



**ONE NATION.  
ONE TEAM.**

**2022  
U.S. MEN'S NATIONAL TEAM  
MEDIA GUIDE**



**U.S. MEN'S NATIONAL TEAM**

- 2 USMNT General Manager Brian McBride
- 4 USMNT Head Coach Gregg Berhalter
- 6 USMNT Coaching Staff
- 11 U.S. Men's National Team Player Pool
- 13 USMNT Headshots

**17 USMNT HISTORY**

- 18 2021 Final Stats
- 19 2021 Final Results
- 20 Statistics 2020-1991
- 35 All-Time Results
- 48 All-Time Lineups
- 66 All-Time Head Coaches
- 66 All-Time Head-to-Head Results
- 73 Venues & Stadiums by State
- 86 Year-by-Year Record

**87 ALL-TIME RECORDS**

- 88 All-Time Player Caps
- 95 All-Time Player Register
- 118 All-Time Individual Leaders
- 120 All-Time Attendance Records
- 124 All-Time Team Records
- 128 All-Time Miscellaneous Records

**131 USMNT WORLD CUP HISTORY**

- 132 All-Time MNT World Cup Results
- 138 All-Time MNT Player Stats
- 144 All-Time MNT World Cup Caps
- 145 All-Time MNT World Cup Leaders
- 146 Past World Cup Results & History
- 147 All-Time MNT World Cup Qualifying Caps
- 150 All-Time MNT World Cup Qualifying Goals

**153 USMNT PROGRAMS**

- 154 Under-23 Men's National Team
- 156 Under-20 Men's National Team
- 162 Under-19 Men's National Team
- 163 Under-18 Men's National Team
- 164 Under-17 Men's National Team
- 172 Nike International Friendlies
- 173 Under-16 Boys' National Team
- 174 Under-15 Boys' National Team

- 175 Under-14 Boys' National ID Program
- 176 U.S. Soccer Development Academy
- 177 U.S. Soccer Director of Talent ID – Boys Talent ID Managers
- 178 YNT Identification Centers
- 179 U.S. Beach Soccer National Team
- 182 U.S. Futsal National Team
- 191 U.S. Para 7-a-Side National Soccer Team

**193 COMPETITIONS**

- 194 FIFA World Championships
- 199 FIFA Confederations Cup
- 201 Copa America
- 203 Concacaf Gold Cup
- 217 Concacaf Nations League
- 218 U.S. Olympic History
- 228 Lamar Hunt U.S. Open Cup

**235 U.S. SOCCER HISTORY & INFORMATION**

- 236 U.S. Soccer President Cindy Parlow Cone
- 237 U.S. Soccer CEO / Sec. Gen. Will Wilson
- 238 U.S. Soccer Board of Directors / Past Presidents
- 239 Referee Program
- 241 Coaching Department
- 244 U.S. Soccer National Training Center
- 245 U.S. Soccer Development Fund
- 246 U.S. Soccer Foundation
- 248 National Soccer Hall of Fame
- 252 Soccer Participation
- 254 TV Information
- 255 FIFA
- 256 Concacaf
- 258 Leagues & Affiliates
- 262 U.S. Soccer House
- 264 U.S. Soccer Timeline
- 276 U.S. Soccer Players of the Year
- 281 All Time Team & Individual Awards
- 284 Best of U.S. Soccer Awards

**287 MEDIA INFORMATION**

- 288 U.S. Soccer Communications Contact Info
- 289 Media Guidelines
- 294 Important Phone Numbers

**U.S. SOCCER 2022 MEN'S NATIONAL TEAM MEDIA GUIDE**

The 2021 U.S. Men's National Team Media Guide is a publication of the U.S. Soccer Communications Department. Data in this book is current through Jan. 1, 2021. If you have the USMNT version of the guide and would like a copy of the USWNT version, please contact the U.S. Soccer Communications Department at [communications@ussoccer.org](mailto:communications@ussoccer.org) or 312-808-1300. A digital version of the media guide is available at [ussoccer.com](http://ussoccer.com).

**U.S. SOCCER COMMUNICATIONS DEPARTMENT:** MC Barrett, Neil Buethe, Jeff Crandall, Ilyanna Gutierrez, Aaron Heifetz, Michael Kammarman, Chris Kennedy

**U.S. SOCCER VIDEO DEPARTMENT:** Jen Buglio, Nick Burton, Veronica Malesinski, Andy Sevcik

**PHOTOGRAPHY MANAGER FOR U.S. SOCCER:** John Todd / International Sports Images

**WNT PHOTOGRAPHER:** John Dorton

**COVER DESIGN:** Stoneward

**INTERIOR DESIGN & LAYOUT:** Ron Logan

**PRINTING:** ABC Printing; Dean Papa; Chicago, Ill.



## BRIAN McBRIDE

**General Manager: U.S. Men's National Team**

**Born: June 19, 1972**

**Hometown: Arlington Heights, Illinois**

A native of Arlington Heights, Ill., former U.S. Men's National Team striker and three-time World Cup veteran Brian McBride was appointed as the team's second General Manager on Jan. 10, 2020. A 2014 inductee to the National Soccer Hall of Fame, McBride became the first USMNT player to score in multiple FIFA World Cups and is one of just 11 to play in three different tournaments. The striker also had a standout 17-year club career in the United States, Germany and England, with his time at English Premier League side Fulham serving as one of the most impressive tenures by a U.S. player with a European club.

In an international career defined by hard work and pivotal goals, McBride earned 95 caps for the USMNT from 1993-2006 and represented the United States at the 1998, 2002 and 2006 FIFA World Cups. The target striker scored the USA's lone goal at France '98 and went on to become the first USMNT player to score in multiple World Cups when put the USA up 3-0 against Portugal, setting the stage for one of the most significant goals in team history when he bagged the game-winner against Mexico in the 2-0 shutout victory in the 2002 World Cup Round of 16.

Having represented the United States at eight senior international tournaments, McBride won the Most Valuable Player award and the Golden Boot in helping the USA win the 2002 Concacaf Gold Cup, and also scored two goals as the USMNT finished third at the 1999 FIFA Confederations Cup. Though he retired from senior international play following the 2006 FIFA World Cup, McBride made a brief return to the world's stage, participating for the USA as one of three overage players at the 2008 Summer Olympics in Beijing.

Beginning his professional career in 1994, McBride began playing with the Milwaukee Rampage before spending a season with Wolfsburg of the Second Bundesliga. Selected first overall in Major League Soccer's Inaugural Player Draft in 1996, McBride would become a mainstay for Columbus Crew SC, racking up 161 appearances and 62 goals from 1996-2003, while helping lead the side to the 2002 Lamar Hunt U.S. Open Cup title. Foreshadowing a future move back across the pond, McBride spent two fruitful loan stints with English clubs, suiting up for Preston North End in the English League Championship in 2000-2001, before signing on with English Premier League side Everton in 2003.

McBride would make a career-defining move the following season, signing with Premier League side Fulham in 2004 and go on to spend four-and-a-half seasons in West London. Amassing 33 goals in 140 Premier League appearances, the veteran striker became a fan-favorite at Craven Cottage, with his pivotal goals down the stretch in both the 2006-07 and 2007-08 seasons helping the club stave off relegation while also earning the club's Player of the Season in both campaigns. McBride's legacy is so strong at Craven Cottage that a bar inside the stadium was later named in his honor.

Following his memorable stay with Fulham, McBride returned home to end his career, playing with Chicago Fire from 2008-2010. The striker amassed 18 goals in 59 regular season appearances, helping the club to back-to-back Eastern Conference Finals in 2008 and 2009. Collegiately, McBride turned out for famed soccer powerhouse Saint Louis University from 1990-93, setting school records for goals (72) and assists (40), and earning All-American honors on two occasions. Prior to representing the Bilikens, McBride suited up for Buffalo Grove High

School, helping the suburban Chicago side to the 1988 Illinois State Championship.

Prior to joining U.S. Soccer as MNT GM, McBride provided expert on-air analysis and commentary, first for FOX and then ESPN. In 2011, he founded McBride's Attacking Soccer Academy, and he was the Co-Founder & Chief Strategic Officer for TiPEVO in charge of strategic offerings and outreach to the youth sports community. He holds a bachelor's degree in secondary education from Saint Louis University and a USSF 'B' License.

[USMNT](#)[MNT History](#)[World Cup History](#)[Programs](#)[Competitions](#)[U.S. History & Info](#)



# GREGG BERHALTER

**Head Coach: U.S. Men's National Team**

**Born: Aug. 1, 1973 in Englewood, N.J.**

**Hometown: Tenafly, New Jersey**

An accomplished manager and two-time FIFA World Cup veteran, Gregg Berhalter was named head coach of the U.S. Men's National Team on December 2, 2018. After leading the USMNT through a successful World Cup Qualifying campaign, he will be the first in U.S. Soccer history to participate in a World Cup as both a player and a head coach.

The first two years of work were a prelude to arguably the most successful year in USMNT history, as the team collected back-to-back championship titles in 2021. Deploying almost two entirely different rosters, the U.S. defeated regional rival Mexico in the inaugural Concacaf Nations League championship in June and then again in the Concacaf Gold Cup final the following month. By year's end, the team had amassed a record-setting 17 victories, while Berhalter became the fastest coach in U.S. history to collect 30 wins at the helm.

Utilizing the youngest team in the world during World Cup Qualifying, the team advanced through the grueling 14-match Octagonal and qualified for its eighth World Cup since 1990. Of the 32 finalists in the 2022 World Cup, the USA's lineup averaged four years younger than the other 31 participants. In addition, a total of 29 of the 38 players the USA deployed during qualifying were participating for the first time.

During his first year on the job in 2019, Berhalter worked to develop a new style of play with a young group, leading the side to an 11-5-2 record, and becoming the second-fastest manager in team history to achieve double-digit victories (17 games). That summer, Berhalter guided the USMNT to the 2019 Concacaf Gold Cup Final, advancement to the 2019-20 Concacaf Nations League Final Round in June, as well as 1-1 draws against reigning Copa America champion Chile (March 26) and No. 5-ranked Uruguay (Sept. 10).

An intelligent and competitive anchor in central defense as a player, Berhalter spent 18 professional seasons in the Netherlands, England, Germany and the United States before serving seven years as a coach in Sweden and Major League Soccer. Capped 44 times, Berhalter represented the United States at two FIFA World Cups and was a notable part of the 2002 team that advanced to the Quarterfinals in Korea/Japan. A natural leader, Berhalter is one of only a few Americans who have captained multiple teams in Europe, earning that honor for two different clubs in Germany. He is the first MNT head coach to have played for the USA at a FIFA World Cup.

Showing a keen interest in coaching, Berhalter began in the sport's technical side during the late stages of his playing career. While with German club 1860 Munich, the defender scouted opponents from 2007-2009. He transitioned into the coaching ranks during his final season as a professional, serving as a player/assistant coach for the LA Galaxy in 2011, helping the club to the MLS Cup and Supporters Shield in the process.

Immediately after his retirement in 2011, Berhalter moved into the management ranks full time, taking the top job with Swedish club Hammarby that December. The move was unique in that Berhalter became one of the first Americans to begin his management career with a foreign club. During two seasons, the club played to an 18-11-17 record and finished within one spot of promotion to the Swedish top-flight in 2012.

In late 2013, Berhalter returned stateside to take the reins as sporting director and head coach of Columbus Crew SC. Overseeing all facets of the club's soccer operations, Berhalter led Crew SC to postseason appearances in four of his five years in charge, all while working with a salary budget that consistently ranked in the bottom half of Major League Soccer. Most significantly, Berhalter guided Columbus to the 2015 MLS Cup Final and nearly returned the club to the league's title game two years later, falling 1-0 to eventual champions Toronto FC in the 2017 Eastern Conference Final.

Collecting 44 caps during an international career that spanned 12 years, Berhalter earned his first appearance in 1994 and went on to play a part of MNT squads at six major tournaments, including the 2002 and 2006 FIFA World Cups. A fiery competitor and vocal leader, the center back played in both of the USA's World Cup Knockout Round matches in Korea Republic, helping keep a clean sheet during the 2-0 win against Mexico in the 2002 Round of 16. His most memorable moment in a U.S. shirt came in the following match. With the USA trailing Germany 1-0 in the second half of the Quarterfinal, Berhalter's volley was handled on the line by Torsten Frings, but Scottish referee Hugh Dallas waved off calls for a penalty kick. With his appointment, Berhalter becomes the first MNT head coach to have represented the United States in the sport's pinnacle competition.

Berhalter went on to help the USA qualify for the 2006 FIFA World Cup, and though he made the squad did not appear in any matches in Germany. The cerebral center back participated in many of the USA's significant runs in international competitions, including the third-place finish at the 1999 FIFA Confederations Cup in Mexico. He was also part of the USA squad that finished fourth at Copa America '95 and went to the final of the 1998 Concacaf Gold Cup.

A native of Englewood, N.J., Berhalter played three seasons at the University of North Carolina before deciding to leave college early to begin his professional career in 1994. Foreshadowing the choice to begin his management career abroad, he moved to Dutch Eredivisie side Zwolle, beginning a six-year stay in Holland. In 1996, he moved up to the top-flight, spending another two seasons with Sparta Rotterdam followed by two years with SC Cambuur where he won the club's Player of the Year award in back-to-back seasons.

In 2001, Berhalter joined English League Championship side Crystal Palace before making a long-term move to Germany the following year. Following impressive performances at the 2002 FIFA World Cup, he signed with Bundesliga side Energie Cottbus that summer where he spent four seasons, captaining the side for the final two and eventually helping the team win promotion back to the Bundesliga at the end of the 2006 campaign. From there, Berhalter joined 1860 Munich, where he continued to wear the armband for three seasons before departing to join the LA Galaxy in the summer of 2009.

Joining the Galaxy in the twilight of his career, Berhalter helped mentor the likes of Omar Gonzalez, AJ DeLaGarza and Sean Franklin, a core of young defenders that would become staples in the club's most successful years. In 2009, he helped the Galaxy advance to the 2009 MLS Cup Final where they fell to Real Salt Lake on penalty kicks. The following year, he aided in the club's 2010 MLS Supporters Shield campaign, before ending his career with the MLS Cup and Supporter Shield double as a player/assistant coach in 2011.

Showing his leadership qualities early on, Berhalter served as captain for the U.S. at the 1993 FIFA World Youth Championship in Australia, helping guide the team past the group stage for just the second time in tournament history. Three years later, Berhalter was slated to captain the U-23 MNT at the 1996 Summer Olympics in Atlanta but was forced to miss the tournament after suffering an injury just three weeks prior.

Along with holding the UEFA "A" coaching license, Berhalter was part of the inaugural class to attain U.S. Soccer's "PRO" coaching license in 2016.

Berhalter is the godson of former Boston Red Sox player and baseball Hall of Famer Carl Yastrzemski. Gregg and his wife Rosalind have four children: Sebastian, who signed as a Homegrown player for Columbus Crew SC in 2020, Santana, Lily and Delilah. The family enjoy traveling together, cooking, golf and reading in their spare time.



# LUCHI GONZALEZ

**Assistant Coach: USMNT**

**Born: July 14, 1980**

**Hometown: Miami, Fla.**

Luchi Gonzalez joined the USMNT staff in December of 2021 following a lengthy tenure with FC Dallas as the Academy Director and first team head coach. A native of Miami, Fla., he has more than 25 years of experience as a player and coach, having worked with some of the top players in the USMNT player pool.

He joined the FC Dallas Academy in April 2012 as the U-18 Academy coach. The FC Dallas U-17 and U-19 Academy teams won their division six consecutive years and took home four U.S. Soccer Development Academy National Championships (U-19s in 2012 and 2016, U-17s in 2015 and 2016).

A total of 11 players coached by Gonzalez in the Academy have earned caps with the senior USMNT: Kellyn Acosta, Reggie Cannon, Jesús Ferreira, Weston McKennie, Shaq Moore, Ricardo Pepi, Paxton Pomykal, Bryan Reynolds, Chris Richards and Brandon Servania.

Gonzalez spent three years as FC Dallas Academy Director and head coach of the U-16 Academy team. In 2016, he led the U-16s to their second straight U.S. Soccer Development Academy National Championship.

Gonzalez took over as head coach of FC Dallas on Dec. 16, 2018, leading the club to the playoffs in 2019 and 2020. He is currently completing the U.S. Soccer Pro License coaching course.

A dual citizen of Peru and the United States, Gonzalez represented the USA at the 1997 FIFA U-17 World Championship and participated in the inaugural U-20 MNT Residency in 1999. He played four seasons at Southern Methodist University, winning the 2001 MAC Hermann Trophy his senior year. In his four seasons at SMU, Gonzalez scored 48 goals and added 32 assists. The San Jose Earthquakes drafted him sixth overall in the 2002 MLS SuperDraft and he went on to play for Bodens BK in Sweden, Sporting Cristal in Peru, before returning to the U.S. where he featured for the Colorado Rapids, Miami FC and Minnesota Thunder.

# ANTHONY HUDSON

**Assistant Coach: USMNT**  
**Born: March 11, 1981**  
**Hometown: Seattle, Wash.**



Anthony Hudson joined the USMNT staff after serving as the head coach of the U.S. Under-20 Men's National Team beginning in January of 2020.

The 38-year old came to the Federation after an impressive 12-year start to his managerial career, including time at the helm of the New Zealand and Bahrain senior National Teams. With New Zealand, Hudson became the youngest-ever head coach at the FIFA Confederations Cup after leading the All Whites to the 2016 OFC Nations Cup. Hudson holds a UEFA Pro License and most recently managed the Colorado Rapids in Major League Soccer.

Born in Seattle, Hudson kicked off his coaching career at the lower levels of American soccer before leading teams in England and Wales. He then jumped to the international game, managing the Bahrain U-23 Men's National Team before taking over the senior squad in Aug. 2013. Hudson moved to Oceania Football Confederation powerhouse New Zealand the following year and reached the inter-confederation playoffs for the 2018 FIFA World Cup where the island nation narrowly fell to Peru. Following his time with the All Whites, Hudson became the youngest manager in Rapids history in 2017.

In his role, Hudson oversees all aspects of the U-20 MNT program and also manage the integration and programming of U-18 and U-19 MNTs to maximize the evaluation and movement of players between the age groups for training camps and matches during the World Cup cycle.

As a player, Hudson came up through the academy of Premier League club West Ham United and played there as well as at Eredivisie side NEC Nijmegen. In 2006, he started as a player-coach with the Wilmington Hammerheads in the former USL Second Division, launching his transition to the touchline. His first head coach position came with the Real Maryland Monarchs, also in the USL Second Division before he spent time as manager for the Tottenham Hotspur reserves and Newport County, a Welsh club in the fifth tier of English soccer.





## **B.J. CALLAGHAN**

**Strategy Analyst/Asst. Coach: USMNT**

**Born: July 1, 1981**

**Hometown: Ventnor, N.J.**

B.J. Callaghan joined the U.S. Men's National Team staff in 2019 after spending the previous seven years with the Philadelphia Union. For the past five seasons, Callaghan worked as an assistant coach under Jim Curtin, focusing on team defending, opponent analysis, set-piece design, player development and scouting. During this time, he helped the Union to appearances in the 2014, 2015 and 2018 Lamar Hunt U.S. Open Cup Finals as well as postseason berths in 2016 and 2018. Prior to his involvement with the first team, he spent the previous two years working with the Philadelphia Union/YSC Academy.

Prior to his time with the Philadelphia Union, Callaghan spent six years at Villanova University, rising to the level of Associate Head Coach. While at Villanova, he was involved in all aspects of the program, and helped lead the team to three straight Big East playoff appearances, including the 2011 Big East Semifinals — the highest finish in program history.

Callaghan graduated in 2003 from Ursinus College with a degree in Economics and Business Administration, and has held many coaching positions within the Philadelphia soccer community, working with FC Delco, Montgomery Soccer Club, and EPYSA/Region I ODP programs. He holds the U.S. Soccer "PRO" and "A" coaching licenses.

# ARON HYDE

**Goalkeeping Coach: USMNT**

**Born: April 9, 1983**

**Hometown: Birmingham, England**



Bringing 14 years of coaching experienced at the domestic and international level, Aron Hyde joined the U.S. Men's National Team staff in 2020, after spending the previous three seasons with Major League Soccer outfit Atlanta United FC. Prior to being hired full time, he served as the goalkeeper coach for the USMNT during the November 2019 Concacaf Nations League victories against Canada and Cuba.

Hyde spent three seasons with Atlanta United FC as the club's inaugural goalkeeper coach. Hyde's leadership helped Atlanta goalkeepers concede the fourth-fewest goals in MLS in 2017 and 2018 and allowed just two goals throughout the 2018 MLS Cup Playoffs. Additionally, under Hyde's tutelage, veteran MNT goalkeeper Brad Guzan posted a shutout streak of 541 minutes in 2017– the sixth-longest in league history.

Prior to Atlanta, Hyde spent two years with U.S. Soccer as a goalkeeper coach with the Men's National Team and various Youth National Teams. He also spent six seasons as the goalkeeper coach with Chicago Fire (2010-15). Hyde joined the Fire in 2010 after spending 2009 as an assistant coach with the University of Washington men's team.

He served as the Goalkeeping Coach for Seattle University's men's and women's soccer teams, from 2006-09. Hyde previously coached for Seattle-based Emerald City FC where he served as assistant goalkeeper coach and head team coach for two of the club's boys' teams.

A native of Birmingham, England, Hyde's vast playing experience includes spells with Walsall FC, Millwall FC, and Wycombe Wanderers in England. Stateside, he spent time at Judson College (NAIA). He currently possesses a USSF A and USSF Goalkeeping license, and a UEFA A Coaching License. Hyde earned his master's degree in Sport Administration and Leadership from Seattle University in 2009.



# STEVE TASHJIAN

**Head Performance Expert: USMNT**

**Born: Aug. 16, 1976**

**Hometown: La Verne, California**

Steve Tashjian joined the U.S. Men's National Team staff in 2019 after spending the previous five years with Columbus Crew SC, where he worked alongside Gregg Berhalter as the club's High Performance Director.

A licensed physical therapist and respected performance specialist, Tashjian is renowned for being the lone American in the same role in the English Premier League for half a decade. With Columbus, Tashjian was tasked with continuing to develop data driven performance platforms in the areas of health and wellness, sports medicine, sport science, strength and conditioning and recovery.

Tashjian joined Crew SC from English Premier League side Everton, where he served for five years as strength and conditioning coach, then later as the Head of Sports Science and Conditioning and Director of End Stage Rehabilitation. During his time at Everton, Tashjian became well known for his innovative approach to player monitoring and performance development. While serving the club, Everton never finished outside the top eight Premiership positions, qualifying in 2009-2010 for the UEFA Europa League, appearing in the 2011-2012 FA Cup semifinal and finishing fifth in the Premier League in 2013-2014. During his tenure, Tashjian worked with a list of elite players including Tim Howard, Landon Donovan, Tim Cahill, Louis Saha, Phil Neville, Steven Pienaar, Romelu Lukaku, Marouane Fellaini and Leighton Baines.

From 2007 to 2009, Tashjian served as Assistant Coach and Head of Fitness, Director of End Stage Rehabilitation and Reconditioning with Columbus. He was a part of Sigi Schmid's staff that led the Black & Gold to the 2008 MLS Cup, and was a part of back-to-back Supporters' Shield wins in 2008 and 2009.

Tashjian's clinical experience began in 2002 as Physical Therapist and Strength and Conditioning Coach in Pasadena, California at the Competitive Athlete Training Zone (CATZ), assisting with the off-season training program for the LA Galaxy. In 2003, he left his position with CATZ to become Co-Owner and Director of Athletic Performance at Rehab United Physical Therapy and Sports Performance Center in San Diego, California, working with elite amateur, Olympic and professional athletes from multiple sports.

As an Assistant Coach, Head of Fitness and later a consultant for Azusa Pacific University from 2006-2008, he helped the university to a 2007 NAIA Men's Soccer National Championship as well as runner-up honors with the women in 2007 and the men in 2006.

# DARCY NORMAN

**Movement & Conditioning Coach: USMNT**

**Born: Sept. 9, 1971**

**Hometown: Grande Prairie, Alberta; Canada**



Darcy Norman brings 20 years of experience in the human performance industry to the U.S. Men's National Team. In the 10 years preceding his joining the the USMNT staff in 2019, Norman has primarily focused on creating and implementing methodologies, applied data and building strategic relations, as well as managing medical, rehab, fitness, nutrition, psychology and sport science staff at the highest level. Norman's soccer-specific experience includes time as Performance Data Analyst and Fitness Rehab Coach with the German Men's National Team from 2012-2018, helping Die Mannschaft to the 2014 FIFA World Cup title and third-place finish at Euro 2012. From 2015-2018, Norman also worked as the Director of Performance with Italian club AS Roma, helping the side to a semifinal appearance in 2017-18 UEFA Champions League. Prior to those positions, he worked as the Strength Coach and Rehab Specialist for Bayern Munich, helping the German club to the 2009-10 Bundesliga and DFB-Pokal Championship and the Final of that season's UEFA Champions League.

A licensed therapist and certified strength and conditioning specialist, Norman also served as the Director of Performance Innovation at EXOS and as a Physical Therapist and Performance Coach at Athletes' Performance.




## 2022 U.S. Men's National Team Player Pool

Name	Pos.	Ht.	Wt.	Birthdate	Caps/G	Hometown	Club
Aaronson, Brenden	M	5-10	145	10/22/00	15/5	Medford, N.J.	Red Bull Salzburg (AUT)
Acosta, Kellyn	M	5-10	150	07/24/95	45/2	Plano, Texas	Colorado Rapids
Adams, Tyler	M	5-9	150	02/14/99	22/1	Wappingers Falls, N.Y.	RB Leipzig (GER)
Arriola, Paul	F	5-6	145	02/05/95	42/8	Chula Vista, Calif.	D.C. United
Bello, George	D	5-8	165	01/22/02	6/0	Douglasville, Ga.	Atlanta United
Brooks, John	D	6-4	170	01/18/93	45/3	Berlin, Germany	Wolfsburg (GER)
Busio, Gianluca	M	5-9	145	05/28/02	8/0	Greensboro, N.C.	Venezia (ITA)
Cannon, Reggie	D	5-11	165	06/11/98	22/1	Grapevine, Texas	Boavista (POR)
Dest, Sergiño	D	5-9	140	11/03/00	15/2	Almere, Netherlands	Barcelona (ESP)
Ferreira, Jesús	F	5-8	140	12/24/00	5/2	McKinney, Texas	FC Dallas
Gioacchini, Nicholas	F	6-0	160	07/25/00	8/3	Kansas City, Mo.	Caen (FRA)
Guzan, Brad	GK	6-4	200	09/09/84	64/0	Homer Glen, Ill.	Atlanta United FC
Horvath, Ethan	GK	6-4	215	06/09/95	7/0	Highlands Ranch, Colo.	Club Brugge (BEL)
Johnson, Sean	GK	6-3	215	05/31/89	9/0	Lilburn, Ga.	New York City FC
Lietget, Sebastian	M	5-10	165	09/03/92	33/8	San Francisco, Calif.	LA Galaxy
Long, Aaron	D	6-2	170	10/12/92	21/3	Oak Hills, Calif.	New York Red Bulls
McKennie, Weston	M	6-1	185	08/28/98	28/8	Little Elm, Texas	Juventus (ITA)
McKenzie, Mark	D	6-0	185	02/25/99	8/0	Bear, Del.	Genk (BEL)
Miazga, Matt	D	6-4	185	07/19/95	22/1	Clifton, N.J.	Deportivo Alaves (ESP)
Moore, Shaq	D	5-11	165	11/02/96	13/1	Powder Springs, Ga.	Tenerife (ESP)
Morris, Jordan	F	6-0	185	10/26/94	40/10	Mercer Island, Wash.	Seattle Sounders FC
Musah, Yunus	M	5-10	160	11/29/02	11/0	London, England	Valencia (ESP)
Pefok, Jordan	F	6-3	185	04/26/96	8/1	Washington, D.C.	Young Boys (SUI)
Pepl, Ricardo	F	6-1	165	01/09/03	7/3	El Paso, Texas	Augsburg (GER)
Pulisic, Christian	M	5-8	155	09/18/98	42/17	Hershey, Pa.	Chelsea (ENG)
Ream, Tim	D	6-1	160	10/05/87	46/1	St. Louis, Mo.	Fulham (ENG)
Reyna, Gio	F	6-1	160	11/13/02	9/4	Bedford, N.Y.	Borussia Dortmund (GER)
Richards, Chris	D	6-3	180	03/28/00	6/0	Birmingham, Ala.	Hoffenheim (GER)
Robinson, Antonee	D	6-0	160	08/08/97	19/1	Liverpool, England	Fulham (ENG)
Robinson, Miles	D	6-2	185	03/14/97	15/3	Arlington, Mass.	Atlanta United
Roldan, Cristian	M	5-8	165	06/03/95	30/0	Pico Rivera, Calif.	Seattle Sounders FC
Sands, James	D	6-1	185	07/06/00	7/0	Rye, N.Y.	Rangers (SCO)
Sargent, Josh	F	6-1	175	02/20/00	19/5	O'Fallon, Mo.	Norwich City (ENG)
Steffen, Zack	GK	6-3	190	04/02/95	26/0	Downtown, Pa.	Manchester City (England)
Turner, Matt	GK	6-3	195	06/24/94	13/0	Park Ridge, N.J.	New England Revolution
Vines, Sam	D	5-10	150	05/31/99	8/1	Colorado Springs, Colo.	Colorado Rapids
Weah, Tim	F	6-1	165	02/22/00	18/2	Rosedale, N.Y.	Lille (France)
Yedlin, DeAndre	D	5-8	160	07/09/93	71/0	Seattle, Wash.	Galatasaray (TUR)
Zimmerman, Walker	D	6-3	185	05/19/93	23/2	Lawrenceville, Ga.	Nashville SC


Caps/Goals as of Jan. 1, 2022

## Team Staff

USMNT General Manager .....	Brian McBride
USMNT Head Coach .....	Gregg Berhalter
USMNT Assistant Coach .....	Luchi Gonzalez
USMNT Assistant Coach .....	Anthony Hudson
USMNT Goalkeeping Coach .....	Aron Hyde
Strategy Analyst/Assistant Coach .....	B.J. Callaghan
Head Performance Expert .....	Steve Tashjian
Movement & Conditioning Coach .....	Darcy Norman
Performance Coach .....	Jordan Webb
Leadership Coach .....	Travis Thomas
Opposition Scout .....	Michael Stephens
Performance Analytics .....	Kevin Shank
Team Administrator .....	Sam Zapatka
Head Athletic Trainer .....	Ron Shinault
Head Equipment Manager .....	Kyle Robertson
Press Officer .....	Michael Kammarman
Content Manager .....	Jeff Crandall
Videographer .....	Kevin Zemanski
Videographer .....	Brian Horne
Photographer .....	John Dorton



**Brenden Aaronson**  
Midfielder




**Tyler Adams**  
Midfielder



**Jozy Altidore**  
Forward




**Paul Arriola**  
Forward



**Michael Bradley**  
Midfielder




**John Brooks**  
Defender




**Reggie Cannon**  
Defender




**Sergiño Dest**  
Defender



**Brad Guzan**  
Goalkeeper




**Sebastian Lletget**  
Midfielder



**Aaron Long**  
Defender



**Weston McKennie**  
Midfielder




**Mark McKenzie**  
Defender




**Matt Miazga**  
Defender



**Jordan Morris**  
Forward




**Yunus Musah**  
Midfielder




**Christian Pulisic**  
Midfielder



**Tim Ream**  
Defender



**Gio Reyna**  
Forward




**Antonee Robinson**  
Defender



**Josh Sargent**  
Forward




**Zack Steffen**  
Goalkeeper



**DeAndre Yedlin**  
Defender



**Jackson Yueill**  
Midfielder



**Gyasi Zardes**  
Forward





# THE U.S. NATIONAL SOCCER TEAM PLAYERS ASSOCIATION

The U.S. National Soccer Team Players Association is the labor organization for all current members of the United States Men's National Soccer Team, the membership organization for all current and former members of the National Team, and an organization dedicated to connecting National Team players to community and charitable activities. Founded in 1996 by the members of the U.S. Men's National Team, the Players Association represents them in collective bargaining with the United States Soccer Federation. Until that time, the players had no unified voice on matters such as the financial and business terms under which players played for the National Team.

The Players founded the Association with a very simple principle: fair and equal treatment for everyone appearing for their National Team. That rationale has carried the Players Association through more than twenty years and the negotiation of four collective bargaining agreements.

The players' unwavering interest in building the sport in this country has helped develop the Players Association as a multi-faceted organization serving not just the interest of its members, but also the wider community of American soccer. The Players Association believes that the best way to grow the game in this country is to build meaningful links from the grassroots to the highest level of American professional soccer, the U.S. National Team program.

## OUR MISSION

The primary purpose of the organization and its website is to promote soccer in the United States and the US National Team Players and to help everyone interested or involved in the sport in the U.S.

While the Players Association represents all U.S. Men's National Soccer Team members in their negotiations with the United States Soccer Federation, the goal of the Association is to improve the quality and quantity of soccer in the United States. The Players are encouraging more people to play, watch and involve themselves with soccer at all levels, from the very beginning youth programs, to elite youth soccer, high school and college soccer, adult recreational leagues, professional soccer leagues and the international competitions of the United States Men's National Team and the World Cup.

## OUR GOALS

- Reach people interested in soccer
- Encourage, nurture and reward that interest
- Make it easy for those people to expand their connection to the sport
- Give them the information they need to expand their interest and knowledge
- Increase awareness of the US National Team players and all they do to advance the sport and support community and charitable organizations
- Increase the opportunities for all children to experience the joys of playing soccer
- Improve the quality of youth soccer coaching
- Improve the youth soccer environment
- Partner with other significant soccer organizations in the United States
- Encourage players to experience the benefits of playing, watching and being involved in soccer throughout their lifetimes
- Create a soccer community that shares the Players Association's goal of increasing soccer's role and significance in the U.S.
- Capitalize upon the Players' commitment to supporting soccer to help the United States reap the benefits the game can provide throughout our country

## PLAYER REPRESENTATIVES

**Michael Bradley**

**Brad Guzan**

**Zack Steffen**

**Wil Trapp**

**DeAndre Yedlin**

**Tyler Adams (young player rep)**

**Acting Executive Director**

Mark Levinstein

mlevinstein@wc.com

**General Manager**

J Hutcherson

Jhutcherson@usnstpa.com

**Web Site**

www.ussoccerplayers.com

**Phone**

202-552-1846

# MNT HISTORY



## 2021 U.S. Men's National Team Final Statistics

Full International Record: 17-2-3

## INDIVIDUAL STATISTICS

Player	Pos	GP/GS	MIN	G	A	Y/R	Career
							Caps/Goals/Assists
Aaronson, Brenden	M	13/8	751	4	3	0/0	15/5/4
Acosta, Kellyn	M	21/13	1377	0	2	2/0	45/2/3
Adams, Tyler	M	10/8	768	0	0	1/0	22/1/0
Arriola, Paul	F	8/7	516	2	1	1/0	42/8/5
Bassett, Cole	M	1/0	12	1	0	0/0	1/1/0
Bello, George	D	6/5	400	0	0	0/0	6/0/0
Busio, Gianluca	M	8/5	480	0	1	0/0	8/0/1
Brooks, John	D	6/6	496	0	0	2/0	45/3/0
Cannon, Reggie	D	9/4	417	1	0	0/0	22/1/2
Cardoso, Johnny	M	1/1	63	0	0	0/0	3/0/0
Cowell, Cade	F	1/0	12	0	0	0/0	1/0/0
de la Fuente, Konrad	F	2/1	72	0	0	0/0	3/0/0
de la Torre, Luca	M	3/0	45	0	1	0/0	4/0/1
Dest, Sergiño	D	10/9	619	2	1	0/0	15/2/2
Dike, Daryl	F	8/5	439	3	0	0/0	8/3/0
Ferreira, Jesús	F	4/2	163	2	3	1/0	5/2/3
Gioacchini, Nicholas	F	6/0	250	1	2	0/0	8/3/2
Gomez, Jonathan	D	1/0	6	0	0	0/0	1/0/0
Herrera, Aaron	D	1/1	64	0	0	0/0	1/0/0
Hoppe, Matthew	F	6/4	374	1	1	0/0	6/1/1
Horvath, Ethan	GK	3/2	231	0	0	0/0	7/0/0
Kessler, Henry	D	2/1	91	0	0	0/0	2/0/0
Lennon, Brooks	D	1/1	63	0	0	0/0	1/0/0
Lewis, Jonathan	F	2/2	180	2	0	0/0	8/2/2
Lletget, Sebastian	M	16/12	1114	4	1	0/0	33/8/3
Long, Aaron	D	3/3	198	0	1	0/0	21/3/2
McKenzie, Mark	D	6/6	525	0	1	3/0	8/0/1
McKennie, Weston	M	7/7	660	2	0	2/0	28/8/3
Miazga, Matt	D	2/1	91	0	0	0/0	22/1/2
Moore, Shaq	D	8/6	474	1	0	1/0	13/1/0
Morris, Jordan	F	1/1	78	0	0	0/0	40/10/8
Mueller, Chris	F	1/0	26	0	0	0/0	2/2/1
Musah, Yunus	M	9/8	603	0	2	0/0	11/0/2
Pefok, Jordan	F	8/2	331	1	0	1/0	8/1/0
Pepi, Ricardo	F	7/6	424	3	3	0/0	7/3/3
Perea, Andres	M	1/0	45	0	0	0/0	1/0/0
Pines, Donovan	D	2/0	86	0	0	0/0	2/0/0
Pulisic, Christian	M	8/6	541	3	0	1/0	42/17/9
Ream, Tim	D	5/4	413	0	1	0/0	46/1/4
Reyna, Gio	F	7/6	469	3	1	0/0	9/4/1
Reynolds, Bryan	D	2/0	72	0	0	0/0	2/0/0
Richards, Chris	D	5/2	253	0	0	0/0	6/0/0
Robinson, Antonee	D	11/8	794	1	1	0/0	19/1/3
Robinson, Miles	D	13/13	1199	3	0	2/1	15/3/0
Roldan, Cristian	M	11/2	399	0	2	0/0	30/0/2
Sands, James	D	7/6	567	0	0	0/0	7/0/0
Sargent, Josh	F	7/6	416	0	1	0/0	19/5/1
Steffen, Zack	GK	7/7	609	0	0	1/0	26/0/0
Tessmann, Tanner	M/D	1/0	12	0	0	0/0	1/0/0
Turner, Matt	GK	13/13	1200	0	0	0/0	13/0/0
Weah, Tim	F	8/5	524	1	1	0/0	18/2/2
Vines, Sam	D	6/5	479	1	1	0/0	8/1/1
Williamson, Eryk	M	4/2	261	0	1	0/0	4/0/1
Yedlin, DeAndre	D	9/4	548	0	1	2/0	71/0/8
Yueill, Jackson	M	8/4	352	0	0	0/0	16/0/1
Zardes, Gyasi	F	10/4	481	2	1	1/0	66/14/10
Zimmerman, Walker	D	10/8	683	0	0	1/0	23/2/0
OWN GOAL				2			
<b>TOTALS</b>		<b>22/22</b>	<b>2010</b>	<b>46</b>	<b>34</b>	<b>22/1</b>	
<b>OPPONENT TOTALS</b>		<b>22/22</b>	<b>2010</b>	<b>12</b>	<b>7</b>	<b>27/0</b>	

## GOALKEEPING STATISTICS

Player	GP/GS	MIN	GF	GA	SO	Saves	W-L-T	GAA	Caps	SO	Wins
Horvath, Ethan	3/2	231	7	3	1	9	2-1-0	1.17	7	2	4
Steffen, Zack	7/7	609	13	5	2	16	5-0-1	0.74	26	9	17
Turner, Matt	13/13	1200	26	4	9	35	10-1-2	0.30	13	9	10
<b>TOTALS</b>	<b>22/22</b>	<b>2010</b>	<b>46</b>	<b>12</b>	<b>12</b>	<b>60</b>	<b>17-2-3</b>	<b>0.54</b>			
<b>OPPONENT TOTALS</b>	<b>22/22</b>	<b>2010</b>	<b>12</b>	<b>46</b>	<b>1</b>	<b>37</b>	<b>2-17-3</b>	<b>2.06</b>			

## 2021 U.S. Men's National Team Final Results

Date	Opponent	Result	U.S. Goals	Location	Attendance
Jan. 31	Trin. & Tobago	7-0 W	J. Lewis (2), Ferreira (2), Arriola (2), M. Robinson	Orlando, Fla.	3503 (limited)
March 25	Jamaica	4-1 W	Dest, Aaronson, Lletget (2)	Wiener Neustadt, Austria	N/A
March 28	N. Ireland	2-1 W	Reyna, Pulisic	Belfast, Northern Ireland	N/A
May 30	Switzerland	1-2 L	Lletget	St. Gallen, Switzerland	100 (limited)
June 3	Honduras	1-0 W	Siebatcheu	Denver, Colo.	34,451
June 6	Mexico	3-2 W (AET)	Reyna, McKennie, Pulisic	Denver, Colo.	37,648
June 9	Costa Rica	4-0 W	Aaronson, Dike, Cannon, Reyna	Sandy, Utah	19,007
July 11	Haiti	1-0 W	Vines	Kansas City, Kan.	12,664
July 15	Martinique	6-1 W	Dike (2), OG, M. Robinson, Zardes, Gioacchini	Kansas City, Kan.	7,511
July 18	Canada	1-0 W	S. Moore	Kansas City, Kan.	18,467
July 25	Jamaica	1-0 W	Hoppe	Arlington, Texas	41,318
July 29	Qatar	1-0 W	Zardes	Austin, Texas	20,500 (so)
Aug. 1	Mexico	1-0 W (AET)	M. Robinson	Las Vegas, Nev.	61,514 (so)
Sept. 2	El Salvador	0-0 D	–	San Salvador, El Salvador	29,000 (so)
Sept. 5	Canada	1-1 D	Aaronson	Nashville, Tenn.	43,028
Sept. 8	Honduras	1-0 W	A. Robinson, Pepi, Aaronson, Lletget	San Pedro Sula, Honduras	31,000
Oct. 7	Jamaica	2-0 W	Pepi (2)	Austin, Texas	20,500 (so)
Oct. 10	Panama	0-1 L	–	Panama City, Panama	21,000
Oct. 13	Costa Rica	2-1 W	Dest, OG	Columbus, Ohio	20,165 (so)
Nov. 12	Mexico	2-0 W	Pulisic, McKennie	Cincinnati, Ohio	26,000 (so)
Nov. 16	Jamaica	1-1 D	Weah	Kingston, Jamaica	4,100
Dec. 18	Bosnia & Herz.	1-0 W	Bassett	Carson, Calif.	11,044

## 2020 USMNT Final Statistics

Full International Record: 17-2-3

## INDIVIDUAL STATISTICS

Name	Pos.	GP/GS	Min.	G	A	Y/R
Aaronson, Brenden	M	2/2	156	1	1	0/0
Acosta, Kellyn	M	1/0	22	0	0	0/0
Adams, Tyler	M	2/2	133	0	0	0/0
Akinola, Ayo	F	1/1	74	1	0	0/0
Araujo, Julian	D	1/1	74	0	1	0/0
Arriola, Paul	M	2/2	148	1	0	0/0
Brooks, John	D	1/1	90	0	0	0/0
Cannon, Reggie	D	3/2	183	0	1	0/0
Cardoso, Johnny	M	2/0	47	0	0	0/0
de la Fuente, Konrad	F	1/1	71	0	0	0/0
Dest, Sergiño	D	2/2	177	0	0	0/0
Duncan, Kyle	D	1/0	16	0	0	0/0
Farfan, Marco	D	1/0	45	0	0	0/0
Ferreira, Jesús	F	1/1	63	0	0	0/0
Gasper, Chase	D	1/0	13	0	0	0/0
Gioacchini, Nicholas	F	2/1	88	2	0	1/0
Hamid, Bill	GK	2/1	104	0	0	0/0
Johnson, Sean	GK	1/1	76	0	0	0/0
Ledezma, Richy	M	1/0	22	0	2	0/0
Lewis, Jonathan	M	1/0	17	0	0	0/0
Llanez, Ulysses	F	3/2	154	1	0	1/0
Lletget, Sebastian	M	4/3	259	2	1	0/0
Long, Aaron	D	2/2	146	0	0	0/0
McKennie, Weston	M	2/2	180	0	0	1/0
McKenzie, Mark	D	2/1	117	0	0	0/0
Miazga, Matt	D	2/2	170	0	1	0/0
Mihailovic, Djordje	M	1/0	16	0	0	0/0
Mueller, Chris	F	1/1	90	2	1	0/0
Musah, Yunus	M	2/2	155	0	0	0/0
Otasowie, Owen	M	1/0	3	0	0	0/0
Ream, Tim	D	1/1	90	0	0	0/0
Reyna, Gio	F	2/2	147	1	0	0/0
Richards, Chris	D	1/0	10	0	0	0/0
Robinson, Antonee	D	1/1	90	0	0	0/0
Servania, Brandon	M	1/0	24	0	0	0/0
Soto, Sebastian	F	2/0	45	2	0	0/0
Steffen, Zack	GK	2/2	180	0	0	0/0
Vines, Sam	D	2/2	122	0	0	0/0
Weah, Tim	F	2/0	39	0	0	0/0
Yueill, Jackson	M	2/2	180	0	1	0/0
Zardes, Gyasi	M	1/0	27	0	0	0/0
Zimmerman, Walker	D	2/1	97	0	0	0/0
OWN GOAL				0		

<b>TOTALS</b>	<b>4/4</b>	<b>360</b>	<b>13</b>	<b>9</b>	<b>6/0</b>
<b>OPPONENT TOTALS</b>	<b>4/4</b>	<b>360</b>	<b>2</b>	<b>2</b>	<b>6/0</b>

## GOALKEEPING STATISTICS

Name	GP/GS	Min.	GF / GA / SO	GAA	W-L-T
Hamid, Bill	2/1	104	6 / 0 / 1	1-0-0	0.00
Johnson, Sean	1/1	76	1 / 0 / 0	1-0-0	0.00
Steffen, Zack	2/2	180	6 / 2 / 1	1-0-1	1.00

<b>TOTALS</b>	<b>4/4</b>	<b>360</b>	<b>13 / 2 / 2</b>	<b>3-0-1</b>	<b>0.50</b>
<b>OPPONENT TOTALS</b>	<b>4/4</b>	<b>360</b>	<b>2 / 13 / 1</b>	<b>0-3-1</b>	<b>3.25</b>

## 2019 USMNT Final Statistics

International Record: 11-5-2

## INDIVIDUAL STATISTICS

Name	Pos.	GP/GS	Min.	G	A	Y/R
Adams, Tyler	M	1/1	90	0	0	0/0
Altidore, Jozy	F	5/3	264	1	1	1/0
Amon, Jonathan	M	1/0	31	0	0	0/0
Arriola, Paul	M	15/12	1112	3	1	1/0
Baird, Corey	M	4/3	226	0	1	0/0
Boyd, Tyler	F	10/6	510	2	1	0/0
Bradley, Michael	M	9/8	717	0	1	0/0
Brooks, John	D	2/2	180	0	0	0/0
Cannon, Reggie	D	8/6	561	0	1	0/0
Carter-Vickers, Cameron	D	1/0	86	0	0	0/0
Dest, Sergiño	D	3/3	156	0	1	0/0
Ebobisse, Jeremy	M	1/1	66	0	0	0/0
Gonzalez, Omar	D	4/3	271	0	0	0/0
Guzan, Brad	GK	4/4	360	0	0	0/0
Gyau, Joe	F	1/0	18	0	0	0/0
Holmes, Duane	M	2/0	52	0	0	1/0
Horvath, Ethan	GK	1/1	90	0	0	0/0
Johnson, Sean	GK	3/2	196	0	0	0/0
Lewis, Jonathan	M	5/1	126	0	2	0/0
Lima, Nick	D	9/6	596	0	3	0/0
Lletget, Sebastian	M	8/2	333	1	1	0/0
Long, Aaron	D	14/14	1190	3	1	1/0
Lovitz, Daniel	D	13/6	635	0	0	1/0
McKennie, Weston	M	12/12	948	5	3	3/0
Miazga, Matt	D	7/7	612	0	0	0/0
Mihailovic, Djordje	M	5/4	321	1	0	0/0
Morales, Alfredo	M	3/1	131	0	0	1/0
Morris, Jordan	F	14/9	779	5	6	0/0
Pomykal, Paxton	M	1/0	5	0	0	0/0
Pulisic, Christian	M	11/10	762	5	3	0/0
Ramirez, Christian	F	2/0	18	1	0	0/0
Ream, Tim	D	14/14	1210	0	2	0/0
Robinson, Antonee	D	1/1	80	0	0	0/0
Robinson, Miles	D	2/0	57	0	0	0/0
Roldan, Cristian	M	14/10	951	0	0	0/0
Sargent, Josh	F	6/5	458	3	0	1/0
Steffen, Zack	GK	11/11	974	0	0	0/0
Trapp, Wil	M	9/6	490	0	0	1/0
Yedlin, DeAndre	D	5/3	250	0	0	0/0
Yueill, Jackson	M	6/5	420	0	0	0/0
Zardes, Gyasi	M	15/10	884	6	1	0/0
Zimmerman, Walker	D	7/6	553	1	0	2/0
OWN GOAL						1

<b>TOTALS</b>	<b>18/18</b>	<b>1530</b>	<b>38</b>	<b>29</b>	<b>13/0</b>
<b>OPPONENT TOTALS</b>	<b>18/18</b>	<b>1530</b>	<b>14</b>	<b>11</b>	<b>22/0</b>

## GOALKEEPING STATISTICS

Name	GP/GS	Min.	GF / GA / SO	GAA	W-L-T
Guzan, Brad	4/4	360	16 / 2 / 2	0.50	3-0-1
Horvath, Ethan	1/1	90	1 / 1 / 0	1.00	0-0-1
Johnson, Sean	3/2	196	4 / 0 / 2	0.00	2-0-0
Steffen, Zack	11/11	974	17 / 11 / 4	1.02	6-5-0

<b>TOTALS</b>	<b>18/18</b>	<b>1530</b>	<b>38 / 14 / 8</b>	<b>0.78</b>	<b>11-5-2</b>
<b>OPPONENT TOTALS</b>	<b>18/18</b>	<b>1620</b>	<b>14 / 38 / 4</b>	<b>2.24</b>	<b>5-11-2</b>

*Note: U.S. goal total includes own goal scored by Cuba on Oct. 11, 2019*

2018 USMNT Final Statistics

International Record: 3-5-3

INDIVIDUAL STATISTICS

Name	Pos.	GP/GS	Min.	G	A	Y/R
Acosta, Kellyn	M	6/4	392	1	1	1/0
Adams, Tyler	M	8/7	658	1	0	1/0
Agudelo, Juan	F	1/0	21	0	0	0/0
Amon, Jonathan	M	1/1	55	0	0	0/0
Arriola, Paul	M	2/1	100	0	0	0/0
Bono, Alex	GK	1/1	90	0	0	0/0
Bradley, Michael	M	2/1	101	0	0	0/0
Brooks, John	D	3/3	270	0	0	0/0
Cannon, Reggie	D	2/2	161	0	0	1/0
Carter-Vickers, Cameron	D	6/6	511	0	0	2/0
Corona, Joe	M	3/1	91	0	1	2/0
de la Torre, Luca	M	1/0	13	0	0	0/0
Delgado, Marky	M	6/3	268	0	0	0/0
Gall, Romain	M	1/0	7	0	0	0/0
Gooch, Lynden	M	1/0	17	0	0	0/0
Green, Julian	M	7/4	381	1	0	0/0
Guzan, Brad	GK	2/2	180	0	0	0/0
Hamid, Bill	GK	2/2	135	0	0	0/0
Horvath, Ethan	GK	1/1	90	0	0	0/0
Lichaj, Eric	D	2/2	130	0	0	0/0
Lletget, Sebastian	M	2/0	21	0	0	0/0
Long, Aaron	D	2/2	180	0	0	0/0
McKennie, Weston	M	6/6	460	0	0	2/0
Miazga, Matt	D	7/7	597	0	1	1/0
Moore, Shaq	D	5/3	243	0	0	2/0
Morris, Jordan	F	1/1	90	0	0	0/0
Morrow, Justin	D	1/1	90	0	0	1/0
Nagbe, Darlington	M	1/1	89	0	0	0/0
Novakovich, Andrija	F	3/0	52	0	0	0/0
Olosunde, Matt	D	1/0	19	0	0	0/0
Opara, Ike	D	1/1	90	0	0	0/0
Palmer-Brown, Erik	D	2/1	123	0	0	0/0
Parker, Tim	D	2/1	119	0	0	0/0
Parks, Keaton	M	1/0	28	0	0	0/0
Picault, Fafa	M	1/0	32	0	0	0/0
Polster, Matt	D	1/1	90	0	0	0/0
Pulisic, Christian	M	3/3	262	0	0	0/0
Robinson, Antonee	D	6/4	372	0	2	1/0
Roldan, Cristian	M	4/1	82	0	0	0/0
Rowe, Kelyn	M	1/0	45	0	0	0/0
Rubin, Rubio	M	4/2	180	0	0	0/0
Saief, Kenny	M	3/2	139	0	0	0/0
Sapong, C.J.	F	1/1	45	0	0	0/0
Sargent, Josh	F	6/3	266	2	0	0/0
Steffen, Zack	GK	6/5	495	0	0	0/0
Sweat, Ben	D	2/1	105	0	0	0/0
Trapp, Wil	M	9/8	714	0	0	0/0
Villafaña, Jorge	D	6/3	292	0	0	0/0
Weah, Tim	M	8/6	512	1	1	2/0
Wood, Bobby	F	9/6	520	3	0	1/0
Yedlin, DeAndre	D	8/5	445	0	0	2/0
Zardes, Gyasi	M	3/2	145	0	0	0/0
Zimmerman, Walker	D	3/3	270	1	0	0/0
<b>Totals</b>		<b>11/11</b>	<b>990</b>	<b>10</b>	<b>6</b>	<b>19/0</b>
<b>Opponent Totals</b>		<b>11/11</b>	<b>990</b>	<b>14</b>	<b>13</b>	<b>14/1</b>

GOALKEEPING STATISTICS

Name	GP/GS	Min.	GF / GA / SO	GAA	W-L-T
Bono, Alex	1/1	90	3 / 0 / 1	1.0-0	0.00
Guzan, Brad	2/2	180	1 / 4 / 0	0.1-1	2.00
Hamid, Bill	2/2	135	1 / 2 / 0	0.0-1	1.33
Horvath, Ethan	1/1	90	0 / 1 / 0	0.1-0	1.00
Steffen, Zack	6/5	495	5 / 7 / 2	2.2-1	1.27
<b>Totals</b>	<b>11/11</b>	<b>990</b>	<b>10 / 14 / 3</b>	<b>3-5-3</b>	<b>1.27</b>
<b>Opponent Totals</b>	<b>11/11</b>	<b>990</b>	<b>14 / 10 / 4</b>	<b>5-3-3</b>	<b>0.91</b>

2017 USMNT Final Statistics

International Record: 10-2-7

INDIVIDUAL STATISTICS

Name	Pos.	GP/GS	Min.	G	A	Y/R
Acosta, Kellyn	M	13/8	765	1	0	3/0
Adams, Tyler	M	1/1	90	0	0	0/0
Agudelo, Juan	F	6/3	282	0	0	0/0
Altidora, Jozy	F	11/10	854	4	3	2/0
Arriola, Paul	F	12/8	618	0	1	1/0
Beasley, DaMarcus	D	3/2	156	0	0	1/0
Bedoya, Alejandro	M	11/3	428	0	3	1/0
Besler, Matt	D	8/8	720	0	0	1/0
Bingham, David	GK	1/0	45	0	0	0/0
Birnbaum, Steve	D	2/2	180	0	0	0/0
Bradley, Michael	M	14/13	1198	2	1	0/0
Brooks, John	D	4/4	261	0	0	0/0
Cameron, Geoff	D	6/5	401	0	0	1/0
Carter-Vickers, Cameron	D	1/0	45	0	0	0/0
Corona, Joe	M	3/3	199	1	0	1/0
Dempsey, Clint	F	11/6	632	5	4	1/0
Dwyer, Dom	F	4/3	253	2	0	0/0
Evans, Brad	D	1/0	22	0	0	0/0
Feilhaber, Benny	M	3/1	81	0	1	0/0
Garza, Greg	D	1/1	69	0	0	0/0
Gooch, Lynden	M	1/0	31	0	0	0/0
Gonzalez, Omar	D	13/11	1037	2	0	2/0
Guzan, Brad	GK	5/5	450	0	0	0/0
Hamid, Bill	GK	2/1	135	0	0	0/0
Hedges, Matt	D	4/3	304	0	0	0/0
Horvath, Ethan	GK	1/1	45	0	0	0/0
Howard, Tim	GK	10/10	900	0	0	1/0
Johnson, Fabian	M	3/3	227	0	1	0/0
Jones, Jermaine	M	2/2	120	0	0	0/0
Kljestan, Sacha	M	1/1	77	0	0	1/0
Lichaj, Eric	D	3/3	239	1	1	0/0
Lletget, Sebastian	M	3/2	153	1	0	0/0
Marshall, Chad	D	1/1	90	0	0	0/0
McCarty, Dax	M	8/4	376	0	0	0/0
McKennie, Weston	M	1/1	84	1	0	0/0
Miazga, Matt	D	2/2	180	1	0	0/0
Morris, Jordan	F	11/4	469	4	1	0/0
Morrow, Justin	D	2/2	180	0	0	1/0
Nagbe, Darlington	M	14/11	1052	0	0	1/0
Pontius, Chris	M	5/2	209	0	0	0/0
Pulisic, Christian	M	9/9	773	6	4	0/0
Ream, Tim	D	5/3	317	0	0	0/0
Rimando, Nick	GK	1/1	90	0	0	0/0
Robles, Luis	GK	1/1	45	0	0	0/0
Roldan, Cristian	M	1/1	90	0	0	0/0
Rowe, Kelyn	M	3/3	193	1	1	0/0
Saief, Kenny	M	1/0	19	0	0	0/0
Sapong, CJ	F	1/1	77	0	1	0/0
Villafaña, Jorge	D	15/13	1173	0	1	1/0
Williams, Danny	M	1/1	90	0	0	0/0
Wood, Bobby	F	7/6	463	2	0	0/0
Yedlin, DeAndre	D	6/6	539	0	1	1/0
Zardes, Gyasi	M	6/2	231	0	1	1/0
Zimmerman, Walker	D	1/1	90	0	0	0/0
Zusi, Graham	D	13/10	878	0	1	1/0
Own Goal				1		
<b>Totals</b>		<b>19/19</b>	<b>1710</b>	<b>34</b>	<b>26</b>	<b>21/0</b>
<b>Opponent Totals</b>		<b>19/19</b>	<b>1710</b>	<b>14</b>	<b>11</b>	<b>26/2</b>

GOALKEEPING STATISTICS

Name	GP/GS	Min.	GF / GA / SO	GAA	W-L-T
Bingham, David	1/0	45	1 / 0 / 0	0.00	1-0-0
Guzan, Brad	5/5	450	8 / 6 / 0	1.20	2-0-3
Hamid, Bill	2/1	135	3 / 0 / 1	0.00	1-0-0
Horvath, Ethan	1/1	45	1 / 1 / 0	2.00	0-0-1
Howard, Tim	10/10	900	21 / 7 / 5	0.70	6-2-2
Rimando, Nick	1/1	90	0 / 0 / 1	0.00	0-0-1
Robles, Luis	1/1	45	0 / 0 / 0	0.00	0-0-0
<b>Totals</b>	<b>19/19</b>	<b>1710</b>	<b>34 / 14 / 7</b>	<b>0.74</b>	<b>10-2-7</b>
<b>Opponent Totals</b>	<b>19/19</b>	<b>1710</b>	<b>14 / 34 / 2</b>	<b>1.79</b>	<b>2-10-7</b>



**2014 USMNT Final Statistics**

Full International Record: 6-5-4

INDIVIDUAL STATISTICS

Name	Pos.	GP/GS	Min.	G	A	Pts	Y/R
Agudelo, Juan	F	1/0	6	0	0	0	0/0
Alexander, Eric	M	1/0	9	0	0	0	0/0
Altidore, Jozy	F	10/10	800	4	0	8	2/0
Beasley, DaMarcus	D	7/6	530	0	0	0	0/0
Beckerman, Kyle	M	9/8	723	0	0	0	2/0
Bedoya, Alejandro	M	12/11	862	1	0	2	0/0
Beltran, Tony	D	1/1	71	0	0	0	0/0
Besler, Matt	D	11/11	840	0	0	0	1/0
Bradley, Michael	M	9/9	824	1	5	7	0/0
Brooks, John	D	6/4	421	1	0	2	0/0
Cameron, Geoff	D	8/8	705	0	0	0	2/0
Castillo, Edgar	D	1/1	62	0	0	0	0/0
Chandler, Timmy	D	7/5	468	0	0	0	0/0
Corona, Joe	M	3/1	125	0	0	0	1/0
Davis, Brad	M	5/4	298	0	2	2	0/0
Dempsey, Clint	F	9/9	805	3	0	6	0/0
Diskrud, Mix	M	9/6	514	3	0	6	1/0
Donovan, Landon	F	3/2	162	0	1	1	0/0
Edu, Maurice	M	1/0	19	0	0	0	0/0
Evans, Brad	M	1/1	73	0	0	0	0/0
Feilhaber, Benny	M	1/0	31	0	0	0	0/0
Garza, Greg	D	5/3	303	0	0	0	0/0
Gil, Luis	M	1/0	16	0	0	0	0/0
Gonzalez, Omar	D	8/4	476	0	0	0	1/0
Goodson, Clarence	D	2/0	63	0	0	0	0/0
Green, Julian	F	5/1	170	1	0	2	0/0
Guzan, Brad	GK	4/3	270	0	0	0	0/0
Gyau, Joe	F	2/2	111	0	0	0	0/0
Hamid, Bill	GK	1/1	90	0	0	0	0/0
Howard, Tim	GK	8/8	705	0	0	0	0/0
Hyndman, Emerson	M	1/0	24	0	0	0	0/0
Ibarra, Miguel	F	1/0	1	0	0	0	0/0
Johannsson, Aron	F	3/0	125	1	0	2	0/0
Johnson, Eddie	F	2/0	58	0	0	0	0/0
Johnson, Fabian	D	11/11	875	1	1	3	1/0
Jones, Jermaine	M	10/10	874	1	1	3	2/0
Kljestan, Sacha	M	1/1	62	0	0	0	0/0
Morales, Alfredo	M	5/1	161	0	0	0	1/0
Morris, Jordan	F	1/0	15	0	0	0	0/0
Nguyen, Lee	M	1/0	13	0	0	0	0/0
Onyewu, Oguchi	D	1/1	90	0	0	0	0/0
Orozco, Michael	D	2/2	106	0	0	0	1/0
Parkhurst, Michael	D	2/2	180	0	0	0	0/0
Ream, Tim	D	4/0	105	0	0	0	0/0
Rimando, Nick	GK	4/3	315	0	0	0	0/0
Rubin, Rubio	F	2/1	80	0	0	0	0/0
Shea, Brek	M	2/0	56	0	0	0	0/0
Williams, Danny	M	1/0	11	0	0	0	0/0
Wondolowski, Chris	F	8/4	300	3	1	7	0/0
Wood, Bobby	F	4/0	165	0	0	0	0/0
Yedlin, DeAndre	D	10/2	409	0	1	1	1/0
Zusi, Graham	M	10/8	603	0	3	3	0/0
<b>Totals</b>		<b>15/15</b>	<b>1380</b>	<b>20</b>	<b>15</b>	<b>55</b>	<b>16/0</b>
<b>Opponent Totals</b>		<b>15/15</b>	<b>1380</b>	<b>20</b>	<b>11</b>	<b>51</b>	<b>14/0</b>

GOALKEEPING STATISTICS

Name	GF / GA / SO	GP/GS GAA	Min. W-L-T
Guzan, Brad	4/3	270	4 / 4 / 0 1.33 2-1-1
Hamid, Bill	1/1	90	1 / 4 / 0 4.00 0-1-0
Howard, Tim	8/8	705	10 / 9 / 1 1.15 3-3-1
Rimando, Nick	4/3	315	5 / 3 / 1 0.86 1-0-2
<b>Totals</b>	<b>15/15</b>	<b>1380</b>	<b>20 / 20 / 2 1.30 6-5-4</b>
<b>Opponent Totals</b>	<b>15/15</b>	<b>1380</b>	<b>20 / 20 / 2 1.30 5-6-4</b>

**2013 USMNT Final Statistics**

Full International Record: 16-4-3

INDIVIDUAL STATISTICS

Name	Pos.	GP/GS	Min.	G	A	Pts	Y/R
Agudelo, Juan	F	1/0	27	0	0	0	0/0
Altidore, Jozy	F	14/13	1075	8	2	18	2/0
Beasley, DaMarcus	M	17/17	1469	0	0	0	2/0
Beckerman, Kyle	M	10/9	680	0	2	2	0/0
Bedoya, Alejandro	M	12/9	822	1	4	6	1/0
Beltran, Tony	D	2/2	135	0	0	0	0/0
Besler, Matt	D	12/11	996	0	0	0	2/0
Boyd, Terrence	F	5/0	78	0	1	1	0/0
Bradley, Michael	M	10/10	900	0	2	2	0/0
Brooks, John	D	2/2	180	0	0	0	0/0
Bruin, Will	F	2/0	35	0	0	0	0/0
Cameron, Geoff	D	12/10	938	1	1	3	2/0
Castillo, Edgar	D	8/3	361	0	2	2	0/0
Chandler, Timmy	D	1/1	90	0	0	0	0/0
Corona, Joe	F	8/5	411	2	0	4	0/0
Davis, Brad	M	7/2	244	0	2	2	1/0
Dempsey, Clint	F	10/10	899	6	2	14	0/0
Diskrud, Mix	M	13/6	714	1	0	2	0/0
Donovan, Landon	F	10/10	818	8	8	24	0/0
Edu, Maurice	M	3/1	131	0	0	0	0/0
Evans, Brad	M	10/9	774	1	2	4	1/0
Feilhaber, Benny	M	1/0	45	0	0	0	0/0
Gatt, Joshua	F	1/0	45	0	0	0	0/0
Gomez, Herculez	F	5/4	288	1	0	2	0/0
Gonzalez, Omar	D	14/13	1172	0	0	0	0/0
Goodson, Clarence	D	10/10	878	2	0	4	1/0
Guzan, Brad	GK	4/3	315	0	0	0	0/0
Holden, Stuart	M	8/4	361	1	1	3	1/0
Howard, Tim	GK	12/12	1035	0	0	0	1/0
Johannsson, Aron	F	6/2	213	1	0	2	0/0
Johnson, Eddie	F	17/9	921	5	1	11	2/0
Johnson, Fabian	D	8/8	581	0	3	3	0/0
Johnson, Sean	GK	2/2	180	0	0	0	0/0
Jones, Jermaine	M	12/12	925	0	1	1	1/0
Kljestan, Sacha	M	7/3	319	0	0	0	1/0
Lichaj, Eric	D	2/0	29	0	0	0	0/0
Morales, Alfredo	D	1/0	17	0	0	0	0/0
Morrow, Justin	D	1/1	90	0	0	0	0/0
Onyewu, Oguchi	D	2/2	180	0	0	0	0/0
Orozco, Michael	D	6/5	466	2	0	4	0/0
Parkhurst, Michael	D	8/6	596	0	1	1	1/0
Rimando, Nick	GK	6/6	540	0	0	0	0/0
Shea, Brek	F	10/2	285	2	0	4	1/0
Torres, Jose	M	6/5	358	0	1	1	0/0
Williams, Danny	M	1/1	57	0	0	0	0/0
Wondolowski, Chris	F	9/4	365	6	1	13	0/0
Wood, Bobby	F	1/0	4	0	0	0	0/0
Zusi, Graham	M	12/9	728	2	2	6	2/0
Own Goal						1	
<b>Totals</b>		<b>23/23</b>	<b>2070</b>	<b>51</b>	<b>39</b>	<b>141</b>	<b>22/0</b>
<b>Opponent Totals</b>		<b>23/23</b>	<b>2070</b>	<b>23</b>	<b>16</b>	<b>62</b>	<b>20/0</b>

GOALKEEPING STATISTICS

Name	GP/GS	Min.	GF / GA / SO	GAA	W-L-T
Guzan, Brad	4/3	315	5 / 5 / 2	1.43	2-1-1
Howard, Tim	12/12	1035	20 / 14 / 5	1.22	7-3-1
Johnson, Sean	2/2	180	1 / 0 / 2	0.00	1-0-1
Rimando, Nick	6/6	540	25 / 4 / 2	0.67	6-0-0
<b>Totals</b>	<b>23/23</b>	<b>2070</b>	<b>51 / 23 / 11</b>	<b>1.00</b>	<b>16-4-3</b>
<b>Opponent Totals</b>	<b>23/23</b>	<b>2070</b>	<b>23 / 51 / 4</b>	<b>2.22</b>	<b>4-16-3</b>



## 2012 USMNT Final Statistics

Full International Record: 9-2-3

## INDIVIDUAL STATISTICS

Name	Pos.	GP/GS	Min.	G	A	Pts	Y/R
Agudelo, Juan	F	1/0	28	0	1	1	0/0
Altidore, Jozy	F	7/3	313	0	1	1	0/0
Beasley, DaMarcus	M	1/0	45	0	0	0	0/0
Beckerman, Kyle	M	5/2	186	0	0	0	0/0
Bocanegra, Carlos	D	10/10	770	2	0	4	2/0
Boyd, Terrence	F	7/1	170	0	1	1	0/0
Bradley, Michael	M	9/9	810	2	2	6	2/0
Buddle, Edson	F	1/0	1	0	0	0	0/0
Bunbury, Teal	F	2/2	162	0	1	1	0/0
Cameron, Geoff	D	10/9	812	0	0	0	0/1
Castillo, Edgar	M	4/2	195	0	0	0	0/0
Chandler, Timmy	D	1/1	90	0	0	0	0/0
Cherundolo, Steve	D	9/9	781	0	0	0	0/0
Clark, Ricardo	M	2/1	95	1	0	2	0/0
Corona, Joe	F	3/0	26	0	0	0	0/0
DeLaGarza, A.J.	D	2/2	180	0	0	0	1/0
Dempsey, Clint	F	9/8	755	6	1	13	1/0
Diskerd, Mix	M	1/0	4	1	0	2	0/0
Donovan, Landon	F	6/6	476	3	1	7	0/0
Edu, Maurice	M	11/7	634	0	0	0	2/0
Evans, Brad	M	2/0	28	0	0	0	0/0
Feilhaber, Benny	M	1/1	61	0	0	0	0/0
Gatt, Joshua	F	1/1	62	0	0	0	0/0
Gomez, Herculez	F	11/10	785	3	0	6	0/0
Goodson, Clarence	D	7/6	568	0	0	0	3/0
Gordon, Alan	F	1/0	18	0	1	1	0/0
Guzan, Brad	GK	1/0	20	0	0	0	0/0
Hamid, Bill	GK	1/1	90	0	0	0	0/0
Howard, Tim	GK	12/12	1060	0	0	0	0/0
Johnson, Eddie	M	2/2	179	2	1	5	0/0
Johnson, Fabian	D	8/8	677	0	2	2	1/0
Johnson, Sean	GK	1/0	45	0	0	0	0/0
Jones, Jermaine	M	12/11	1002	1	3	5	7/0
Kijestjan, Sacha	M	4/0	82	0	0	0	1/0
Larentowicz, Jeff	M	2/1	85	0	0	0	0/0
Loyd, Zach	D	2/1	59	0	0	0	1/0
Onyewu, Oguchi	D	4/1	181	0	0	0	0/0
Orozco Fiscal, Michael	D	1/0	14	1	0	2	0/0
Parke, Jeff	D	1/0	36	0	0	0	0/0
Parkhurst, Michael	D	6/4	389	0	0	0	0/0
Pearce, Heath	D	2/1	121	0	0	0	0/0
Rimando, Nick	GK	1/1	45	0	0	0	0/0
Sapong, C.J.	F	2/0	32	0	0	0	0/0
Shea, Brek	M	6/3	308	0	0	0	0/0
Spector, Jonathan	D	1/0	14	0	0	0	0/0
Torres, Jose	M	6/6	350	0	0	0	1/0
Williams, Danny	M	7/6	489	0	0	0	0/0
Wondolowski, Chris	F	3/1	94	0	0	0	0/0
Zusi, Graham	M	6/5	394	1	1	3	2/0

**TOTALS** 14/14 1260 23 16 62 24/1  
**Opponent Totals** 14/14 1260 13\* 6 32 21/1

\*Total includes U.S. own goal from Geoff Cameron on May 26, 2012, against Scotland.

## GOALKEEPING STATISTICS

Name	GP/GS	Min.	GF	GA	SO	GAA	W-L-T
Guzan, Brad	1/0	20	0	0	0	0.00	0-0-0
Hamid, Bill	1/1	90	1	0	1	0.00	1-0-0
Howard, Tim	12/12	1060	21	13	4	1.10	7-2-3
Johnson, Sean	1/0	45	0	0	0	0.00	0-0-0
Rimando, Nick	1/1	45	1	0	0	0.00	1-0-0

**TOTALS** 14/14 1260 23 / 13 / 6\* 0.93 9-2-3  
**Opponent Totals** 14/14 1260 13 / 23 / 1 1.64 2-9-3

\*Total includes shared Nick Rimando and Sean Johnson shared shutout on Jan. 25, 2012, against Panama.

## 2011 USMNT Final Statistics

Full International Record: 6-8-3

## INDIVIDUAL STATISTICS

Name	Pos.	GP/GS	Min.	G	A	Pts	Y/R
Adu, Freddy	M	2/1	110	0	1	1	0/0
Agudelo, Juan	F	14/6	683	1	2	4	0/0
Alexander, Eric	M	1/0	8	0	0	0	0/0
Altidore, Jozy	F	13/13	859	3	0	6	3/0
Beasley, DaMarcus	M	3/0	91	0	0	0	0/0
Beckerman, Kyle	M	6/5	469	0	0	0	0/0
Bedoya, Alejandro	M	7/4	382	0	0	0	1/0
Bocanegra, Carlos	D	15/14	1291	0	1	1	5/0
Bornstein, Jonathan	D	2/1	156	0	0	0	0/0
Bradley, Michael	M	13/10	991	1	3	5	1/0
Buddle, Edson	F	4/2	214	1	0	2	0/0
Bunbury, Teal	F	1/0	31	1	0	2	0/0
Castillo, Edgar	D	2/2	180	0	0	0	0/0
Chandler, Timmy	D	8/7	640	0	0	0	1/0
Cherundolo, Steve	D	13/12	1000	0	0	0	1/0
Clark, Ricardo	M	1/0	7	0	0	0	0/0
DeMerit, Jay	D	2/2	130	0	0	0	0/0
Dempsey, Clint	M	14/13	1215	5	2	12	1/0
Diskerd, Mixx	M	1/1	90	0	0	0	0/0
Donovan, Landon	M	10/8	790	1	2	4	0/0
Edu, Maurice	M	12/8	592	0	0	0	2/0
Franklin, Sean	D	1/1	90	0	0	0	0/0
Gonzalez, Omar	D	1/1	45	0	0	0	0/0
Goodson, Clarence	D	10/9	842	1	0	2	1/0
Hahnemann, Marcus	GK	1/1	45	0	0	0	0/0
Howard, Tim	GK	15/15	1350	0	0	0	0/0
Johnson, Fabian	M	2/1	80	0	0	0	0/0
Johnson, Sean	GK	1/0	45	0	0	0	0/0
Jones, Jermaine	M	12/8	701	1	0	2	3/0
Kijestjan, Sacha	M	9/4	330	0	0	0	1/0
Larentowicz, Jeff	M	2/1	105	0	0	0	0/0
Lichaj, Eric	D	6/5	481	0	0	0	0/0
Loyd, Zach	D	1/1	72	0	0	0	1/0
McCarty, Zach	M	1/1	90	0	0	0	0/0
Onyewu, Oguchi	D	4/3	270	0	0	0	0/0
Orozco Fiscal, Michael	D	3/3	225	0	1	1	0/0
Ream, Tim	D	6/5	469	0	0	0	0/0
Rimando, Nick	GK	1/1	45	0	0	0	0/0
Rogers, Robbie	M	5/3	175	1	0	2	0/0
Shea, Brek	F	8/6	505	0	1	1	2/0
Spector, Jonathan	D	5/2	216	0	0	0	0/0
Torres, Jose	M	3/3	248	0	0	0	0/0
Wallace, Anthony	D	1/0	18	0	0	0	0/0
Williams, Danny	M	4/3	207	0	0	0	0/0
Wondolowski, Chris	F	5/2	206	0	0	0	0/0
Wynne, Marvell	D	1/0	45	0	0	0	0/0
Yellidell, David	GK	1/0	45	0	0	0	0/0

**TOTALS** 17/17 1530 16 13 45 26/0  
**Opponent Totals** 17/17 1530 20 15 55 28/1

## GOALKEEPING STATISTICS

Name	GP/GS	Min.	GF	GA	SO	GAA	W-L-T
Hahnemann, Marcus	1/1	45	0	1	0	2.00	0-1-0
Howard, Tim	15/15	1350	15	18	5	1.20	6-7-2
Johnson, Sean	1/0	45	1	1	0	2.00	0-0-1
Rimando, Nick	1/1	45	0	0	0	0.00	0-0-0
Yellidell, David	1/0	45	0	0	0	0.00	0-0-0

**TOTALS** 17/17 1530 16 / 20 / 5 1.18 6-8-3  
**Opponent Totals** 17/17 1530 20 / 16 / 3 0.94 8-6-3







## 2004 USMNT Final Statistics

Full International Record: 8-1-6

## INDIVIDUAL STATISTICS

Name	Pos.	GP/GS	Min.	G	A	Pts	Y/R
Albright, Chris	D/M	4/2	258	0	0	0	0/0
Armas, Chris	M	8/8	615	0	0	0	0/0
Beasley, DaMarcus	M	14/13	1170	4	0	8	1/0
Berhalter, Gregg	D	4/4	360	0	0	0	0/0
Bocanegra, Carlos	D	10/9	830	1	3	5	0/0
Califf, Danny	D	1/0	16	1	0	2	0/0
Casey, Conor	F	6/6	391	0	1	1	2/0
Cherundolo, Steve	D	6/5	389	0	2	2	0/0
Ching, Brian	F	4/2	222	2	0	4	0/0
Convey, Bobby	D/M	9/7	717	0	1	1	2/0
Corrales, Ramiro	D/M	1/1	65	0	0	0	0/0
Dempsey, Clint	M	1/0	25	0	0	0	0/0
Donovan, Landon	M/F	14/14	1243	5	6	15	0/0
Friedel, Brad	GK	1/1	90	0	0	0	0/0
Garcia, Nick	D	1/1	90	0	0	0	0/0
Gaven, Eddie	M	1/0	9	0	0	0	0/0
Gibbs, Cory	D/M	7/6	559	0	0	0	2/0
Hartman, Kevin	GK	1/0	45	0	0	0	0/0
Hejduk, Frankie	D/M	8/7	636	0	0	0	2/0
Howard, Tim	GK	3/3	270	0	0	0	0/0
Johnson, Eddie	F	3/1	133	5	0	10	0/0
Jones, Cobi	M	4/0	82	1	0	2	0/0
Keller, Kasey	GK	8/8	720	0	0	0	0/0
Kirovski, Jovan	F	3/0	86	0	0	0	0/0
Klein, Chris	M	2/1	102	0	0	0	0/0
Lewis, Eddie	M	7/2	249	1	2	4	1/0
Mastroeni, Pablo	D/M	7/5	459	0	1	1	1/0
Mathis, Clint	F	6/3	251	0	0	0	0/0
McBride, Brian	F	11/9	747	3	0	6	0/0
Mullan, Brian	M	1/0	19	0	0	0	0/0
Mulrooney, Richard	D/M	2/1	87	0	0	0	0/0
Noonan, Pat	F	1/0	16	0	0	0	0/0
Onyewu, Oguchi	D	2/1	77	0	0	0	2/1
Pope, Eddie	D	9/9	789	1	0	2	2/0
Ralston, Steve	M	3/3	211	0	0	0	1/0
Razov, Ante	F	2/1	86	0	0	0	0/0
Reyna, Claudio	M	8/8	690	0	3	3	1/0
Sanneh, Tony	D/M	4/3	242	1	0	2	0/0
Spector, Jonathan	D	1/0	14	0	0	0	0/0
Stewart, Earnie	M	4/1	124	0	1	1	0/0
Twellman, Taylor	F	2/0	28	0	1	1	0/0
Vanney, Greg	D	6/5	408	1	0	2	0/0
Walker, Jonny	GK	3/3	225	0	0	0	0/0
Wolff, Josh	F	8/6	442	1	2	4	0/0
Wolyniec, John	F	2/1	85	0	0	0	0/0
Zavagnin, Kerry	M	8/5	451	0	1	1	0/0

<b>TOTALS</b>	<b>15</b>	<b>1350</b>	<b>28</b>	<b>23</b>	<b>79</b>	<b>17/1</b>
<b>Opponent Totals</b>	<b>15</b>	<b>1350</b>	<b>9</b>	<b>5</b>	<b>23</b>	<b>37/4</b>

## GOALKEEPING STATISTICS

Name	GP/GS	Min.	GF	GA	SO	GAA	W-L-T
Friedel, Brad	1/1	90	1 / 0 / 1	0.00	1-0-0		
Hartman, Kevin	1/0	45	1 / 1 / 0	2.00	0-0-1		
Howard, Tim	3/3	270	7 / 1 / 2	0.33	2-0-1		
Keller, Kasey	8/8	720	17 / 6 / 3	0.75	4-1-3		
Walker, Jonny	3/3	225	2 / 1 / 1	0.40	1-0-1		

<b>TOTALS</b>	<b>15</b>	<b>1350</b>	<b>28 / 9 / 7</b>	<b>0.60</b>	<b>8-1-6</b>
<b>Opponent Totals</b>	<b>15</b>	<b>1350</b>	<b>9 / 28 / 1</b>	<b>1.87</b>	<b>1-8-6</b>

**NOTE:** U.S. goal totals include own goal by Panama on Oct. 13, 2004; Onyewu sent off against Jamaica on Nov. 17, 2004

## 2003 USMNT Final Statistics

Full International Record: 10-4-2

## INDIVIDUAL STATISTICS

Name	Pos.	GP/GS	Min.	G	A	Pts	Y/R
Agoos, Jeff	D	1/1	90	0	0	0	0/0
Armas, Chris	M	4/4	360	0	0	0	0/0
Beasley, DaMarcus	M	12/9	810	1	1	3	0/0
Berhalter, Gregg	D	3/3	258	0	0	0	2/0
Bocanegra, Carlos	D	13/13	1151	4	2	10	4/0
Brown, C.J.	D	1/1	90	0	0	0	0/0
Buddle, Edson	F	1/0	11	0	0	0	0/0
Califf, Danny	D	9/9	810	0	0	0	3/0
Cannon, Joe	GK	1/0	45	0	0	0	0/0
Cherundolo, Steve	D	5/5	425	0	0	0	3/0
Ching, Brian	F	1/0	16	0	0	0	0/0
Convey, Bobby	D/M	15/11	988	1	2	4	3/0
Cunningham, Jeff	F	3/1	79	0	1	1	0/0
Donovan, Landon	M/F	15/13	1224	7	5	19	1/0
Eskandarian, Alecko	F	1/0	2	0	0	0	0/0
Garcia, Nick	D	5/1	149	0	0	0	0/0
Gibbs, Cory	D	7/6	559	0	0	0	0/1
Hahnemann, Marcus	GK	1/1	45	0	0	0	0/0
Hejduk, Frankie	D/M	9/8	739	0	0	0	2/0
Howard, Tim	GK	7/7	585	0	0	0	0/0
Jones, Cobi	M	1/0	12	0	0	0	0/0
Keller, Kasey	GK	7/7	640	0	0	0	0/0
Kirovski, Jovan	F	5/5	364	2	0	4	1/0
Klein, Chris	M	7/6	360	3	0	6	0/0
Lagos, Manny	M	1/0	8	0	0	0	0/0
Lewis, Eddie	M	11/8	735	2	5	9	1/0
Martino, Kyle	M	2/1	78	0	0	0	0/0
Mastroeni, Pablo	D/M	11/10	718	0	0	0	2/0
Mathis, Clint	M/F	12/7	742	1	0	2	0/0
McBride, Brian	F	7/6	407	3	2	8	0/0
Mulrooney, Richard	D/M	8/5	507	0	0	0	0/0
O'Brien, John	M	1/1	90	0	1	1	0/0
Olsen, Ben	M	2/1	90	0	0	0	1/0
Petke, Mike	D	1/0	13	0	0	0	0/0
Pope, Eddie	D	2/2	174	0	0	0	0/0
Ralston, Steve	M	7/3	360	2	3	7	0/0
Reyna, Claudio	M	5/4	249	0	1	1	1/0
Rimando, Nick	GK	2/1	135	0	0	0	0/0
Stewart, Earnie	M	13/7	790	2	0	4	1/0
Suarez, Ryan	D	1/1	77	0	0	0	1/0
Twellman, Taylor	F	5/1	174	0	0	0	1/0
Vagenas, Peter	M	1/0	23	0	0	0	0/0
Vanney, Greg	D	8/7	635	0	3	3	1/0
Victorine, Sasha	D	2/2	131	0	0	0	0/0

<b>TOTALS</b>	<b>16</b>	<b>1440</b>	<b>28</b>	<b>26</b>	<b>82</b>	<b>28/1</b>
<b>Opponent Totals</b>	<b>16</b>	<b>1440</b>	<b>10</b>	<b>6</b>	<b>26</b>	<b>29/4</b>

## GOALKEEPING STATISTICS

Name	GP/GS	Min.	GF	GA	SO	GAA	W-L-T
Cannon, Joe	1/0	45	1 / 0 / 0	0.00	1-0-0		
Hahnemann, Marcus	1/1	45	1 / 1 / 0	2.00	0-0-0		
Howard, Tim	7/7	585	6 / 5 / 2	0.77	2-3-2		
Keller, Kasey	7/7	630	17 / 4 / 5	0.57	6-1-0		
Rimando, Nick	2/1	135	3 / 0 / 1	0.00	1-0-0		

<b>TOTALS</b>	<b>16</b>	<b>1440</b>	<b>28 / 10 / 9</b>	<b>0.62</b>	<b>10-4-2</b>
<b>Opponent Totals</b>	<b>16</b>	<b>1440</b>	<b>10 / 28 / 4</b>	<b>1.74</b>	<b>4-10-2</b>

**NOTE:** U.S. shutout totals include combined shutout on Jan. 18, 2003 (Howard & Rimando); Gibbs sent off against Brazil on July 23, 2003

## 2002 USMNT Final Statistics

Full International Record: 12-6-2

## INDIVIDUAL STATISTICS

Name	Pos.	GP/GS	Min.	G	A	Pts	Y/R
Agoos, Jeff	D	16/15	1256	1	1	3	1/0
Armas, Chris	M	11/11	924	0	1	1	1/0
Barrett, Wade	D	1/1	90	0	0	0	0/0
Beasley, DaMarcus	M	12/8	687	3	1	7	1/0
Berhalter, Gregg	D	8/6	519	0	0	0	3/0
Bocanegra, Carlos	D	6/6	525	0	0	0	1/0
Califf, Danny	D	2/2	180	0	0	0	1/0
Cherundolo, Steve	D	1/1	71	0	0	0	0/0
Convey, Bobby	M	1/0	29	0	0	0	0/0
Cullen, Leo	M	1/0	45	0	0	0	0/0
Cunningham, Jeff	F	4/0	83	0	1	1	0/0
Donovan, Landon	M/F	20/17	1563	6	2	14	5/0
Friedel, Brad	GK	9/9	720	0	0	0	1/0
Hejduk, Frankie	D/M	14/11	1068	0	1	1	3/1
Howard, Tim	GK	2/2	135	0	0	0	1/0
Jones, Cobi	M	14/7	769	0	1	1	0/0
Keller, Kasey	GK	10/8	802	0	0	0	1/0
Kirovski, Jovan	M/F	2/1	71	0	0	0	0/0
Klein, Chris	M	1/1	90	0	1	1	0/0
Lagos, Manny	M	1/1	63	0	0	0	0/0
Lewis, Eddie	M	14/9	826	1	1	3	3/0
Llamosa, Carlos	D	5/1	192	0	1	1	0/0
Maisonneuve, Brian	M	3/1	97	0	0	0	0/0
Martino, Kyle	M	1/0	15	0	0	0	0/0
Mastroeni, Pablo	D/M	12/11	1030	0	0	0	2/0
Mathis, Clint	M/F	15/10	899	7	3	17	3/1
McBride, Brian	F	15/15	1177	6	3	15	0/0
Meola, Tony	GK	2/1	128	0	0	0	0/0
Moore, Joe-Max	F	8/2	328	0	2	2	0/0
Mulrooney, Richard	D/M	3/3	270	0	0	0	0/0
O'Brien, John	M	9/9	720	1	2	4	0/0
Olsen, Ben	M	1/1	75	1	0	2	0/0
Pope, Eddie	D	11/11	980	1	0	2	3/0
Razov, Ante	F	3/3	209	1	1	3	1/0
Regis, David	D	4/4	350	0	0	0	0/0
Reyna, Claudio	M	8/8	635	0	0	0	1/0
Rimando, Nick	GK	1/0	45	0	0	0	0/0
Sanneh, Tony	D/M	11/9	816	1	1	3	1/0
Stewart, Earnie	M/F	10/9	542	0	0	0	0/0
Twilman, Taylor	F	1/1	83	0	0	0	0/0
Vanney, Greg	D	3/2	138	0	0	0	0/0
Victorine, Sasha	D	1/1	90	1	0	2	0/0
West, Brian	M	5/0	90	0	1	1	0/0
Williams, Richie	M	3/0	78	0	0	0	0/0
Wolff, Josh	F	10/6	497	3	2	8	2/0

<b>TOTALS</b>	<b>20</b>	<b>1830</b>	<b>34</b>	<b>26</b>	<b>94</b>	<b>35/2</b>
<b>Opponent Totals</b>	<b>20</b>	<b>1830</b>	<b>18</b>	<b>10</b>	<b>46</b>	<b>45/4</b>

## GOALKEEPING STATISTICS

Name	GP/GS	Min.	GF	GA	SO	GAA	W-L-T
Friedel, Brad	9/9	720	10	11	1	1.38	3-4-1
Howard, Tim	2/2	135	2	0	1	0.00	2-0-0
Keller, Kasey	10/8	802	17	7	5	0.79	6-2-1
Meola, Tony	2/1	128	4	0	1	0.00	1-0-0
Rimando, Nick	1/0	45	1	0	0	0.00	0-0-0

<b>TOTALS</b>	<b>20</b>	<b>1830</b>	<b>34</b>	<b>18</b>	<b>10</b>	<b>0.89</b>	<b>12-6-2</b>
<b>Opponent Totals</b>	<b>20</b>	<b>1830</b>	<b>18</b>	<b>13</b>	<b>4</b>	<b>1.67</b>	<b>6-12-2</b>

**NOTE:** U.S. goal totals include an own goal scored by Jorge Costa of Portugal on June 5, 2002; opponent goal totals include an own goal scored by Jeff Agoos on June 5, 2002; Mathis sent off against Ecuador on March 10, 2002; Hejduk sent off against Mexico on April 3, 2002; U.S. shutout totals include combined shutout on May 16, 2002 (Keller & Meola) and on Nov. 17, 2002 (Howard & Rimando)

## 2001 USMNT Final Statistics

Full International Record: 6-6-3

## INDIVIDUAL STATISTICS

Name	Pos.	GP/GS	Min.	G	A	Pts	Y/R
Agoos, Jeff	D	13/13	1170	0	1	1	0/0
Albright, Chris	F	3/1	133	0	0	0	0/0
Armas, Chris	M	13/13	1170	0	1	1	1/0
Beasley, DaMarcus	M	3/3	207	0	0	0	0/0
Berhalter, Gregg	D	4/2	92	0	0	0	0/0
Bocanegra, Carlos	D	1/0	45	0	0	0	0/0
Cherundolo, Steve	D	8/8	677	0	1	1	1/0
Convey, Bobby	M	1/1	64	0	0	0	0/0
Cunningham, Jeff	F	1/0	45	0	0	0	0/0
Donovan, Landon	F	8/7	634	0	1	1	0/0
Enochs, Joe	M	1/0	28	0	0	0	0/0
Fraser, Robin	D	1/1	90	0	0	0	0/0
Friedel, Brad	GK	6/6	540	0	0	0	1/0
Gutierrez, Diego	D/M	1/1	45	0	0	0	0/0
Hejduk, Frankie	D/M	1/1	61	0	0	0	0/0
Henderson, Chris	M	1/0	13	0	0	0	0/0
Jones, Cobi	M	10/5	577	0	0	0	0/1
Keller, Kasey	GK	4/4	360	0	0	0	0/0
Kirovski, Jovan	F	7/6	496	0	0	0	1/0
Klein, Chris	M	4/0	57	0	0	0	0/0
Lagos, Manny	M	1/1	90	0	0	0	0/0
Lewis, Eddie	M	2/1	99	0	0	0	0/0
Llamosa, Carlos	D	10/9	821	0	0	0	2/0
Marsch, Jesse	M	1/0	9	0	0	0	0/0
Mastroeni, Pablo	D	2/1	112	0	0	0	0/0
Mathis, Clint	M	6/5	440	2	3	7	3/0
McBride, Brian	F	5/4	237	1	0	2	1/0
Meola, Tony	GK	3/3	270	0	0	0	0/0
Moore, Joe-Max	F	9/6	519	2	0	4	1/0
Mulrooney, Richard	D/M	1/0	23	0	0	0	0/0
O'Brien, John	M	5/3	293	0	0	0	0/0
Olsen, Ben	M	1/1	85	0	0	0	0/0
Petke, Mike	D	1/1	90	0	0	0	0/0
Pope, Eddie	D	9/9	810	0	0	0	0/0
Radosavljevic, Preki	M	2/0	44	0	0	0	0/0
Razov, Ante	F	6/3	290	1	0	2	1/0
Regis, David	D	8/8	707	0	0	0	1/0
Reyna, Claudio	M	6/6	492	0	1	1	2/0
Sanneh, Tony	D	11/10	890	0	1	1	2/0
Stewart, Earnie	M	10/10	900	5	0	10	1/0
Thornton, Zach	GK	2/2	180	0	0	0	0/0
Thorrington, John	M	1/0	19	0	0	0	0/0
Vanney, Greg	D	5/4	360	0	0	0	0/0
West, Brian	M	1/0	18	0	0	0	0/0
Williams, Richie	M	4/2	134	0	0	0	0/0
Wolff, Josh	F	7/4	398	2	1	5	1/0
Zavagnin, Kerry	M	1/0	20	0	0	0	0/0

<b>TOTALS</b>	<b>15</b>	<b>1350</b>	<b>14</b>	<b>11</b>	<b>39</b>	<b>19/1</b>
<b>Opponent Totals</b>	<b>15</b>	<b>1350</b>	<b>13</b>	<b>9</b>	<b>35</b>	<b>20/0</b>

## GOALKEEPING STATISTICS

Name	GP/GS	Min.	GF	GA	SO	GAA	W-L-T
Friedel, Brad	6/6	540	8	7	2	1.17	3-2-1
Keller, Kasey	4/4	360	3	1	3	0.25	2-1-1
Meola, Tony	3/3	270	3	4	0	1.33	1-2-0
Thornton, Zach	2/2	180	0	1	1	0.50	0-1-1

<b>TOTALS</b>	<b>15</b>	<b>1350</b>	<b>14</b>	<b>13</b>	<b>6</b>	<b>0.87</b>	<b>6-6-3</b>
<b>Opponent Totals</b>	<b>15</b>	<b>1350</b>	<b>13</b>	<b>14</b>	<b>7</b>	<b>0.93</b>	<b>6-6-3</b>

**NOTE:** Jones sent off against Honduras on March 28, 2001

## 2000 USMNT Final Statistics

Full International Record: 9-2-6

## INDIVIDUAL STATISTICS

Name	Pos.	GP/GS	Min.	G	A	Pts	Y/R
Agoos, Jeff	D	8/8	750	0	0	0	1/0
Albright, Chris	F	3/1	127	0	0	0	1/0
Armas, Chris	M	14/14	1200	2	1	5	3/0
Balboa, Marcelo	D	1/1	90	0	0	0	0
Berhalter, Gregg	D	8/7	649	0	0	0	1/0
Brown, C.J.	D	5/3	327	0	0	0	0
Convey, Bobby	M	1/0	1	0	0	0	0
Deering, Chad	M	5/2	213	0	0	0	0
Donovan, Landon	F	1/0	58	1	1	3	0
Franchino, Joe	M	1/0	13	0	0	0	0
Fraser, Robin	D	5/5	450	0	0	0	0
Friedel, Brad	GK	6/6	570	0	0	0	0
Harkes, John	M	1/0	45	0	0	0	0
Hejduk, Frankie	M	6/3	310	1	0	2	2/0
Henderson, Chris	M	1/1	32	0	0	0	0
Jones, Cobi	M	16/12	1063	6	9	21	0
Keller, Kasey	GK	7/7	630	0	0	0	0
Kirovski, Jovan	M	9/7	545	1	0	2	0
Klein, Chris	M	2/2	180	0	0	0	0
Kreis, Jason	F	5/2	180	0	0	0	1/0
Lassiter, Roy	F	1/0	34	0	0	0	0
Lewis, Eddie	M	13/11	975	1	3	5	2/1
Llamasa, Carlos	D	9/8	714	0	1	1	1/0
Mathis, Clint	M/F	2/2	180	1	2	4	0
McBride, Brian	F	10/9	765	4	1	9	1/0
Meola, Tony	GK	4/4	360	0	0	0	0
Moore, Joe-Max	F	4/4	351	2	2	6	0
O'Brien, John	M	5/4	349	1	1	3	0
Olsen, Ben	M	10/4	414	1	0	2	2/0
Pope, Eddie	D	6/6	526	1	0	2	0
Ralston, Steve	M	2/1	53	0	0	0	0
Ramos, Tab	M	3/1	139	1	0	2	0
Razov, Ante	F	95	492	4	1	9	0
Regis, David	D	8/8	720	0	0	0	2/0
Reyna, Claudio	M	12/11	1000	1	3	5	0
Sanneh, Tony	D/M	10/9	753	0	0	0	1/0
Stewart, Earnie	F	8/7	605	4	4	12	4/0
Vagenas, Pete	M	1/0	4	0	0	0	0
Vanney, Greg	D	6/5	464	0	0	0	1/0
Victorine, Sasha	F	1/0	1	0	0	0	0
West, Brian	F	1/0	2	0	0	0	0
Williams, Richie	M	5/2	257	0	0	0	0
Wolff, Josh	F	2/1	110	1	0	2	0
Wynalda, Eric	F	4/4	317	1	2	4	1/0
Zavagnin, Kerry	M	1/1	90	0	0	0	1/0
<b>TOTALS</b>		<b>17/17</b>	<b>1560</b>	<b>34</b>	<b>31</b>	<b>99</b>	<b>25/1</b>
<b>Opponent Totals</b>		<b>17/17</b>	<b>1560</b>	<b>11</b>	<b>9</b>	<b>31</b>	<b>29/5</b>

## GOALKEEPING STATISTICS

Name	GP/GS	Min.	GF / GA / SO	GAA	W-L-T
Friedel, Brad	6/6	570	15 / 4 / 3	0.63	3-0-3
Keller, Kasey	7/7	630	10 / 5 / 4	0.71	3-2-2
Meola, Tony	4/4	360	9 / 2 / 2	0.50	3-0-1
<b>TOTALS</b>	<b>17/17</b>	<b>1560</b>	<b>34 / 11 / 9</b>	<b>0.63</b>	<b>9-2-6</b>
<b>Opponent Totals</b>	<b>17/17</b>	<b>1560</b>	<b>11 / 34 / 2</b>	<b>1.96</b>	<b>2-9-6</b>

NOTE: Lewis sent off against Guatemala on Sept. 3, 2000

## 1999 USMNT Final Statistics

Full International Record: 7-4-2

## INDIVIDUAL STATISTICS

Name	Pos.	GP/GS	Min.	G	A	Pts	Y/R
Agoos, Jeff	D	9/9	616	0	1	1	2/0
Albright, Chris	M	1/0	12	1	0	2	0
Armas, Chris	M	7/6	570	0	0	0	2/0
Baba, Imad	M	1/0	15	0	0	0	0
Balboa, Marcelo	D	2/2	180	0	0	0	0
Berhalter, Gregg	D	5/4	372	0	0	0	2/0
Bravo, Paul	F	2/2	136	1	1	3	1/0
Brown, C.J.	D	8/7	656	0	0	0	1/0
Cherundolo, Steve	D	1/1	90	0	0	0	0
Cullen, Leo	D	2/1	94	0	0	0	0
Deering, Chad	M	2/2	156	0	1	1	0
Dooley, Thomas	D	1/1	90	0	0	0	0
Fraser, Robin	D	7/6	630	0	0	0	2/0
Friedel, Brad	GK	3/2	225	0	0	0	0
Gutierrez, Henry	M	1/1	78	0	0	0	0
Harkes, John	M	3/3	243	0	0	0	2/0
Hartman, Kevin	GK	1/0	45	0	0	0	0
Hejduk, Frankie	M	9/6	600	2	0	4	2/0
Jones, Cobi	M	8/7	642	0	0	0	0
Keller, Kasey	GK	5/5	411	0	0	0	0
Kirovski, Jovan	M	11/10	990	2	1	5	0
Kreis, Jason	F	2/1	76	1	0	2	0
Lassiter, Roy	F	4/1	84	0	0	0	0
Lewis, Eddie	M	12/10	860	1	4	6	1/0
Llamasa, Carlos	D	4/4	338	0	0	0	1/0
Mathis, Clint	M	2/0	35	0	0	0	0
McBride, Brian	F	11/10	856	3	2	8	1/0
McCarty, Chad	D	1/0	22	0	0	0	0
McKeon, Matt	D	2/2	147	0	0	0	2/1
Meola, Tony	GK	3/3	197	0	0	0	0
Moore, Joe-Max	F	8/4	392	3	0	6	1/1
Olsen, Ben	M	7/5	438	2	1	5	1/0
Pope, Eddie	D	3/3	199	0	0	0	0
Presthus, Tom	GK	1/0	45	0	0	0	0
Ralston, Steve	F	1/0	14	0	0	0	0
Razov, Ante	F	3/1	139	0	1	1	0/1
Regis, David	D	2/2	180	0	0	0	0
Reyna, Claudio	M	4/4	360	1	0	2	0
Sanneh, Tony	M	2/2	180	1	0	2	1/0
Stewart, Earnie	F	5/4	374	0	1	1	0
Thornton, Zach	GK	4/3	253	0	0	0	0
Vanney, Greg	D	1/1	90	0	0	0	0
Walsh, Billy	M	1/0	1	0	0	0	0
Williams, Richie	M	7/6	564	0	0	0	2/0
Wolff, Josh	F	1/0	44	0	0	0	0
Wynalda, Eric	F	1/1	59	1	0	2	0
<b>TOTALS</b>		<b>13/13</b>	<b>1176</b>	<b>19</b>	<b>13</b>	<b>51</b>	<b>24/3</b>
<b>Opponent Totals</b>		<b>13/13</b>	<b>1176</b>	<b>11</b>	<b>3</b>	<b>25</b>	<b>25/1</b>

## GOALKEEPING STATISTICS

Name	GP/GS	Min.	GF / GA / SO	GAA	W-L-T
Friedel, Brad	3/2	225	4 / 0 / 2	0.00	2-0-0
Hartman, Kevin	1/0	45	1 / 1 / 0	2.00	0-0-1
Keller, Kasey	5/5	411	4 / 5 / 1	1.09	2-3-0
Meola, Tony	3/3	197	3 / 1 / 2	0.46	1-0-1
Presthus, Tom	1/0	45	2 / 1 / 0	2.00	1-0-0
Thornton, Zach	4/3	253	5 / 3 / 0	1.07	1-1-0
<b>TOTALS</b>	<b>13/13</b>	<b>1176</b>	<b>19 / 11 / 5</b>	<b>0.84</b>	<b>7-4-2</b>
<b>Opponent Totals</b>	<b>13/13</b>	<b>1176</b>	<b>11 / 19 / 3</b>	<b>1.45</b>	<b>4-7-2</b>

NOTE: Includes six minutes of overtime played on Aug. 1 in the Confederations Cup semifinal loss to Mexico; McKeon sent off against Saudi Arabia on Aug. 3, 1999; Moore sent off against Guatemala on Mar. 11, 1999; Razov sent off against Jamaica on Sept. 8, 1999

1998 USMNT Final Statistics

Full International Record: 6-6-4

INDIVIDUAL STATISTICS

Name	Pos.	GP/GS	Min.	G	A	Y/R
Agoos, Jeff	D	12/10	924	0	2	0
Armas, Chris	M	1/0	45	0	0	0
Balboa, Marcelo	D	4/3	257	1	0	0
Berhalter, Gregg	D	2/2	135	0	0	1/0
Brown, C.J.	D	1/0	1	0	0	0
Burns, Mike	D	14/13	1170	0	0	3/0
Chung, Mark	M	1/0	21	0	0	0
Deering, Chad	D	6/6	519	1	0	1/0
Dooley, Thomas	D/M	8/7	659	0	0	0
Friedel, Brad	GK	4/4	360	0	0	0
Harkes, John	M	7/7	630	0	0	2/0
Hejduk, Frankie	M	9/8	695	1	0	2/0
Henderson, Chris	M	2/0	44	0	0	0
Jones, Cobi	M	15/14	1116	0	0	0
Keller, Kasey	GK	10/10	900	0	0	0
Kirovski, Jovan	F	1/1	45	0	0	0
Lalas, Alexi	D	7/6	540	0	1	3/0
Lassiter, Roy	F	4/2	200	0	0	1/0
Lewis, Eddie	M	1/1	73	0	0	0
Llamosa, Carlos	D	1/1	90	0	0	0/1
Maisonneuve, Brian	M	7/5	449	0	1	0
Mathis, Clint	D	1/1	69	0	0	1/0
McBride, Brian	F	9/4	448	2	0	0
Moore, Joe-Max	M/F	13/11	985	1	2	2/0
O'Brien, John	M	1/0	10	0	0	0
Olsen, Ben	M/F	1/0	17	0	0	0
Pope, Eddie	D	12/12	1035	1	0	1/0
Radosavljevic, Preki	M/F	14/1	425	2	2	1/0
Ramos, Tab	M	5/3	209	1	0	0
Regis, David	D	5/5	450	0	0	1/0
Reyna, Claudio	M	9/8	705	1	2	2/0
Sommer, Juergen	GK	1/1	90	0	0	0
Sorber, Mike	M	1/1	45	0	0	0
Stewart, Earnie	M/F	9/8	641	1	0	0
Thornton, Zach	GK	1/1	90	0	0	0
Vanney, Greg	D	1/1	90	0	0	0
Wagner, David	F	2/2	109	0	0	0
Wegerle, Roy	F	12/9	558	2	0	1/0
Williams, Richie	M	1/1	45	0	0	0
Wynalda, Eric	M/F	12/7	724	1	3	0

<b>TOTALS</b>	<b>16/16</b>	<b>1440</b>	<b>15</b>	<b>13</b>	<b>22/1</b>
<b>Opponents</b>	<b>16/16</b>	<b>1440</b>	<b>13</b>	<b>12</b>	<b>21/0</b>

GOALKEEPING STATISTICS

Name	GP/GS	Min.	GF	GA	SO	GAA	W-L-T
Friedel, Brad	4/4	360	6	2	2	0.50	3-1-0
Keller, Kasey	10/10	900	7	9	5	0.90	3-5-2
Sommer, Juergen	1/1	90	2	2	0	2.00	0-0-1
Thornton, Zach	1/1	90	0	0	1	0.00	0-0-1

<b>TOTALS</b>	<b>16/16</b>	<b>1440</b>	<b>15</b>	<b>13</b>	<b>8</b>	<b>0.81</b>	<b>6-6-4</b>
<b>Opponents</b>	<b>16/16</b>	<b>1440</b>	<b>13</b>	<b>15</b>	<b>8</b>	<b>0.94</b>	<b>6-6-4</b>

**NOTE:** Llamosa sent off against Australia on Nov. 6, 1998

1997 USMNT Final Statistics

Full International Record: 5-6-7

INDIVIDUAL STATISTICS

Name	Pos.	GP/GS	Min.	G	A	Y/R
Agoos, Jeff	D/M	14/13	1146	0	1	1/1
Balboa, Marcelo	D	10/10	900	0	1	1/0
Brose, Dario	M	1/1	45	0	0	0
Burns, Mike	D	13/9	887	0	1	1/0
Calichman, Dan	D	3/2	154	0	0	0
Caligiuri, Paul	D	1/1	90	0	0	0
Chronopoulos, Ted	D	1/0	19	0	0	0
Chung, Mark	M	1/1	59	0	0	0
Corrales, Ramiro	D	2/1	120	0	0	0
Deering, Chad	M	1/1	45	0	0	0
Dodd, Mark	GK	3/2	225	0	0	0
Dooley, Thomas	D/M	10/10	887	0	0	0
Fraser, Robin	D	1/1	90	0	0	0
Friedel, Brad	GK	10/10	783	0	0	0
Harkes, John	M	10/10	870	0	4	4/0
Hejduk, Frankie	M	3/1	97	0	0	0
Henderson, Chris	M	3/1	125	1	1	1/0
Jones, Cobi	M	14/10	850	0	1	3/0
Joseph, Miles	M	1/1	45	0	0	0
Keller, Kasey	GK	6/6	540	0	0	0
Kirovski, Jovan	F	6/4	374	1	0	1/0
Kreis, Jason	M	5/2	235	0	0	0
Lalas, Alexi	D	14/13	1196	2	0	3/1
Lassiter, Roy	F	11/5	570	2	0	0
Maisonneuve, Brian	M	3/1	141	0	0	0
Mason, Michael	M	5/1	138	0	1	0
McBride, Brian	F	7/6	543	2	0	0
Moore, Joe-Max	M/F	5/5	450	1	1	0
Pittman, Steve	D	1/1	60	0	0	0
Pope, Eddie	D	9/9	773	2	0	0
Radosavljevic, Preki	M/F	8/4	418	1	0	0
Ralston, Steve	M	4/3	181	0	0	0
Ramos, Tab	M	3/3	270	1	0	0
Reyna, Claudio	M	11/10	864	1	1	3/0
Sanneh, Tony	M	3/2	225	0	2	2/0
Santel, Mark	D	1/1	90	0	0	1/0
Sommer, Juergen	GK	2/0	72	0	0	0
Sorber, Mike	M	9/6	532	0	0	0
Stewart, Earnie	M/F	7/6	569	1	0	4/0
Vanney, Greg	D	1/1	90	0	0	0
Vasquez, Martin	D/M	6/6	345	0	0	0
Vermes, Peter	D	2/1	106	0	0	0
Wagner, David	F	5/4	256	0	1	0
Washington, Dante	F	1/0	26	0	0	0
Wegerle, Roy	F	3/3	242	2	1	1/0
Wynalda, Eric	F	11/11	990	4	2	1/0

<b>TOTALS</b>	<b>18/18</b>	<b>1620</b>	<b>22</b>	<b>18</b>	<b>27/2</b>
<b>Opponents</b>	<b>18/18</b>	<b>1620</b>	<b>21</b>	<b>16</b>	<b>43/2</b>

GOALKEEPING STATISTICS

Name	GP/GS	Min.	GF	GA	SO	GAA	W-L-T
Dodd, Mark	3/2	225	2	4	0	1.60	0-1-1
Friedel, Brad	10/10	783	8	8	3	0.92	3-4-3
Keller, Kasey	6/6	540	9	6	3	1.00	2-1-3
Sommer, Juergen	2/0	72	3	3	0	3.75	0-0-0

<b>TOTALS</b>	<b>18/18</b>	<b>1620</b>	<b>22</b>	<b>21</b>	<b>6</b>	<b>1.17</b>	<b>5-6-7</b>
<b>Opponents</b>	<b>18/18</b>	<b>1620</b>	<b>21</b>	<b>22</b>	<b>6</b>	<b>1.22</b>	<b>6-5-7</b>

**NOTE:** Lalas sent off against China on Feb. 1, 1997; Agoos sent off against Mexico on Nov. 2, 1997; U.S. goal totals include an own goal scored by Mexico on April 20, 1997



## 1996 USMNT Final Statistics

Full International Record: 10-4-2

## INDIVIDUAL STATISTICS

Name	Pos.	GP/GS	Min.	G	A	Y/R
Agoos, Jeff	D	13/13	1158	1	1	2/0
Balboa, Marcelo	D	8/8	720	1	1	0
Benedetti, Scott	D	1/1	80	0	0	0
Brose, Dario	M	1/1	90	1	0	0
Burns, Mike	D	13/9	911	0	2	2/0
Caligiuri, Paul	D	8/4	454	0	0	3/0
Corrales, Ramiro	M	1/0	10	0	0	0
Cozier, Mac	M	1/0	58	0	0	0
Dodd, Mark	GK	1/1	90	0	0	0
Dooley, Thomas	D/M	9/8	589	2	0	2/0
Eck, Ted	F	1/1	60	0	0	0
Flores, Jorge	M	1/1	45	0	0	0
Friedel, Brad	GK	7/7	630	0	0	1/0
Harbor, Jean	F	1/1	32	0	0	0
Harkes, John	M	13/13	1085	0	5	1/0
Hejduk, Frankie	D	2/1	100	1	0	0
Holocher, Paul	F	1/0	30	0	0	0
Ianni, Tayt	M	1/1	90	0	0	0
Ibsen, Zak	D	1/1	90	0	0	0
Jones, Cobi	M	14/12	1073	2	0	0
Joseph, Miles	M	2/0	27	0	0	1/0
Keller, Kasey	GK	7/7	630	0	0	1/0
Kirovski, Jovan	F	7/2	237	1	0	0
Kreis, Jason	M	2/2	135	0	0	0
Lalas, Alexi	D	14/14	1265	0	4	7/0
Lassiter, Roy	F	7/1	236	1	0	2/0
Leonetti, Joey	D	1/0	45	0	0	0
Lewis, Eddie	M	1/1	90	0	1	0
Lozzano, Lawrence	D	1/1	90	0	0	1/0
Martin, Tim	D	1/1	90	0	0	0
McBride, Brian	F	7/2	281	2	1	0
Moore, Joe-Max	F	11/9	767	4	0	1/0
Pope, Eddie	D	5/5	430	0	0	0
Radosavljevic, Preki	F	4/2	201	1	1	0
Ramos, Tab	M	12/12	1006	1	1	4/0
Reyna, Claudio	M	14/12	1113	1	3	1/0
Sommer, Juergen	GK	1/1	90	0	0	0
Sorber, Mike	M	3/1	103	0	0	1/0
Stewart, Earnie	F	5/5	450	0	1	2/0
Vanney, Greg	D	1/0	20	0	0	0
Vasquez, Martin	D	1/1	90	0	0	1/0
Wagner, David	F	1/1	45	0	0	0
Wynalda, Eric	F	13/13	1061	9	2	4/0

<b>TOTALS</b>	<b>16/16</b>	<b>1440</b>	<b>28</b>	<b>23</b>	<b>37/0</b>
<b>Opponents</b>	<b>16/16</b>	<b>1440</b>	<b>19</b>	<b>11</b>	<b>28</b>

## GOALKEEPING STATISTICS

Name	GP/GS	Min.	GF / GA / SO	GAA	W-L-T
Dodd, Mark	1/1	90	1 / 4 / 0	4.00	0-1-0
Friedel, Brad	7/7	630	12 / 11 / 0	1.57	3-2-2
Keller, Kasey	7/7	630	13 / 3 / 5	0.43	6-1-0
Sommer, Juergen	1/1	90	2 / 1 / 0	1.00	1-0-0

<b>TOTALS</b>	<b>16/16</b>	<b>1440</b>	<b>28 / 19 / 5</b>	<b>1.19</b>	<b>10-4-2</b>
<b>Opponents</b>	<b>16/16</b>	<b>1440</b>	<b>19 / 28 / 2</b>	<b>1.75</b>	<b>4-10-2</b>

## 1995 USMNT Final Statistics

Full International Record: 5-6-3

## INDIVIDUAL STATISTICS

Name	Pos.	GP/GS	Min.	G	A	Y/R
Agoos, Jeff	D	5/5	424	0	0	1/0
Balboa, Marcelo	D	6/6	466	1	0	1/0
Berhalter, Gregg	D	1/0	31	0	0	0
Bliss, Brian	D	3/1	93	0	0	0
Bravo, Paul	F	1/0	28	0	0	0
Burns, Mike	M	14/13	1172	0	1	2/0
Caligiuri, Paul	D	14/14	1250	1	0	0
Deering, Chad	M	1/1	46	0	0	0
Dooley, Thomas	M	9/9	786	1	0	1/0
Friedel, Brad	GK	9/9	765	0	0	1/0
Harkes, John	M	8/8	720	2	1	3/0
Henderson, Chris	M	2/1	116	0	0	0
Ibsen, Zak	D	2/1	127	0	0	1/0
Jones, Cobi	M	12/6	758	1	4	1/0
Keller, Kasey	GK	4/4	360	0	0	1/0
Kerr, John Jr.	F	5/3	320	1	1	0
Kirovski, Jovan	F	7/1	287	0	0	0
Klopas, Frank	F	10/7	463	1	0	3/0
Lalas, Alexi	D	12/11	1028	2	0	2/0
Lapper, Mike	D	4/4	315	0	0	1/0
Lassiter, Roy	F	2/0	90	1	1	0
Lozzano, Lawrence	D	2/1	51	0	0	0
Moore, Joe-Max	F	7/6	585	2	1	0
Pittman, Steve	D	1/1	90	0	0	0
Quesada, David	F	1/0	2	0	0	0
Razov, Ante	M	1/0	37	0	0	0
Ramos, Tab	M	8/2	350	1	2	0
Reyna, Claudio	M	9/8	631	1	3	2/0
Salcedo, Jorge	D	1/0	1	0	0	0
Sommer, Juergen	GK	2/1	128	0	0	0
Sorber, Mike	M	9/7	535	0	0	0
Stewart, Earnie	F	9/9	763	1	2	4/0
Trittshuh, Steve	D	1/1	90	0	0	1/0
Wegerle, Roy	F	5/5	258	1	1	0
Wynalda, Eric	F	8/8	568	3	1	3/0

<b>TOTALS</b>	<b>14/14</b>	<b>1253</b>	<b>20</b>	<b>18</b>	<b>28/0</b>
<b>Opponents</b>	<b>14/14</b>	<b>1253</b>	<b>18</b>	<b>11</b>	<b>36</b>

## GOALKEEPING STATISTICS

Name	GP/GS	Min.	GF / GA / SO	GAA	W-L-T
Friedel, Brad	9/9	765	5 / 11 / 2	1.29	1-5-2
Keller, Kasey	4/4	360	10 / 5 / 2	1.25	3-1-0
Sommer, Juergen	2/1	128	5 / 2 / 0	1.41	1-0-1

<b>TOTALS</b>	<b>14/14</b>	<b>1253</b>	<b>20 / 18 / 4</b>	<b>1.29</b>	<b>5-6-3</b>
<b>Opponents</b>	<b>14/14</b>	<b>1253</b>	<b>18 / 20 / 6</b>	<b>1.44</b>	<b>6-5-3</b>

**1994 USMNT Final Statistics**

Full International Record: 7-9-11

INDIVIDUAL STATISTICS

Name	Pos.	GP/GS	Min.	G	A	Y/R
Agoos, Jeff	D	13/12	997	0	0	0
Armstrong, Desmond	D	11/11	889	0	0	1/0
Balboa, Marcelo	D	24/22	1833	4	0	1/1
Berhalter, Gregg	D	1/0	44	0	0	0
Bliss, Brian	D	1/0	83	0	0	0
Bravo, Paul	M/F	1/0	8	0	0	0
Brose, Dario	M	2/0	80	0	0	0
Burns, Mike	M	20/16	1467	0	2	7/0
Caligiuri, Paul	D	20/16	1420	0	2	1/0
Chung, Mark	M	1/0	7	0	0	0
Clavijo, Fernando	D	8/6	591	0	0	3/1
Deering, Chad	M	1/0	44	0	0	0
Dooley, Thomas	D/M	22/21	1829	0	0	1/0
Doyle, John	D	4/4	316	0	1	0
Dunn, Jason	F	3/1	119	0	0	0
Friedel, Brad	GK	10/10	857	0	0	1/0
Hahnemann, Marcus	GK	3/3	249	0	0	0
Harkes, John	M	3/3	270	0	0	2/0
Henderson, Chris	M	13/10	821	0	1	1/0
Ibsen, Zak	D	3/0	113	0	0	0
Jones, Cobi	M	23/19	1692	2	0	0
Kerr, John Jr.	F	1/1	90	0	0	0
Kinnear, Dominic	M	9/5	482	0	0	0
Kirovski, Jovan	F	4/3	208	2	0	0
Klopas, Frank	M/F	15/12	857	8	0	5/0
Kooiman, Cle	D	2/2	180	0	0	1/0
Lalas, Alexi	D	22/22	1929	1	1	4/1
Lapper, Mike	D	10/8	694	1	1	1/1
Ligeon, Maurice	D/M	1/0	18	0	0	0
Lozzano, Lawrence	D	4/2	275	0	0	0
Meola, Tony	GK	14/14	1260	0	0	0
Michallik, Janusz	D/M	12/7	608	0	1	1/0
Moore, Joe-Max	M/F	11/7	485	1	1	1/0
Perez, Hugo	M	17/16	1206	3	3	1/0
Quinn, Brian	M	8/3	361	0	0	0
Ramos, Tab	M	7/6	514	0	1	1/0
Reyna, Claudio	M	19/8	1063	2	1	2/0
Salcedo, Jorge	M	2/0	90	0	0	0
Sommer, Juergen	GK	2/0	43	0	0	0
Sorber, Mike	M	18/14	1270	1	1	2/0
Stewart, Earnie	F	7/5	495	1	0	0
Thornton, Zach	GK	1/0	21	0	0	0
Vargas, Nelson	F	3/0	93	0	0	0
Vermes, Peter	F	3/1	103	0	0	0
Wegerle, Roy	M/F	7/0	173	1	0	0
Wynalda, Eric	M/F	8/3	435	1	1	0
<b>TOTALS</b>		<b>27/27</b>	<b>2430</b>	<b>30</b>	<b>17</b>	<b>37/4</b>
<b>Opponents</b>		<b>27/27</b>	<b>2430</b>	<b>28</b>	<b>17</b>	<b>44</b>

GOALKEEPING STATISTICS

Name	GP/GS	Min.	GF	GA	SO	GAA	W-L-T
Friedel, Brad	10/10	857	10	12	2	1.26	1-3-5
Hahnemann, Marcus	3/3	249	4	2	1	0.72	1-1-1
Meola, Tony	14/14	1260	15	13	4	0.93	5-4-5
Sommer, Juergen	2/0	43	1	1	0	2.09	0-1-0
Thornton, Zach	1/0	21	0	0	0	0.00	0-0-0
<b>TOTALS</b>	<b>27/27</b>	<b>2430</b>	<b>30</b>	<b>28</b>	<b>7</b>	<b>1.04</b>	<b>7-9-11</b>
<b>Opponents</b>	<b>27/27</b>	<b>2430</b>	<b>28</b>	<b>30</b>	<b>6</b>	<b>1.11</b>	<b>9-7-11</b>

*NOTE: U.S. goal totals include own goals scored by Switzerland on Jan. 22, 1994 and Colombia on June 22, 1994; Lalas sent off against Moldova on April 16, 1994; Lapper sent off against Estonia on May 7, 1994; Balboa sent off against Greece on May 28, 1994; Clavijo sent off against Brazil on July 4, 1994*

**1993 USMNT Final Statistics**

Full International Record: 10-13-11

INDIVIDUAL STATISTICS

Name	Pos.	GP/GS	Min.	G	A	Y/R
Agoos, Jeff	D	20/16	1333	1	1	2/0
Allnutt, Yari	D	3/1	182	2	0	1/0
Armstrong, Desmond	D	27/22	2128	0	0	1/0
Balboa, Marcelo	D	10/9	707	0	0	1/0
Bliss, Brian	D	1/0	30	0	0	0
Caligiuri, Paul	D	15/12	1075	0	0	1/0
Chung, Mark	M	14/3	519	2	2	0
Clavijo, Fernando	D	23/23	2029	0	0	2/1
Deering, Chad	F	2/0	85	0	0	0
Dooley, Thomas	D/M	17/17	1437	4	2	1/0
Doyle, John	D	9/9	810	1	0	2/0
Eichmann, Eric	M	2/0	77	0	0	0
Ervine, Dale	F	2/1	111	0	0	0
Friedel, Brad	GK	16/15	1395	0	0	1/0
Gjonbalaj, Sadri	F	2/1	73	0	0	0
Harbor, Jean	F	12/8	776	0	1	0
Harkes, John	D/M	7/7	624	0	1	0
Henderson, Chris	M	26/26	1969	1	5	2/0
Imler, Erik	D	1/1	43	0	0	0
Jones, Cobi	M/F	30/16	1824	2	5	0
Kinnear, Dominic	M	21/13	1148	7	1	2/0
Klopas, Frank	F	1/1	90	0	0	0
Kooiman, Cle	D	10/10	913	1	0	1/0
Lalas, Alexi	D	25/19	1857	4	3	2/0
Lapper, Mike	D	25/25	2205	0	1	1/0
Martin, Tim	D	1/0	45	0	0	0
McBride, Brian	F	1/0	27	0	0	0
Meola, Tony	GK	18/18	1588	0	0	2/0
Michallik, Janusz	D/M	9/3	370	1	2	1/0
Moore, Joe-Max	M/F	23/12	1254	8	4	0
Murray, Bruce	M	12/10	651	2	0	0
Perez, Hugo	M	12/12	773	3	2	1/0
Prampin, Alan	F	2/0	8	0	0	0
Quinn, Brian	M	9/8	648	0	1	1/0
Ramos, Tab	M	9/9	802	0	3	3/0
Santel, Mark	D/M	4/1	134	1	0	0
Smith, Kevin	M	1/0	45	0	0	0
Sorber, Mike	M	15/11	1056	0	1	0
Stanisic, Scoop	GK	1/1	90	0	0	0
Stewart, Earnie	F	6/3	373	2	1	0
Vermes, Peter	F	12/9	626	1	2	0
Washington, Dante	F	3/1	133	0	0	0
Wegerle, Roy	M/F	10/9	843	0	4	0
Woodring, Peter	M	3/2	161	0	0	0
Wynalda, Eric	F	9/9	736	2	0	0
<b>TOTALS</b>		<b>34/34</b>	<b>3073</b>	<b>45</b>	<b>42</b>	<b>28/1</b>
<b>Opponents</b>		<b>34/34</b>	<b>3073</b>	<b>44</b>	<b>26</b>	<b>52</b>

GOALKEEPING STATISTICS

Name	GP/GS	Min.	GF	GA	SO	GAA	W-L-T
Friedel, Brad	16/15	1395	18	18	5	1.16	3-6-7
Meola, Tony	18/18	1588	25	24	7	1.36	7-7-3
Stanisic, Scoop	1/1	90	2	2	0	2.00	0-0-1
<b>TOTALS</b>	<b>34/34</b>	<b>3073</b>	<b>45</b>	<b>44</b>	<b>12</b>	<b>1.29</b>	<b>10-13-11</b>
<b>Opponents</b>	<b>34/34</b>	<b>3073</b>	<b>44</b>	<b>45</b>	<b>12</b>	<b>1.31</b>	<b>13-10-11</b>

*NOTE: Clavijo sent off after leaving the U.S. bench against El Salvador on Dec. 5, 1993; Minute totals include sudden-death overtime victory (103 minutes) vs. Costa Rica on July 21, 1993*

## 1992 USMNT Final Statistics

Full International Record: 6-11-4

## INDIVIDUAL STATISTICS

Name	Pos.	GP/GS	Min.	G	A	Y/R
Acosta, Jorge	F	10/5	503	0	1	2/0
Allnutt, Yari	M	2/0	63	0	0	0
Armstrong, Desmond	D	9/9	765	0	0	0
Balboa, Marcelo	D	21/21	1879	3	1	6/1
Benedict, Brian	M	3/2	109	0	0	0
Burns, Mike	D	1/1	90	0	0	0
Caligiuri, Paul	M	7/6	509	0	1	0
Chung, Mark	M	7/2	285	0	0	0
Clavijo, Fernando	D	15/12	1160	0	1	1/0
DeBrito, John	M	5/3	303	0	0	0
Dodd, Mark	GK	4/3	296	0	0	1/0
Dooley, Thomas	D	5/5	450	0	1	0
Doyle, John	D	12/12	1080	0	1	1/0
Eck, Ted	F	1/0	7	0	0	0
Feuer, Ian	GK	1/0	19	0	0	0
Friedel, Brad	GK	1/1	90	0	0	0
Gosselin, Mike	D	1/0	12	0	0	0
Harbor, Jean	F	2/1	118	0	0	0
Harkes, John	M	5/5	438	2	0	1/0
Henderson, Chris	M	9/7	564	0	0	0
Huseinovic, Mirsad	M	1/0	2	0	0	0
Ibsen, Zak	D	9/2	341	0	0	0
Jaguande, Carlos	F	2/0	55	0	0	0
Jones, Cobi	F	3/1	134	1	2	0
Keller, Kasey	GK	1/1	90	0	0	0
Kinnear, Dominic	M	10/8	676	1	1	1/0
Kmosko, Matt	D	3/2	198	0	0	0
Lapper, Mike	D	4/4	360	0	0	0
Lassiter, Roy	F	1/0	29	0	0	0
Leonetti, Joey	F	1/0	29	0	0	0
Masters, Mike	F	1/0	31	0	0	0
Meola, Tony	GK	16/16	1395	0	0	0
Michallik, Janusz	D	16/11	976	0	2	0
Moore, Joe-Max	M	1/1	90	0	1	1/0
Murray, Bruce	M	12/12	817	2	1	2/0
Perez, Hugo	M	17/17	1378	3	1	1/0
Quinn, Brian	M	19/19	1651	0	0	4/1
Ramos, Tab	M	6/6	525	1	1	0
Savage, Bruce	D	8/6	574	0	0	0
Sorber, Mike	M	12/7	743	1	0	0
Stewart, Earnie	F	7/2	299	0	0	1/0
Strouse, Andy	F	3/2	188	0	0	0
Sullivan, Chris	F	2/1	84	0	0	1/0
Vermes, Peter	F	9/9	511	1	1	0
Wegerle, Roy	M	4/3	315	1	1	0
Wynalda, Eric	F	7/7	559	5	1	0

<b>TOTALS</b>	<b>21/21</b>	<b>1890</b>	<b>21</b>	<b>18</b>	<b>23/2</b>
<b>Opponents</b>	<b>21/21</b>	<b>1890</b>	<b>27</b>	<b>15</b>	<b>22</b>

## GOALKEEPING STATISTICS

Name	GP/GS	Min.	GF / GA / SO	GAA	W-L-T
Dodd, Mark	4/3	296	1 / 5 / 1	1.52	0-3-1
Feuer, Ian	1/0	19	0 / 1 / 0	4.74	0-0-0
Friedel, Brad	1/1	90	2 / 0 / 1	0.00	1-0-0
Keller, Kasey	1/1	90	0 / 1 / 0	1.00	0-1-0
Meola, Tony	16/16	1395	18 / 20 / 4	1.29	5-7-3

<b>TOTALS</b>	<b>21/21</b>	<b>1890</b>	<b>21 / 27 / 6</b>	<b>1.29</b>	<b>6-11-4</b>
<b>Opponents</b>	<b>21/21</b>	<b>1890</b>	<b>27 / 21 / 12</b>	<b>1.00</b>	<b>11-6-4</b>

**NOTE:** Balboa sent off against El Salvador on Feb. 18, 1992; Quinn sent off against Saudi Arabia on Oct. 15, 1992

## 1991 USMNT Final Statistics

Full International Record: 8-4-5

## INDIVIDUAL STATISTICS

Name	Pos.	GP/GS	Min.	G	A	Y/R
Acosta, Jorge	F	2/2	89	0	0	0
Agoos, Jeff	D	7/6	435	0	0	0
Armstrong, Desmond	D	11/10	916	0	0	1/0
Baicher, Jeff	F	1/0	12	0	0	0
Balboa, Marcelo	D	15/15	1330	2	1	2/1
Banks, Jimmy	D	3/3	251	0	0	0
Benedict, Brian	M	1/0	45	0	0	0
Caligiuri, Paul	D	8/8	720	0	0	0
Clavijo, Fernando	D	14/13	1195	0	0	1/1
Cruz, Alberto	F	1/0	45	0	0	0
Dayak, Troy	D	4/4	345	0	0	0
DeBrito, John	M	1/0	15	0	0	0
Dodd, Mark	GK	1/1	90	0	0	0
Doyle, John	D	5/5	450	1	0	2/0
Dufrene, Ronil	F	2/1	90	0	0	0
Eck, Ted	F	5/0	143	0	0	0
Fraser, Robin	D	2/1	162	0	0	0
Gjonbalaj, Sadri	F	1/1	45	1	0	0
Gyau, Philip	F	1/0	13	0	0	0
Henderson, Chris	F	16/16	1278	0	3	1/0
Jonas, Mark	F	1/0	45	0	0	0
Kinnear, Dominic	M	11/4	444	2	0	0
Klopas, Frank	F	1/1	90	1	0	0
Krumpe, Paul	M	3/3	270	0	0	1/0
Lalas, Alexi	D	2/2	180	0	2	0
Meola, Tony	GK	17/16	1530	0	0	0
Michallik, Janusz	M	7/6	477	0	1	0
Murray, Bruce	F	16/15	1438	6	3	0/1
Perez, Hugo	M	11/9	878	1	2	1/0
Quinn, Brian	M	11/11	990	1	1	0
Santel, Mark	D	2/0	49	0	0	0
Savage, Bruce	D	6/3	415	0	0	0
Slivinski, Mike	M	1/1	45	0	0	0
Snyder, Troy	D	4/0	61	0	0	0
Tritttschuh, Steve	D	4/2	240	0	0	0
Vargas, Nelson	M	1/0	45	0	0	0
Vermes, Peter	F	12/12	1027	3	0	0
Washington, Dante	F	2/2	135	2	0	0
Wynalda, Eric	F	15/15	886	2	3	2/0

<b>TOTALS</b>	<b>17/17</b>	<b>1530</b>	<b>22</b>	<b>16</b>	<b>11/3</b>
<b>Opponents</b>	<b>17/17</b>	<b>1530</b>	<b>13</b>	<b>-</b>	<b>-</b>

## GOALKEEPING STATISTICS

Name	GP/GS	Min.	GF / GA / SO	GAA	W-L-T
Dodd, Mark	1/1	90	1 / 0 / 1	1.00	1-0-0
Meola, Tony	16/16	1440	21 / 13 / 6	0.81	7-4-5

<b>TOTALS</b>	<b>17/17</b>	<b>1530</b>	<b>22 / 13 / 7</b>	<b>0.76</b>	<b>8-4-5</b>
<b>Opponents</b>	<b>17/17</b>	<b>1530</b>	<b>13 / 22 / 4</b>	<b>1.29</b>	<b>4-8-5</b>

**NOTES:** Balboa sent off against Guatemala on July 1, 1991; Clavijo sent off against Argentina on May 19, 1991; Murray sent off against Costa Rica on Nov. 24, 1991

# U.S. Men's National Team Year-by-Year All-Time Results

All-Time Record: 288-245-140

World Cup Record: 8-19-6

World Cup Qualifying Record: 73-39-32

\* FIFA World Cup qualifier      \*\* FIFA World Cup      ^ Concacaf Gold Cup  
 @ CONMEBOL Copa America      # FIFA Confederations Cup      ++ Olympics  
 + FIFA Confederations Cup Qualifier      % NAFC Championship

## 2021

Date	Opponent	Result	Location	Attendance
Jan. 31	Trinidad & Tobago	7-0 W	Orlando, Fla.	3503 (limited)
March 25	Jamaica	4-1 W	Wiener Neustadt, Austria	N/A
March 28	N. Ireland	2-1 W	Belfast, Northern Ireland	N/A
May 30	Switzerland	1-2 L	St. Gallen, Switzerland	100 (limited)
June 3	Honduras	1-0 W	Denver, Colo.	34,451
June 6	Mexico	3-2 W (AET)	Denver, Colo.	37,648
June 9	Costa Rica	4-0 W	Sandy, Utah	19,007
July 11	Haiti	1-0 W	Kansas City, Kan.	12,664
July 15	Martinique	6-1 W	Kansas City, Kan.	7,511
July 18	Canada	1-0 W	Kansas City, Kan.	18,467
July 25	Jamaica	1-0 W	Arlington, Texas	41,318
July 29	Qatar	1-0 W	Austin, Texas	20,500 (so)
Aug. 1	Mexico	1-0 W (AET)	Las Vegas, Nev.	61,514 (so)
Sept. 2	El Salvador	0-0 D	San Salvador, El Salvador	29,000 (so)
Sept. 5	Canada	1-1 D	Nashville, Tenn.	43,028
Sept. 8	Honduras	1-0 W	San Pedro Sula, Honduras	31,000
Oct. 7	Jamaica	2-0 W	Austin, Texas	20,500 (so)
Oct. 10	Panama	0-1 L	Panama City, Panama	21,000
Oct. 13	Costa Rica	2-1 W	Columbus, Ohio	20,165 (so)
Nov. 12	Mexico	2-0 W	Cincinnati, Ohio	26,000 (so)
Nov. 16	Jamaica	1-1 D	Kingston, Jamaica	4,100
Dec. 18	Bosnia & Herzegovina	1-0 W	Carson, Calif.	11,044

## 2020

Date	Opponent	Result	Location	Attendance
Feb. 1	Costa Rica	1-0 W	Carson, Calif.	9,172
Nov. 12	Wales	0-0 D	Swansea, Wales	N/A
Nov. 16	Panama	6-2 W	Wiener Neustadt, Austria	N/A
Dec. 9	El Salvador	6-0 W	Fort Lauderdale, Fla.	2,500

## 2019

Date	Opponent	Result	Location	Attendance
Jan. 27	Panama	3-0 W	Glendale, Ariz.	9,040
Feb. 2	Costa Rica	2-0 W	San Jose, Calif.	13,656
March 21	Ecuador	1-0 W	Orlando, Fla.	17,422
March 26	Chile	1-1 D	Houston, Texas	18,033
June 5	Jamaica	0-1 L	Washington, D.C.	17,719
June 9	Venezuela	0-3 L	Cincinnati, Ohio	23,955
June 18	Guyana^	4-0 W	Saint Paul, Minn.	19,418
June 22	Trinidad & Tobago^	6-0 W	Cleveland, Ohio	23,921
June 26	Panama^	1-0 W	Kansas City, Kan.	17,037
June 30	Curaçao^	1-0 W	Philadelphia, Pa.	26,233
July 3	Jamaica^	3-1 W	Nashville, Tenn.	28,473
July 7	Mexico^	0-1 L	Chicago, Ill.	62,493
Sept. 6	Mexico	0-3 L	East Rutherford, N.J.	47,960
Sept. 10	Uruguay	1-1 D	St. Louis, Mo.	20,625
Oct. 11	Cuba&	7-0 W	Washington, D.C.	13,784
Oct. 15	Canada&	0-2 L	Toronto, Canada	17,126
Nov. 15	Canada&	4-1 W	Orlando, Fla.	13,103
Nov. 19	Cuba&	4-0 W	George Town, Cayman Islands	1,966

## 2018

Date	Opponent	Result	Location	Attendance
Jan. 28	Bosnia and Herzegovina	0-0 D	Carson, Calif.	11,161
March 27	Paraguay	1-0 W	Cary, N.C.	9,995
May 28	Bolivia	3-0 W	Chester, Pa.	11,882
June 2	Ireland	1-2 L	Dublin, Ireland	32,300
June 9	France	1-1 D	Lyon, France	58,241
Sept. 7	Brazil	0-2 L	East Rutherford, N.J.	32,489
Sept. 11	Mexico	1-0 W	Nashville, Tenn.	40,194
Oct. 11	Colombia	2-4 L	Tampa, Fla.	38,631
Oct. 16	Peru	1-1 D	East Hartford, Conn.	24,959
Nov. 15	England	0-3 L	London, England	68,155
Nov. 20	Italy	0-1 L	Genk, Belgium	13,500

## 2017

Date	Opponent	Result	Location	Attendance
Jan. 29	Serbia	0-0 D	San Diego, Calif.	20,079
Feb. 3	Jamaica	1-0 W	Chattanooga, Tenn.	17,903
March 24	Honduras *	6-0 W	San Jose, Calif.	17,729
March 28	Panama *	1-1 D	Panama City, Panama	23,052
June 3	Venezuela	1-1 D	Sandy, Utah	17,315
June 8	Trinidad & Tobago *	2-0 W	Commerce City, Colo.	(so) 19,188
June 11	Mexico *	1-1 D	Mexico City, Mexico	71,537
July 1	Ghana	2-1 W	East Hartford, Conn.	28,754
July 8	Panama ^	1-1 D	Nashville, Tenn.	47,622
July 12	Martinique ^	3-2 W	Tampa, Fla.	23,368
July 15	Nicaragua ^	3-0 W	Cleveland, Ohio	27,934
July 19	El Salvador ^	2-0 W	Philadelphia, Pa.	31,615
July 22	Costa Rica ^	2-0 W	Arlington, Texas	45,516
July 26	Jamaica ^	2-1 W	Santa Clara, Calif.	63,032
Sept. 1	Costa Rica *	0-2 L	Harrison, N.J.	(so) 26,500
Sept. 5	Honduras *	1-1 D	San Pedro Sula, Honduras	(so) 37,325
Oct. 6	Panama *	4-0 W	Orlando, Fla.	(so) 25,303
Oct. 10	Trinidad & Tobago *	1-2 L	Trinidad & Tobago	1,500
Nov. 14	Portugal	1-1 D	Leiria, Portugal	19,017

## 2016

Date	Opponent	Result	Location	Attendance
Jan. 31	Iceland	3-2 W	Carson, Calif.	8,803
Feb. 5	Canada	1-0 W	Carson, Calif.	9,274
March 25	Guatemala *	0-2 L	Guatemala City, Guatemala	18,313
March 29	Guatemala *	4-0 W	Columbus, Ohio	20,624
May 22	Puerto Rico	3-1 W	Bayamon, Puerto Rico	14,000
May 25	Ecuador	1-0 W	Frisco, Texas	9,893
May 28	Bolivia	4-0 W	Kansas City, Kan.	8,894
June 3	Colombia @	0-2 L	Santa Clara, Calif.	67,439 (so)
June 7	Costa Rica @	4-0 W	Chicago, Ill.	39,642
June 11	Paraguay @	1-0 W	Philadelphia, Pa.	51,041
June 16	Ecuador @	2-1 W	Seattle, Wash.	47,322
June 21	Argentina @	0-4 L	Houston, Texas	70,858 (so)
June 25	Colombia @	0-1 L	Glendale, Ariz.	29,041
Sept. 2	St. Vincent and the Grenadines *	6-0 W	Kingstown, St. Vincent and the Grenadines	N/A
Sept. 6	Trinidad & Tobago *	4-0 W	Jacksonville, Fla.	19,410
Oct. 7	Cuba	2-0 W	Havana, Cuba	7,000
Oct. 11	New Zealand	1-1 D	Washington, D.C.	9,012
Nov. 11	Mexico *	1-2 L	Columbus, Ohio	24,650
Nov. 15	Costa Rica *	0-4 L	San Jose, Costa Rica	35,400

## 2015

Date	Opponent	Result	Location	Attendance
Jan. 28	Chile	2-3 L	Rancagua, Chile	12,420
Feb. 8	Panama	2-0 W	Carson, Calif.	20,271
March 25	Denmark	2-3 L	Århus, Denmark	10,505
March 31	Switzerland	1-1 D	Zurich, Switzerland	16,100
April 15	Mexico	2-0 W	San Antonio, Texas	(SO) 64,369
June 5	Netherlands	4-3 W	Amsterdam, Netherlands	46,000
June 10	Germany	2-1 W	Cologne, Germany	40,348
July 3	Guatemala	4-0 W	Nashville, Tenn.	44,835
July 7	Honduras ^	2-1 W	Frisco, Texas	(SO) 22,357
July 10	Haiti ^	1-0 W	Foxborough, Mass.	46,720
July 13	Panama ^	1-1 D	Kansas City, Kan.	(SO) 18,467
July 18	Cuba ^	6-0 W	Baltimore, Md.	37,994
July 22	Jamaica ^	2-1 L	Atlanta, Ga.	70,511
July 25	Panama ^	1-1 D (2-3 pks)	Philadelphia, Pa.	12,598
Sept. 4	Peru	2-1 W	Washington, D.C.	28,896
Sept. 8	Brazil	1-4 L	Foxborough, Mass.	29,308
Oct. 10	Mexico	1-1 D (2-3 A.E.T.)	Pasadena, Calif.	(SO) 93,723
Oct. 13	Costa Rica	0-1 L	Harrison, N.J.	9,214
Nov. 13	St. Vincent & The Grenadines *	6-1 W	St. Louis, Mo.	43,433
Nov. 17	Trinidad & Tobago *	0-0 D	Port of Spain, Trinidad & Tobago	22,809

2014

Date	Opponent	Result	Location	Attendance
Feb. 1	Korea Republic	2-0 W	Carson, Calif.	27,000
March 5	Ukraine	0-2 L	Larnaca, Cyprus	1,573
April 2	Mexico	2-2 T	Glendale, Ariz.	59,066
May 27	Azerbaijan	2-0 W	San Francisco, Calif.	24,688
June 1	Turkey	2-1 W	Harrison, N.J.	26,762
June 7	Nigeria	2-1 W	Jacksonville, Fla.	52,033
June 16	Ghana**	2-1 W	Natal, Brazil	39,760
June 22	Portugal**	2-2 T	Manaus, Brazil	40,123
June 26	Germany**	0-1 L	Recife, Brazil	41,876
July 1	Belgium**	1-2 L	Salvador, Brazil	51,227
Sept. 3	Czech Republic	1-0 W	Prague, Czech Republic	12,642
Oct. 10	Ecuador	1-1 T	East Hartford, Conn.	36,265
Oct. 14	Honduras	1-1 T	Boca Raton, Fla.	14,805
Nov. 14	Colombia	1-2 L	London, England	24,235
Nov. 18	Rep. of Ireland	1-4 L	Dublin, Republic of Ireland	33,332

2013

Date	Opponent	Result	Location	Attendance
Jan. 29	Canada	0-0 T	Houston, Texas	11,737
Feb. 6	Honduras *	1-2 L	San Pedro Sula, Honduras	37,000
March 22	Costa Rica *	1-0 W	Commerce City, Colo.	19,374
March 26	Mexico *	0-0 T	Mexico City, Mexico	85,500
May 29	Belgium	2-4 L	Cleveland, Ohio	27,720
June 2	Germany	4-3 W	Washington, D.C.	47,359
June 7	Jamaica *	2-1 W	Kingston, Jamaica	12,130
June 11	Panama *	2-0 W	Seattle, Wash.	40,847
June 18	Honduras *	1-0 W	Sandy, Utah	20,250
July 5	Guatemala ^	6-0 W	San Diego, Calif.	25,080
July 9	Belize ^	6-1 W	Portland, Ore.	18,724
July 13	Cuba ^	4-1 W	Sandy, Utah	17,597
July 16	Costa Rica ^	1-0 W	East Hartford, Conn.	25,432
July 21	El Salvador ^	5-1 W	Baltimore, Md.	70,540
July 24	Honduras ^	3-1 W	Arlington, Texas	81,410
July 28	Panama ^	1-0 W	Chicago, Ill.	57,920
Aug. 14	Bosnia-Herzegovina	4-3 W	Sarajevo, Bosnia-Herzegovina	24,000
Sep. 6	Costa Rica *	1-3 L	San Jose, Costa Rica	35,000
Sep. 10	Mexico *	2-0 W	Columbus, Ohio	24,584
Oct. 11	Jamaica *	2-0 W	Kansas City, Kan.	18,467
Oct. 15	Panama *	3-2 W	Panama City, Panama	18,254
Nov. 15	Scotland	0-0 T	Glasgow, Scotland	21,079
Nov. 19	Austria	0-1 L	Vienna, Austria	20,200

2012

Date	Opponent	Result	Location	Attendance
Jan. 21	Venezuela	1-0 W	Glendale, Ariz.	22,403
Jan. 25	Panama	1-0 W	Panama City, Panama	15,000
Feb. 29	Italy	1-0 W	Genoa, Italy	15,000
May 26	Scotland	5-1 W	Jacksonville, Fla.	44,438
May 30	Brazil	1-4 L	Landover, Md.	67,619
June 3	Canada	0-0 T	Toronto, Canada	15,247
June 8	Antigua & Barbuda *	3-1 W	Tampa, Fla.	23,971
June 12	Guatemala *	1-1 T	Guatemala City, Guatemala	18,000
Aug. 15	Mexico	1-0 W	Mexico City, Mexico	56,000
Sept. 7	Jamaica *	1-2 L	Kingston, Jamaica	24,000
Sept. 11	Jamaica *	1-0 W	Columbus, Ohio	23,881
Oct. 12	Antigua & Barbuda *	2-1 W	North Sound, Antigua	7,000
Oct. 16	Guatemala *	3-1 W	Kansas City, Kan.	16,947
Nov. 14	Russia	2-2 T	Krasnodar, Russia	28,200

## 2011

Date	Opponent	Result	Location	Attendance
Jan. 22	Chile	1-1 T	Carson, Calif.	18,580
March 26	Argentina	1-1 T	E. Rutherford, N.J.	78,936
March 29	Paraguay	0-1 L	Nashville, Tenn.	29,059
June 4	Spain	0-4 L	Foxborough, Mass.	64,121
June 7	Canada ^	2-0 W	Detroit, Mich.	28,209
June 11	Panama ^	1-2 L	Tampa, Fla.	27,731
June 14	Guadeloupe ^	1-0 W	Kansas City, Kan.	21,109
June 19	Jamaica ^	2-0 W	Washington, D.C.	45,423
June 22	Panama ^	1-0 W	Houston, Texas	70,267
June 25	Mexico ^	2-4 L	Pasadena, Calif.	93,420
Aug. 10	Mexico	1-1 T	Philadelphia, Pa.	30,138
Sept. 2	Costa Rica	0-1 L	Carson, Calif.	15,798
Sept. 6	Belgium	0-1 L	Brussels, Belgium	21,946
Oct. 8	Honduras	1-0 W	Miami Gardens, Fla.	21,170
Oct. 11	Ecuador	0-1 L	Harrison, N.J.	20,707
Nov. 11	France	0-1 L	Saint-Denis, France	70,018
Nov. 15	Slovenia	3-2 W	Ljubljana, Slovenia	8,140

## 2010

Date	Opponent	Result	Location	Attendance
Jan. 23	Honduras	1-3 L	Carson, Calif.	18,626
Feb. 24	El Salvador	2-1 W	Tampa, Fla.	21,737
March 3	Netherlands	1-2 L	Amsterdam, Netherlands	46,630
May 25	Czech Republic	2-4 L	East Hartford, Conn.	36,218
May 29	Turkey	2-1 W	Philadelphia, Pa.	55,407
June 5	Australia	3-1 W	Rodepoort, South Africa	6,000
June 12	England **	1-1 T	Rustenburg, South Africa	38,646
June 18	Slovenia **	2-2 T	Johannesburg, South Africa	45,573
June 23	Algeria **	1-0 W	Tshwane/Pretoria, South Africa	35,827
June 26	Ghana **	1-2 L (ot)	Rustenburg, South Africa	34,976
Aug. 10	Brazil	0-2 L	East Rutherford, N.J.	77,223
Oct. 9	Poland	2-2 T	Chicago, Ill.	31,696
Oct. 12	Colombia	0-0 T	Chester, Pa.	8,823
Nov. 17	South Africa	1-0 W	Cape Town, South Africa	52,000

## 2009

Date	Opponent	Result	Location	Attendance
Jan. 24	Sweden	3-2 W	Carson, Calif.	9,918
Feb. 11	Mexico *	2-0 W	Columbus, Ohio	(SO) 23,776
March 28	El Salvador *	2-2 T	San Salvador, El Salvador	30,500
April 1	Trinidad & Tobago *	3-0 W	Nashville, Tenn.	27,959
June 3	Costa Rica *	1-3 L	San Jose, Costa Rica	19,200
June 6	Honduras *	2-1 W	Chicago, Ill.	55,647
June 15	Italy #	1-3 L	Tshwane/Pretoria, South Africa	34,341
June 18	Brazil #	0-3 L	Tshwane/Pretoria, South Africa	39,617
June 21	Egypt #	3-0 W	Rustenburg, South Africa	23,140
June 24	Spain #	2-0 W	Bloemfontein, South Africa	35,396
June 28	Brazil #	2-3 L	Johannesburg, South Africa	52,291
July 4	Grenada ^	4-0 W	Seattle, Wash.	15,387
July 8	Honduras ^	2-0 W	Washington, D.C.	26,079
July 11	Haiti ^	2-2 T	Foxborough, Mass.	24,137
July 18	Panama ^	2-1 W (ot)	Philadelphia, Pa.	32,000
July 23	Honduras ^	2-0 W	Chicago, Ill.	55,173
July 26	Mexico ^	0-5 L	East Rutherford, N.J.	(SO) 79,156
Aug. 12	Mexico *	1-2 L	Mexico City, Mexico	104,499
Sept. 5	El Salvador *	2-1 W	Sandy, Utah	19,066
Sept. 9	Trinidad & Tobago *	1-0 W	Port of Spain, Trinidad	4,700
Oct. 10	Honduras *	3-2 W	San Pedro Sula, Honduras	37,000
Oct. 14	Costa Rica *	2-2 T	Washington, D.C.	26,243
Nov. 14	Slovakia	0-1 L	Bratislava, Slovakia	7,200
Nov. 18	Denmark	1-3 L	Aarhus, Denmark	15,172

2008

Date	Opponent	Result	Location	Attendance
Jan. 19	Sweden	2-0 W	Carson, Calif.	14,878
Feb. 6	Mexico	2-2 T	Houston, Texas	(SO) 70,103
March 26	Poland	3-0 W	Krakow, Poland	(SO) 20,000
May 28	England	0-2 L	London, England	71,233
June 4	Spain	0-1 L	Santander, Spain	13,500
June 8	Argentina	0-0 T	East Rutherford, N.J.	(SO) 78,682
June 15	Barbados *	8-0 W	Carson, Calif.	11,476
June 22	Barbados *	1-0 W	Bridgetown, Barbados	2,000
Aug. 20	Guatemala *	1-0 W	Guatemala City, Guatemala	25,000
Sept. 6	Cuba *	1-0 W	Havana, Cuba	12,000
Sept. 10	Trinidad & Tobago *	3-0 W	Bridgeview, Ill.	11,452
Oct. 11	Cuba *	6-1 W	Washington, D.C.	20,293
Oct. 15	Trinidad & Tobago *	1-2 L	Port of Spain, Trinidad	18,000
Nov. 19	Guatemala *	2-0 W	Commerce City, Colo.	9,303

2007

Date	Opponent	Result	Location	Attendance
Jan. 20	Denmark	3-1 W	Carson, Calif.	10,048
Feb. 7	Mexico	2-0 W	Glendale, Ariz.	62,462
March 25	Ecuador	3-1 W	Tampa, Fla.	31,547
March 28	Guatemala	0-0 T	Frisco, Texas	10,932
June 2	China PR	4-1 W	San Jose, Calif.	20,821
June 7	Guatemala ^	1-0 W	Carson, Calif.	(SO) 27,000
June 9	Trinidad & Tobago ^	2-0 W	Carson, Calif.	(SO) 27,000
June 12	El Salvador ^	4-0 W	Foxborough, Mass.	26,523
June 16	Panama ^	2-1 W	Foxborough, Mass.	22,412
June 21	Canada ^	2-1 W	Chicago, Ill.	50,760
June 24	Mexico ^	2-1 W	Chicago, Ill.	(SO) 60,000
June 28	Argentina @	1-4 L	Maracaibo, Venezuela	(SO) 37,000
July 2	Paraguay @	1-3 L	Barinas, Venezuela	(SO) 25,000
July 5	Colombia @	0-1 L	Barquisimeto, Venezuela	(SO) 35,000
Aug. 22	Sweden	0-1 L	Goteborg, Sweden	20,648
Sept. 9	Brazil	2-4 L	Chicago, Ill.	43,543
Oct. 17	Switzerland	1-0 W	Basel, Switzerland	16,500
Nov. 17	South Africa	1-0 W	Johannesburg, South Africa	30,000

2006

Date	Opponent	Result	Location	Attendance
Jan. 22	Canada	0-0 T	San Diego, Calif.	6,077
Jan. 29	Norway	5-0 W	Carson, Calif.	16,366
Feb. 10	Japan	3-2 W	San Francisco, Calif.	37,365
Feb. 19	Guatemala	4-0 W	Frisco, Texas	14,453
March 1	Poland	1-0 W	Kaiserslautern, Germany	13,395
March 22	Germany	1-4 L	Dortmund, Germany	64,500
April 11	Jamaica	1-1 T	Cary, N.C.	8,093
May 23	Morocco	0-1 L	Nashville, Tenn.	26,141
May 26	Venezuela	2-0 W	Cleveland, Ohio	29,745
May 28	Latvia	1-0 W	East Hartford, Conn.	24,636
June 12	Czech Republic **	0-3 L	Gelsenkirchen, Germany	52,000
June 17	Italy **	1-1 T	Kaiserslautern, Germany	46,000
June 22	Ghana **	1-2 L	Nuremberg, Germany	41,000

2005

Date	Opponent	Result	Location	Attendance
Feb. 9, 2005	Trinidad & Tobago *	2-1 W	Port of Spain, Trinidad	18,000
March 9	Colombia	3-0 W	Fullerton, Calif.	7,086
March 19	Honduras	1-0 W	Albuquerque, N.M.	9,222
March 27	Mexico *	1-2 L	Mexico City, Mexico	110,000
March 30	Guatemala *	2-0 W	Birmingham, Ala.	31,624
May 28	England	1-2 L	Chicago, Ill.	47,637
June 4	Costa Rica *	3-0 W	Salt Lake City, Utah	40,586
June 8	Panama *	3-0 W	Panama City, Panama	17,000
July 7	Cuba ^	4-1 W	Seattle, Wash.	15,831
July 9	Canada ^	2-0 W	Seattle, Wash.	15,109
July 12	Costa Rica ^	0-0 T	Foxborough, Mass.	15,211
July 16	Jamaica ^	3-1 W	Foxborough, Mass.	22,108
July 21	Honduras ^	2-1 W	East Rutherford, N.J.	41,721
July 24	Panama ^	0-0 T (3-1 pk)	East Rutherford, N.J.	31,018
Aug. 17	Trinidad & Tobago *	1-0 W	East Hartford, Conn.	25,488
Sept. 3	Mexico *	2-0 W	Columbus, Ohio	24,685
Sept. 7	Guatemala *	0-0 T	Guatemala City, Guatemala	27,000
Oct. 8	Costa Rica *	0-3 L	San Jose, Costa Rica	30,000
Oct. 12	Panama *	2-0 W	Foxborough, Mass.	9,192
Nov. 12	Scotland	1-1 T	Glasgow, Scotland	26,708



## 2004

Date	Opponent	Result	Location	Attendance
Jan. 18	Denmark	1-1 T	Carson, Calif.	10,461
Feb. 18	Netherlands	0-1 L	Amsterdam, Netherlands	29,700
March 13	Haiti	1-1 T	Miami, Fla.	8,714
March 31	Poland	1-0 W	Plock, Poland	10,500
April 28	Mexico	1-0 W	Dallas, Texas	45,048
June 2	Honduras	4-0 W	Foxborough, Mass.	11,533
June 13	Grenada *	3-0 W	Columbus, Ohio	9,137
June 20	Grenada *	3-2 W	St. George's, Grenada	15,267
July 11	Poland	1-1 T	Chicago, Ill.	39,529
Aug. 18	Jamaica *	1-1 T	Kingston, Jamaica	27,000
Sept. 4	El Salvador *	2-0 W	Foxborough, Mass.	25,266
Sept. 8	Panama *	1-1 T	Panama City, Panama	14,500
Oct. 9	El Salvador *	2-0 W	San Salvador, El Salvador	20,000
Oct. 13	Panama *	6-0 W	Washington, D.C.	19,793
Nov. 17	Jamaica *	1-1 T	Columbus, Ohio	9,088

## 2003

Date	Opponent	Result	Location	Attendance
Jan. 19	Canada	4-0 W	Ft. Lauderdale, Fla.	6,549
Feb. 8	Argentina	0-1 L	Miami, Fla.	27,196
Feb. 12	Jamaica	2-1 W	Kingston, Jamaica	27,000
March 29	Venezuela	2-0 W	Seattle, Wash.	17,819
May 8	Mexico	0-0 T	Houston, Texas	69,582
May 26	Wales	2-0 W	San Jose, Calif.	12,282
June 8	New Zealand	2-1 W	Richmond, Va.	9,116
June 19	Turkey #	1-2 L	St. Etienne, France	16,944
June 21	Brazil #	0-1 L	Lyon, France	20,306
June 23	Cameroon #	0-0 T	Lyon, France	19,206
July 6	Paraguay	2-0 W	Columbus, Ohio	14,103
July 12	El Salvador ^	2-0 W	Foxborough, Mass.	33,652
July 14	Martinique ^	2-0 W	Foxborough, Mass.	8,780
July 19	Cuba ^	5-0 W	Foxborough, Mass.	15,627
July 23	Brazil ^	1-2 L	Miami, Fla.	35,211
July 26	Costa Rica ^	3-2 W	Miami, Fla.	5,093

## 2002

Date	Opponent	Result	Location	Attendance
Jan. 19	Korea Republic ^	2-1 W	Pasadena, Calif.	42,117
Jan. 21	Cuba ^	1-0 W	Pasadena, Calif.	31,244
Jan. 27	El Salvador ^	4-0 W	Pasadena, Calif.	31,628
Jan. 30	Canada ^	0-0 T (4-2 pk)	Pasadena, Calif.	7,241
Feb. 2	Costa Rica ^	2-0 W	Pasadena, Calif.	14,432
Feb. 13	Italy	0-1 L	Catania, Italy	25,493
March 2	Honduras	4-0 W	Seattle, Wash.	38,534
March 10	Ecuador	1-0 W	Birmingham, Ala.	24,133
March 27	Germany	2-4 L	Rostock, Germany	29,000
April 3	Mexico	1-0 W	Denver, Colo.	48,476
April 17	Ireland	1-2 L	Dublin, Ireland	39,000
May 12	Uruguay	2-1 W	Washington, D.C.	30,413
May 16	Jamaica	5-0 W	East Rutherford, N.J.	30,659
May 19	Netherlands	0-2 L	Foxborough, Mass.	36,778
June 5	Portugal **	3-2 W	Suwon, Korea	37,306
June 10	Korea Republic **	1-1 T	Daegu, Korea	60,778
June 14	Poland **	1-3 L	Daejeon, Korea	26,482
June 17	Mexico **	2-0 W	Jeonju, Korea	36,380
June 21	Germany **	0-1 L	Ulsan, Korea	37,337
Nov. 17	El Salvador	2-0 W	Washington, D.C.	13,590

2001

Date	Opponent	Result	Location	Attendance
Jan. 27	China PR	2-1 W	Oakland, Calif.	8,903
Feb. 3	Colombia	0-1 L	Miami, Fla.	14,169
Feb. 28	Mexico *	2-0 W	Columbus, Ohio	24,624
March 3	Brazil	1-2 L	Pasadena, Calif.	45,387
March 28	Honduras *	2-1 W	San Pedro Sula, Honduras	46,000
April 25	Costa Rica *	1-0 W	Kansas City, Mo.	37,319
June 7	Ecuador	0-0 T	Columbus, Ohio	12,572
June 16	Jamaica *	0-0 T	Kingston, Jamaica	35,000
June 20	Trinidad & Tobago *	2-0 W	Foxborough, Mass.	31,211
July 1	Mexico *	0-1 L	Mexico City, Mexico	110,000
Sept. 1	Honduras *	2-3 L	Washington, D.C.	54,282
Sept. 5	Costa Rica *	0-2 L	San Jose, Costa Rica	30,000
Oct. 7	Jamaica *	2-1 W	Foxborough, Mass.	40,483
Nov. 11	Trinidad & Tobago *	0-0 T	Port of Spain, Trinidad	5,000
Dec. 9	Korea Republic	0-1 L	Seogwipo, Korea	42,256

2000

Date	Opponent	Result	Location	Attendance
Jan. 16	Iran	1-1 T	Pasadena, Calif.	50,181
Jan. 29	Chile	2-1 W	Coquimbo, Chile	11,000
Feb. 12	Haiti ^	3-0 W	Miami, Fla.	49,513
Feb. 16	Peru ^	1-0 W	Miami, Fla.	36,004
Feb. 19	Colombia ^	2-2 T (1-2 pk)	Miami, Fla.	32,972
March 12	Tunisia	1-1 T	Birmingham, Ala.	21,637
April 26	Russia	0-2 L	Moscow, Russia	12,500
June 3	South Africa	4-0 W	Washington, D.C.	16,570
June 6	Ireland	1-1 T	Foxborough, Mass.	16,319
June 11	Mexico	3-0 W	East Rutherford, N.J.	45,008
July 16	Guatemala *	1-1 T	Mazatenango, Guatemala	9,500
July 23	Costa Rica *	1-2 L	San Jose, Costa Rica	20,000
Aug. 16	Barbados *	7-0 W	Foxborough, Mass.	18,334
Sept. 3	Guatemala *	1-0 W	Washington, D.C.	51,996
Oct. 11	Costa Rica *	0-0 T	Columbus, Ohio	24,430
Oct. 25	Mexico	2-0 W	Los Angeles, Calif.	61,072
Nov. 15	Barbados *	4-0 W	Waterford, Barbados	4,000

1999

Date	Opponent	Result	Location	Attendance
Jan. 24	Bolivia	0-0 T	Santa Cruz, Bolivia	39,000
Feb. 6	Germany	3-0 W	Jacksonville, Fla.	17,259
Feb. 21	Chile	2-1 W	Ft. Lauderdale, Fla.	14,898
March 11	Guatemala	3-1 W	Los Angeles, Calif.	34,154
March 13	Mexico	1-2 L	San Diego, Calif.	50,324
June 13	Argentina	1-0 W	Washington, D.C.	40,119
July 24	New Zealand #	2-1 W	Guadalajara, Mexico	60,000
July 28	Brazil #	0-1 L	Guadalajara, Mexico	54,000
July 30	Germany #	2-0 W	Guadalajara, Mexico	53,000
Aug. 1	Mexico #	0-1 L (ot)	Mexico City, Mexico	80,000
Aug. 3	Saudi Arabia #	2-0 W	Guadalajara, Mexico	35,000
Sept. 8	Jamaica	2-2 T	Kingston, Jamaica	20,000
Nov. 17	Morocco	1-2 L	Marrakech, Morocco	17,000

1998

Date	Opponent	Result	Location	Attendance
Jan. 24	Sweden	1-0 W	Orlando, Fla.	12,773
Feb. 1	Cuba ^	3-0 W	Oakland, Calif.	11,234
Feb. 7	Costa Rica ^	2-1 W	Oakland, Calif.	36,240
Feb. 10	Brazil ^	1-0 W	Los Angeles, Calif.	12,298
Feb. 15	Mexico ^	0-1 L	Los Angeles, Calif.	91,255
Feb. 21	Holland	0-2 L	Miami, Fla.	20,379
Feb. 25	Belgium	0-2 L	Brussels, Belgium	15,894
March 14	Paraguay	2-2 T	San Diego, Calif.	15,253
April 22	Austria	3-0 W	Vienna, Austria	17,000
May 16	F.Y.R. Macedonia	0-0 T	San Jose, Calif.	23,861
May 24	Kuwait	2-0 W	Portland, Ore.	25,343
May 30	Scotland	0-0 T	Washington, D.C.	46,037
June 15	Germany **	0-2 L	Paris, France	43,815
June 21	Iran **	1-2 L	Lyon, France	44,000
June 25	Yugoslavia **	0-1 L	Nantes, France	39,500
Nov. 6	Australia	0-0 T	San Jose, Calif.	15,074

## 1997

Date	Opponent	Result	Location	Attendance
Jan. 17	Peru	0-1 L	San Diego, Calif.	35,232
Jan. 19	Mexico	0-2 L	Pasadena, Calif.	31,725
Jan. 22	Denmark	1-4 L	Pasadena, Calif.	17,342
Jan. 29	China PR	1-2 L	Kunming, China	40,000
Feb. 1	China PR	1-1 T	Guangzhou, China	35,000
March 2	Jamaica *	0-0 T	Kingston, Jamaica	35,246
March 16	Canada *	3-0 W	Palo Alto, Calif.	28,896
March 23	Costa Rica *	2-3 L	San Jose, Costa Rica	22,000
April 20	Mexico *	2-2 T	Foxborough, Mass.	57,407
June 4	Paraguay	0-0 T	St. Louis, Mo.	7,016
June 17	Israel	2-1 W	Jacksonville, Fla.	8,436
June 29	El Salvador *	1-1 T	San Salvador, El Salvador	29,000
Aug. 7	Ecuador	0-1 L	Baltimore, Md.	13,629
Sept. 7	Costa Rica *	1-0 W	Portland, Ore.	27,369
Oct. 3	Jamaica *	1-1 T	Washington, D.C.	51,528
Nov. 2	Mexico *	0-0 T	Mexico City, Mexico	114,600
Nov. 9	Canada *	3-0 W	Vancouver, Canada	8,420
Nov. 16	El Salvador *	4-2 W	Foxborough, Mass.	53,193

## 1996

Date	Opponent	Result	Location	Attendance
Jan. 13	Trinidad & Tobago ^	3-2 W	Anaheim, Calif.	12,425
Jan. 16	El Salvador ^	2-0 W	Anaheim, Calif.	52,355
Jan. 18	Brazil ^	0-1 L	Los Angeles, Calif.	22,038
Jan. 21	Guatemala ^	3-0 W	Pasadena, Calif.	88,000
May 26	Scotland	2-1 W	New Britain, Conn.	8,526
June 9	Ireland	2-1 W	Foxborough, Mass.	25,332
June 12	Bolivia	0-2 L	Washington, D.C.	19,350
June 16	Mexico	2-2 T	Pasadena, Calif.	92,216
Aug. 30	El Salvador	3-1 W	Los Angeles, Calif.	18,661
Oct. 16	Peru	1-4 L	Lima, Peru	10,535
Nov. 3	Guatemala *	2-0 W	Washington, D.C.	30,082
Nov. 10	Trinidad & Tobago *	2-0 W	Richmond, Va.	19,312
Nov. 24	Trinidad & Tobago *	1-0 W	Port of Spain, Trinidad	8,000
Dec. 1	Costa Rica *	1-2 L	San Jose, Costa Rica	25,000
Dec. 14	Costa Rica *	2-1 W	Palo Alto, Calif.	40,527
Dec. 21	Guatemala *	2-2 T	San Salvador, El Salvador	14,500

## 1995

Date	Opponent	Result	Location	Attendance
March 25	Uruguay	2-2 T	Dallas, Texas	12,242
April 22	Belgium	0-1 L	Brussels, Belgium	14,000
May 28	Costa Rica	1-2 L	Tampa, Fla.	7,415
June 11	Nigeria	3-2 W	Foxborough, Mass.	22,578
June 18	Mexico	4-0 W	Washington, D.C.	38,615
June 25	Colombia	0-0 T	Piscataway, N.J.	36,126
July 8	Chile @	2-1 W	Paysandu, Uruguay	22,000
July 11	Bolivia @	0-1 L	Paysandu, Uruguay	22,000
July 14	Argentina @	3-0 W	Paysandu, Uruguay	21,000
July 17	Mexico @	0-0 T (4-1 pk)	Paysandu, Uruguay	9,000
July 20	Brazil @	0-1 L	Maldonado, Uruguay	9,000
July 22	Colombia @	1-4 L	Maldonado, Uruguay	3,000
Aug. 16	Sweden	0-1 L	Norrkoping, Sweden	14,200
Oct. 8	Saudi Arabia	4-3 W	Washington, D.C.	10,216

1994

Date	Opponent	Result	Location	Attendance
Jan. 15	Norway	2-1 W	Phoenix, Ariz.	15,386
Jan. 22	Switzerland	1-1 T	Fullerton, Calif.	10,173
Jan. 29	Russia	1-1 T	Seattle, Wash.	43,651
Feb. 10	Denmark	0-0 T (2-4 pk)	Hong Kong	9,000
Feb. 13	Romania	1-2 L	Hong Kong	9,000
Feb. 18	Bolivia	1-1 T	Miami, Fla.	15,676
Feb. 20	Sweden	1-3 L	Miami, Fla.	20,171
March 12	South Korea	1-1 T	Fullerton, Calif.	10,319
March 26	Bolivia	2-2 T	Dallas, Texas	26,835
April 16	Moldova	1-1 T	Jacksonville, Fla.	6,103
April 20	Moldova	3-0 W	Davidson, N.C.	4,790
April 24	Iceland	1-2 L	San Diego, Calif.	3,017
April 30	Chile	0-2 L	Albuquerque, N.M.	15,610
May 7	Estonia	4-0 W	Fullerton, Calif.	2,158
May 15	Armenia	1-0 W	Fullerton, Calif.	9,753
May 25	Saudi Arabia	0-0 T	Piscataway, N.J.	5,576
May 28	Greece	1-1 T	New Haven, Conn.	21,317
June 4	Mexico	1-0 W	Pasadena, Calif.	91,123
June 18	Switzerland **	1-1 T	Detroit, Mich.	73,425
June 22	Colombia **	2-1 W	Pasadena, Calif.	93,194
June 26	Romania **	0-1 L	Pasadena, Calif.	93,869
July 4	Brazil **	0-1 L	Palo Alto, Calif.	84,177
Sept. 7	England	0-2 L	London, England	38,629
Oct. 19	Saudi Arabia	1-2 L	Dhahran, Saudi Arabia	9,256
Nov. 19	Trinidad & Tobago	0-1 L	Port of Spain, Trinidad	22,000
Nov. 22	Jamaica	3-0 W	Kingston, Jamaica	30,199
Dec. 11	Honduras	1-1 T	Fullerton, Calif.	1,094

1993

Date	Opponent	Result	Location	Attendance
Jan. 30	Denmark	2-2 T	Tempe, Ariz.	13,215
Feb. 6	Romania	1-1 T	Santa Barbara, Calif.	9,127
Feb. 13	Russia	0-1 L	Orlando, Fla.	13,651
Feb. 21	Russia	0-0 T	Palo Alto, Calif.	25,879
March 3	Canada	2-2 T	Costa Mesa, Calif.	5,743
March 10	Hungary	0-0 T	Nagoya, Japan	12,500
March 14	Japan	1-3 L	Tokyo, Japan	48,000
March 23	El Salvador	2-2 T	San Salvador, El Salvador	23,000
March 25	Honduras	1-4 L	Tegucigalpa, Honduras	24,000
April 9	Saudi Arabia	2-0 W	Riyadh, Saudi Arabia	27,000
April 17	Iceland	1-1 T	Costa Mesa, Calif.	3,143
May 8	Colombia	1-2 L	Miami, Fla.	17,652
May 23	Bolivia	0-0 T	Fullerton, Calif.	9,578
May 26	Peru	0-0 T	Mission Viejo, Calif.	5,500
June 6	Brazil	0-2 L	New Haven, Conn.	44,579
June 9	England	2-0 W	Foxborough, Mass.	37,652
June 13	Germany	3-4 L	Chicago, Ill.	53,549
June 16	Uruguay @	0-1 L	Ambato, Ecuador	20,000
June 19	Ecuador @	0-2 L	Quito, Ecuador	55,000
June 22	Venezuela @	3-3 T	Quito, Ecuador	55,000
July 10	Jamaica ^	1-0 W	Dallas, Texas	11,642
July 14	Panama ^	2-1 W	Dallas, Texas	13,771
July 17	Honduras ^	1-0 W	Dallas, Texas	18,107
July 21	Costa Rica ^	1-0 W (ot)	Dallas, Texas	14,826
July 25	Mexico ^	0-4 L	Mexico City, Mexico	120,000
Aug. 31	Iceland	1-0 W	Reykjavik, Iceland	3,700
Sept. 8	Norway	0-1 L	Oslo, Norway	16,348
Oct. 13	Mexico	1-1 T	Washington, D.C.	23,927
Oct. 16	Ukraine	1-2 L	High Point, N.C.	4,298
Oct. 23	Ukraine	0-1 L	Bethlehem, Pa.	7,896
Nov. 7	Jamaica	1-0 W	Fullerton, Calif.	5,318
Nov. 14,	Cayman Islands	8-1 W	Mission Viejo, Calif.	3,612
Dec. 5	El Salvador	7-0 W	Los Angeles, Calif.	7,618
Dec. 18	Germany	0-3 L	Palo Alto, Calif.	52,397

## 1992

Date	Opponent	Result	Location	Attendance
Jan. 25	C.I.S.	0-1 L	Miami, Fla.	30,386
Feb. 2	C.I.S.	2-1 W	Detroit, Mich.	35,248
Feb. 12	Costa Rica	0-0 T	San Jose, Costa Rica	22,000
Feb. 19	El Salvador	0-2 L	San Salvador, El Salvador	45,000
Feb. 26	Brazil	0-3 L	Fortaleza, Brazil	40,000
March 11	Spain	0-2 L	Valladolid, Spain	35,000
March 18	Morocco	1-3 L	Casablanca, Morocco	20,000
April 4	China	5-0 W	Palo Alto, Calif.	31,815
April 29	Republic of Ireland	1-4 L	Dublin, Ireland	27,000
May 17	Scotland	0-1 L	Denver, Colo.	24,157
May 30	Republic of Ireland	3-1 W	Washington D.C.	35,696
June 3	Portugal	1-0 W	Chicago, Ill.	10,402
June 6	Italy	1-1 T	Chicago, Ill.	26,874
June 13	Australia	0-1 L	Orlando, Fla.	17,309
June 27	Ukraine	0-0 T	Piscataway, N.J.	11,815
July 31	Colombia	0-1 L	Los Angeles, Calif.	28,651
Aug. 2	Brazil	0-1 L	Los Angeles, Calif.	18,749
Sept. 3	Canada	2-0 W	St. John's, Canada	3,500
Oct. 9	Canada	0-0 T	Greensboro, N.C.	2,097
Oct. 15	Saudi Arabia #	0-3 L	Riyadh, Saudi Arabia	70,000
Oct. 19	Ivory Coast #	5-2 W	Riyadh, Saudi Arabia	9,500

## 1991

Date	Opponent	Result	Location	Attendance
Feb. 1	Switzerland	0-1 L	Miami, Fla.	10,323
Feb. 21	Bermuda	0-1 L	Hamilton, Bermuda	12,000
March 12	Mexico	2-2 T	Los Angeles, Calif.	6,261
March 16	Canada	2-0 W	Los Angeles, Calif.	2,705
May 5	Uruguay	1-0 W	Denver, Colo.	35,772
May 19	Argentina	0-1 L	Palo Alto, Calif.	31,761
June 1	Republic of Ireland	1-1 T	Foxborough, Mass.	51,273
June 29	Trinidad & Tobago ^	2-1 W	Pasadena, Calif.	18,435
July 1	Guatemala ^	3-0 W	Pasadena, Calif.	6,344
July 3	Costa Rica ^	3-2 W	Los Angeles, Calif.	36,703
July 5	Mexico ^	2-0 W	Los Angeles, Calif.	41,103
July 7	Honduras ^	0-0 T (4-3 pk)	Los Angeles, Calif.	39,873
Aug. 28	Romania	2-0 W	Brasov, Romania	7,500
Sept. 4	Turkey	1-1 T	Istanbul, Turkey	17,500
Sept. 14	Jamaica	1-0 W	High Point, N.C.	9,128
Oct. 19	Korea DPR	1-2 L	Washington, D.C.	16,351
Nov. 24	Costa Rica	1-1 T	Dallas, Texas	22,787

## 1990

Date	Opponent	Result	Location	Attendance
Feb. 2	Costa Rica	0-2 L	Miami, Fla.	25,392
Feb. 4	Colombia	1-1 T (8-9 pk)	Miami, Fla.	15,000
Feb. 13	Bermuda	1-0 W	Hamilton, Bermuda	1,800
Feb. 24	Soviet Union	1-3 L	Palo Alto, Calif.	61,000
March 10	Finland	2-1 W	Tampa, Fla.	22,647
March 20	Hungary	0-2 L	Budapest, Hungary	15,000
March 28	East Germany	2-3 L	Berlin, East Germany	4,000
April 8	Iceland	4-1 W	St. Louis, Mo.	3,287
April 22	Colombia	0-1 L	Miami, Fla.	8,214
May 5	Malta	1-0 W	Piscataway, N.J.	8,604
May 9	Poland	3-1 W	Hershey, Pa.	12,063
May 30	Liechtenstein	4-1 W	Sport Eschen-Mauren, Liechtenstein	2,400
June 2	Switzerland	1-2 L	St. Gallen, Switzerland	4,500
June 10	Czechoslovakia **	1-5 L	Florence, Italy	33,900
June 14	Italy **	0-1 L	Rome, Italy	73,659
June 19	Austria **	1-2 L	Florence, Italy	34,857
July 28	East Germany	1-2 L	Milwaukee, Wis.	12,574
Sept. 15	Trinidad & Tobago	3-0 W	High Point, N.C.	11,361
Oct. 10	Poland	3-2 W	Warsaw, Poland	5,000
Nov. 18	Trinidad & Tobago	0-0 T	Port of Spain, Trinidad	12,000
Nov. 21	Soviet Union	0-0 T	Port of Spain, Trinidad	3,500
Dec. 19	Portugal	0-1 L	Porto, Portugal	1,500

1989

Date	Opponent	Result	Location
April 16	Costa Rica *	0-1 L	San Jose, Costa Rica
April 30	Costa Rica *	1-0 W	St. Louis, Mo.
May 13	Trinidad & Tobago *	1-1 T	Torrance, Calif.
June 4	Peru	3-0 W	East Rutherford, N.J.
June 17	Guatemala *	2-1 W	New Britain, Conn.
June 24	Colombia	0-1 L	Miami, Fla.
Aug. 13	Korea Republic	1-2 L	Los Angeles, Calif.
Sept. 17	El Salvador *	1-0 W	Tegucigalpa, Honduras
Oct. 8	Guatemala *	0-0 T	Guatemala City, Guatemala
Nov. 5	El Salvador *	0-0 T	St. Louis, Mo.
Nov. 14	Bermuda	2-1 W	Cocoa Beach, Fla.
Nov. 19	Trinidad & Tobago *	1-0 W	Port of Spain, Trinidad

1988

Date	Opponent	Result	Location
Jan. 10	Guatemala	0-1 L	Guatemala City, Guatemala
Jan. 13	Guatemala	1-0 W	Guatemala City, Guatemala
May 14	Colombia	0-2 L	Miami, Fla.
June 1	Chile	1-1 T	Stockton, Calif.
June 3	Chile	1-3 L	San Diego, Calif.
June 5	Chile	0-3 L	Fresno, Calif.
June 7	Ecuador	0-1 L	Albuquerque, N.M.
June 10	Ecuador	0-2 L	Houston, Texas
June 12	Ecuador	0-0 T	Ft. Worth, Texas
June 14	Costa Rica	1-0 W	San Antonio, Texas
July 13	Poland	0-2 L	New Britain, Conn.
July 24	Jamaica *	0-0 T	Kingston, Jamaica
Aug. 13	Jamaica *	5-1 W	St. Louis, Mo.

1987

Date	Opponent	Result	Location
June 8	Egypt	1-3 L	Seoul, Korea Republic
June 12	Korea Republic	0-1 L	Pusan, Korea Republic
June 16	Thailand	1-0 W	Chongju, Korea Republic

1986

Date	Opponent	Result	Location
Feb. 5	Canada	0-0 T	Miami, Fla.
Feb. 7	Uruguay	1-1 T	Miami, Fla.

1985

Date	Opponent	Result	Location
Feb. 8	Switzerland	1-1 T	Tampa, Fla.
April 2	Canada	0-2 L	Vancouver, Canada
April 4	Canada	1-1 T	Portland, Ore.
May 15	Trinidad & Tobago *	2-1 W	St. Louis, Mo.
May 19	Trinidad & Tobago *	1-0 W	Torrance, Calif.
May 26	Costa Rica *	1-1 T	Alajuela, Costa Rica
May 31	Costa Rica *	0-1 L	Torrance, Calif.
June 16	England	0-5 L	Los Angeles, Calif.

1984

Date	Opponent	Result	Location
May 30	Italy	0-0 T	East Rutherford, N.J.
Sept. 29	Netherlands Antilles *	0-0 T	Curacao, Neth. Antilles
Oct. 6	Netherlands Antilles *	4-0 W	St. Louis, Mo.
Oct. 9	El Salvador	3-1 W	Los Angeles, Calif.
Oct. 11	Colombia	1-0 W	Los Angeles, Calif.
Oct. 14	Guatemala	0-4 L	Guatemala City, Guatemala
Oct. 17	Mexico	1-2 L	Mexico City, Mexico
Nov. 30	Ecuador	0-0 T	Long Island, N.Y.
Dec. 2	Ecuador	2-2 T	Miami, Fla.

1983

Date	Opponent	Result	Location
April 8	Haiti	2-0 W	Port-au-Prince, Haiti

1982

Date	Opponent	Result	Location
March 21	Trinidad & Tobago	2-1 W	Port of Spain, Trinidad

1980

Date	Opponent	Result	Location
Oct. 5	Luxembourg	2-0 W	Dudelange, Luxembourg
Oct. 7	Portugal	1-1 T	Lisbon, Portugal
Oct. 25	Canada *	0-0 T	Ft. Lauderdale, Fla.
Nov. 1	Canada *	1-2 L	Vancouver, Canada
Nov. 9	Mexico *	1-5 L	Mexico City, Mexico
Nov. 23	Mexico *	2-1 W	Ft. Lauderdale, Fla.

1979

Date	Opponent	Result	Location
Feb. 3	Soviet Union	1-3 L	Seattle, Wash.
Feb. 11	Soviet Union	1-4 L	San Francisco, Calif.
May 2	France	0-6 L	East Rutherford, N.J.
Oct. 7	Bermuda	3-1 W	Hamilton, Bermuda
Oct. 10	France	0-3 L	Paris, France
Oct. 26	Hungary	2-0 W	Budapest, Hungary
Oct. 29	Ireland	2-3 L	Dublin, Ireland

1978

Date	Opponent	Result	Location
Sept. 3	Iceland	0-0 T	Reykjavik, Iceland
Sept. 6	Switzerland	0-2 L	Lucerne, Switzerland
Sept. 20	Portugal	0-1 L	Benfica, Portugal

1977

Date	Opponent	Result	Location
Sept. 15	El Salvador	2-1 W	San Salvador, El Salvador
Sept. 18	Guatemala	1-3 L	Guatemala City, Guatemala
Sept. 25	Guatemala	0-2 L	Guatemala City, Guatemala
Sept. 27	Mexico	0-3 L	Monterrey, Mexico
Sept. 30	El Salvador	0-0 T	Los Angeles, Calif.
Oct. 6	China	1-1 T	Washington, D.C.
Oct. 10	China	1-0 W	Atlanta, Ga.
Oct. 16	China	2-1 W	San Francisco, Calif.

1976

Date	Opponent	Result	Location
Sept. 24	Canada *	1-1 T	Vancouver, Canada
Oct. 3	Mexico *	0-0 T	Los Angeles, Calif.
Oct. 15	Mexico *	0-3 L	Puebla, Mexico
Oct. 20	Canada *	2-0 W	Seattle, Wash.
Nov. 10	Haiti	0-0 T	Port-au-Prince, Haiti
Nov. 12	Haiti	0-0 T	Port-au-Prince, Haiti
Nov. 14	Haiti	0-0 T	Port-au-Prince, Haiti
Dec. 22	Canada *	0-3 L	Port-au-Prince, Haiti

1975

Date	Opponent	Result	Location
March 26	Poland	0-7 L	Poznan, Poland
June 24	Poland	0-4 L	Seattle, Wash.
Aug. 19	Costa Rica	1-3 L	Mexico City, Mexico
Aug. 21	Argentina	0-6 L	Mexico City, Mexico
Aug. 25	Mexico	0-2 L	Mexico City, Mexico

1974

Date	Opponent	Result	Location
Sept. 5	Mexico	1-3 L	Monterrey, Mexico
Sept. 8	Mexico	0-1 L	Dallas, Texas

## 1973

Date	Opponent	Result	Location
March 17	Bermuda	0-4 L	Hamilton, Bermuda
March 20	Poland	0-4 L	Lodz, Poland
Aug. 3	Poland	0-1 L	Chicago, Ill.
Aug. 5	Canada	2-0 W	Windsor, Canada
Aug. 10	Poland	0-4 L	San Francisco, Calif.
Aug. 12	Poland	1-0 W	New Britain, Conn.
Sept. 9	Bermuda	1-0 W	Hartford, Conn.
Oct. 16	Mexico	0-2 L	Puebla, Mexico
Nov. 3	Haiti	0-1 L	Port-au-Prince, Haiti
Nov. 5	Haiti	0-1 L	Port-au-Prince, Haiti
Nov. 13	Israel	1-3 L	Tel-Aviv, Israel
Nov. 15	Israel	0-2 L	Beersheba, Israel

## 1972

Date	Opponent	Result	Location
Aug. 20	Canada *	2-3 L	St. John's, Canada
Aug. 29	Canada *	2-2 T	Baltimore, Md.
Sept. 3	Mexico *	1-3 L	Mexico City, Mexico
Sept. 10	Mexico *	1-2 L	Los Angeles, Calif.

## 1969

Date	Opponent	Result	Location
April 20	Haiti *	0-2 L	Port-au-Prince, Haiti
May 11	Haiti *	0-1 L	San Diego, Calif.

## 1968

Date	Opponent	Result	Location
Sept. 15	Israel	3-3 T	New York, N.Y.
Sept. 25	Israel	0-4 L	Philadelphia, Pa.
Oct. 17	Canada *	2-4 L	Toronto, Canada
Oct. 20	Haiti	6-3 W	Port-au-Prince, Haiti
Oct. 21	Haiti	2-5 L	Port-au-Prince, Haiti
Oct. 23	Haiti	0-1 L	Port-au-Prince, Haiti
Oct. 27	Canada *	1-0 W	Atlanta, Ga.
Nov. 2	Bermuda *	6-2 W	Kansas City, Mo.
Nov. 10	Bermuda *	2-0 W	Hamilton, Bermuda

## 1965

Date	Opponent	Result	Location
March 7	Mexico *	2-2 T	Los Angeles, Calif.
March 12	Mexico *	0-2 L	Mexico City, Mexico
March 17	Honduras *	1-0 W	San Pedro Sula, Honduras
March 21	Honduras *	1-1 T	Tegucigalpa, Honduras

## 1964

Date	Opponent	Result	Location
May 27	England	0-10 L	New York, N.Y.

## 1961

Date	Opponent	Result	Location
Feb. 5	Colombia	0-2 L	Bogota, Colombia

## 1960

Date	Opponent	Result	Location
Nov. 6	Mexico *	3-3 T	Los Angeles, Calif.
Nov. 13	Mexico *	0-3 L	Mexico City, Mexico

## 1959

Date	Opponent	Result	Location
May 28	England	1-8 L	Los Angeles, Calif.

## 1958

Date	Opponent	Result	Location
April 7	Mexico *	0-6 L	Mexico City, Mexico
April 28	Mexico *	2-7 L	Long Beach, Calif.
June 22	Canada *	1-5 L	Toronto, Canada
July 6	Canada *	2-3 L	St. Louis, Mo.

## 1956

Date	Opponent	Result	Location
Nov. 28	Yugoslavia ++	1-9 L	Melbourne, Australia

## 1955

Date	Opponent	Result	Location
Aug. 25	Iceland	2-3 L	Reykjavik, Iceland

## 1954

Date	Opponent	Result	Location
Jan. 10	Mexico *	0-4 L	Mexico City, Mexico
Jan. 14	Mexico *	1-3 L	Mexico City, Mexico
April 3	Haiti *	3-2 W	Port-au-Prince, Haiti
April 4	Haiti *	3-0 W	Port-au-Prince, Haiti

## 1953

Date	Opponent	Result	Location
June 8	England	3-6 L	New York, N.Y.

## 1952

Date	Opponent	Result	Location
April 30	Scotland	0-6 L	Glasgow, Scotland
July 16	Italy ++	0-8 L	Tampere, Finland

## 1950

Date	Opponent	Result	Location
June 25	Spain **	1-3 L	Curtiba, Brazil
June 29	England **	1-0 W	Belo Horizonte, Brazil
July 2	Chile **	2-5 L	Recife, Brazil

## 1940s

Date	Opponent	Result	Location
July 13, 1947	Mexico %	0-5 L	Havana, Cuba
July 20, 1947	Cuba %	2-5 L	Havana, Cuba
Aug. 2, 1948	Italy ++	0-9 L	London, England
Aug. 6, 1948	Norway	0-11 L	Oslo, Norway
Aug. 11, 1948	N. Ireland	0-5 L	Belfast, N. Ireland
June 19, 1949	Scotland	0-4 L	Randalls Island, N.Y.
Sept. 4, 1949	Mexico *	0-6 L	Mexico City, Mexico
Sept. 14, 1949	Cuba *	1-1 T	Mexico City, Mexico
Sept. 18, 1949	Mexico *	2-6 L	Mexico City, Mexico
Sept. 21, 1949	Cuba *	5-2 W	Mexico City, Mexico

## 1930s

Date	Opponent	Result	Location
July 13, 1930	Belgium **	3-0 W	Montevideo, Uruguay
July 17, 1930	Paraguay **	3-0 W	Montevideo, Uruguay
July 26, 1930	Argentina **	1-6 L	Montevideo, Uruguay
Aug. 17, 1930	Brazil	3-4 L	Rio de Janeiro, Brazil
May 24, 1934	Mexico *	4-2 W	Rome, Italy
May 27, 1934	Italy **	1-7 L	Rome, Italy
Aug. 3, 1936	Italy ++	0-1 L	Berlin, Germany
Sept. 12, 1937	Mexico	2-7 L	Mexico City, Mexico
Sept. 19, 1937	Mexico	3-7 L	Mexico City, Mexico
Sept. 26, 1937	Mexico	1-5 L	Mexico City, Mexico

1920s

Date	Opponent	Result	Location
May 25, 1924	Estonia ++	1-0 W	Paris, France
May 29, 1924	Uruguay ++	0-3 L	Paris, France
June 10, 1924	Poland	3-2 W	Warsaw, Poland
June 16, 1924	Ireland	1-3 L	Dublin, Ireland
June 27, 1925	Canada	0-1 L	Montreal, Canada
Nov. 8, 1925	Canada	6-1 W	Brooklyn, N.Y.
Nov. 6, 1926	Canada	6-1 W	Brooklyn, N.Y.
May 30, 1928	Argentina ++	2-11 L	Amsterdam, Netherlands
June 10, 1928	Poland	3-3 T	Warsaw, Poland

1910s

Date	Opponent	Result	Location
Aug. 20, 1916	Sweden	3-2 W	Stockholm, Sweden
Sept. 3, 1916	Norway	1-1 T	Oslo, Norway





# All-Time International Results and Lineups

\* FIFA World Cup qualifier      \*\* FIFA World Cup      ^ Concacaf Gold Cup  
 @ CONMEBOL Copa America      # FIFA Confederations Cup      ++ Olympics  
 (c) denotes captains since 1998      (OG) Own goal      & Concacaf Nations League  
 + FIFA Confederations Cup Qualifier      % North American Football Championship  
**Note: U.S. goals always listed first in score listing in this section**

<b>December 18, 2021</b> <b>vs. Bosnia-Herzegovina</b> <b>Carson, Calif.: 1-0</b> Turner Lennon (Reynolds) Zimmerman (C) Kessler Bello (J. Gomez) Cardoso (Yueill) Roldan Acosta Ferreira (Cowell) Pepi (Zardes) Morris (Bassett-1)	<b>November 16, 2021</b> <b>vs. Jamaica*</b> <b>Kingston, Jamaica: 1-1</b> Steffen Yedlin Zimmerman Richards A. Robinson Adams (C) Musah (Acosta) Busiah Weah-1 (Pulisic) Pepi (Ferreira) Arriolano (Arriola)	<b>November 12, 2021</b> <b>vs. Mexico*</b> <b>Cincinnati, Ohio: 2-0</b> Steffen Yedlin Zimmerman M. Robinson A. Robinson Adams (C) Musah (Acosta) McKennie-1 Weah (Richards) Pepi (Ferreira) Arriolano (Pulisic-1)	<b>October 13, 2021</b> <b>vs. Costa Rica*</b> <b>Columbus, Ohio: 2-1 (OG)</b> Steffen Dest-1 (Yedlin) M. Robinson Richards A. Robinson Adams (C) Musah (Busio) McKennie Weah (Hoppe) Pepi (Zardes) Arriolano (Zimmerman)	<b>October 10, 2021</b> <b>at Panama*</b> <b>Panama City, Panama: 0-1</b> Turner S. Moore (Yedlin) Zimmerman (C) McKenzie Bello Acosta Musah (Adams) Lletget Arriola (Aaronsen) Zardes (Pepi) Weah (Roldan)	<b>October 7, 2021</b> <b>vs. Jamaica*</b> <b>Austin, Texas: 2-0</b> Turner Dest (S. Moore) Zimmerman M. Robinson A. Robinson Adams (C) (Acosta) Musah (de la Torre) McKennie Arriola Pepi-2 Aaronsen (Weah)
<b>September 8, 2021</b> <b>at Honduras*</b> <b>San Pedro Sula, Honduras: 4-1</b> Turner M. Robinson Brooks (Lletget-1) McKenzie Adams Sands (Yedlin) Acosta Bello (A. Robinson-1) Sargent (Aaronsen-1) Pepi-1 Pulisic (C) (Roldan)	<b>September 5, 2021</b> <b>vs. Canada*</b> <b>Nashville, Tenn.: 1-1</b> Turner Dest (Yedlin) M. Robinson Brooks A. Robinson Adams Lletget (Roldan) Acosta Aaronsen-1 (de la Fuente) Pefok (Sargent) Pulisic (C)	<b>September 2, 2021</b> <b>at El Salvador*</b> <b>San Salvador, El Salvador: 0-0</b> Yedlin (Lletget) M. Robinson Ream Dest (A. Robinson) Adams (C) McKennie Aaronsen (Roldan) Arriola (C) Sargent (Pefok) de la Fuente (Acosta)	<b>August 1, 2021</b> <b>vs. Mexico^</b> <b>Las Vegas, Nev.: 1-0 (AET)</b> Turner Cannon (S. Moore) Sands M. Robinson-1 Bello (Vines) Williamson (Busio) Acosta Lletget (Roldan) Arriola (C) (Gioacchini) Zardes Hoppe (Kessler)	<b>July 29, 2021</b> <b>vs. Qatar^</b> <b>Austin, Texas.: 1-0</b> Turner S. Moore (Cannon) Sands M. Robinson Vines Busio (Roldan) Acosta Lletget (C) Arriola (Williamson) Dike (Zardes-1) Hoppe (Gioacchini)	<b>July 25, 2021</b> <b>vs. Jamaica^</b> <b>Arlington, Texas.: 1-0</b> Turner S. Moore (Cannon) Sands M. Robinson Vines Busio Acosta Lletget Arriola (C) (Roldan) Dike (Zardes) Hoppe-1 (Gioacchini)
<b>July 18, 2021</b> <b>vs. Canada*</b> <b>Kansas City, Kan.: 1-0</b> Turner Zimmerman (C) (Pines) Sands M. Robinson S. Moore-1 (Cannon) Acosta (Roldan) Busio (Yueill) Lletget Vines Zardes (Hoppe) Dike	<b>July 15, 2021</b> <b>vs. Martinique^</b> <b>Kansas City, Kan.: 6-1 (OG)</b> Zimmerman (C) (Pines) Sands M. Robinson-1 S. Moore (Acosta) Busio Williamson (Yueill) Bello Roldan Dike-2 (Zardes-1) Hoppe (Gioacchini-1)	<b>July 11, 2021</b> <b>vs. Haiti*</b> <b>Kansas City, Kan.: 1-0</b> S. Moore (Williamson) Zimmerman M. Robinson Vines-1 Acosta Williams (Busio) Lletget (C) Arriola (Gioacchini, Sands) Zardes J. Lewis (Dike)	<b>June 9, 2021</b> <b>vs. Costa Rica</b> <b>Sandy, Utah: 4-0</b> Hoffman (Yueill) Cannon-1 McKenzie (Zimmerman) Ream A. Robinson (Dest) Musah (Acosta) Adams (C) (Yueill) Lletget Weah (G. Reyna-1) Dike-1 (Pefok) Aaronsen-1	<b>June 6, 2021</b> <b>vs. Mexico&amp;</b> <b>Denver, Colo. 3-2 (AET)</b> Hoffman (Yueill) Yedlin (Cannon) McKenzie Ream Ream (Adams) Dest (Weah) McKennie-1 Acosta G. Reyna-1 (Lletget) Sargent (Pefok) Pulisic-1 (C)	<b>June 3, 2021</b> <b>vs. Honduras&amp;</b> <b>Denver, Colo. 1-0</b> Dest McKenzie Brooks A. Robinson (Cannon) McKennie Yueill (Acosta) Lletget G. Reyna (Aaronsen) Sargent (Pefok-1) Pulisic (Miazga)
<b>May 30, 2021</b> <b>at Switzerland</b> <b>St. Gallen, Switzerland: 1-2</b> Horvath Cannon (Yedlin) McKenzie Brooks Dest McKennie (C) Yueill (Acosta) Lletget-1 (Musah) G. Reyna (Weah) Sargent (Pefok) Aaronsen	<b>March 28, 2021</b> <b>at Northern Ireland</b> <b>Belfast, N. Ireland: 2-1</b> Steffen Long (Richards) Miazza Ream Dest (Reynolds) Musah (de la Torre) Musah (Lletget) A. Robinson G. Reyna-1 (Aaronsen) Pefok (Dike) Pulisic-1 (C)	<b>March 25, 2021</b> <b>vs. Jamaica</b> <b>Wiener Neustadt, Austria: 4-1</b> Steffen (C) Cannon Long (Richards) Brooks Dest-1 (A. Robinson) Musah (de la Torre) Acosta Lletget-2 Reyna (Gioacchini) Sargent (Pefok) Pulisic (Aaronsen-1)	<b>Jan. 31, 2021</b> <b>vs. Trinidad &amp; Tobago</b> <b>Orlando, Fla.: 7-0</b> Turner Herrera (Tessmann) M. Robinson-1 Long (C) Vines (Bello) Yueill (Roldan) Lletget (Perea) Acosta Arriola-2 (Mueller) Ferreira-2 (Dike) J. Lewis-2	<b>Dec. 9, 2020</b> <b>vs. El Salvador</b> <b>Fort Lauderdale, Fla.: 6-0</b> Hamid Arajujo (Duncan) McKenzie Long (C) (Zimmerman) Vines (Farfan) Yueill Aaronsen-1 Lletget-1 (K. Acosta) Arriola-1 (Soto) Akinola-1 (Mihalovic) Mueller-2	<b>Nov. 16, 2020</b> <b>in Panama</b> <b>Wiener Neustadt, Austria: 6-2</b> Steffen Cannon Miazza (Richards) Ream (C) Dest Adams (Cardoso) Musah (Lletget-1) McKennie G. Reyna-1 (Ledezma) Gioacchini-2 (Soto-2) Llanez (Weah)
<b>Nov. 12, 2020</b> <b>at Wales</b> <b>Swansea, Wales: 0-0</b> Steffen (C) Dest (Cannon) Miazza Brooks A. Robinson Adams (Cardoso) McKennie Lletget (Otasowie) G. Reyna (Gioacchini) Musah (Weah) de la Fuente (Llanez)	<b>Feb. 1, 2020</b> <b>vs. Costa Rica</b> <b>Carson, Calif.: 1-0</b> S. Johnson (Hamid) Cannon Zimmerman Long (C) (McKenzie) Vines (Gasper) Yueill Aaronsen (Servania) Lletget Arriola Ferreira (Zardes) Llanez-1 (J. Lewis)	<b>Nov. 19, 2019</b> <b>in Cuba &amp; George Town, Cayman Isles.: 4-0</b> Guzan Yedlin (Cannon) Long Ream (c) Lovitz McKennie (Morales) Yueill Roldan Morris-2 (Ty. Boyd) Sargent-2 Arriola	<b>Nov. 15, 2019</b> <b>vs. Canada &amp; Orlando, Fla.: 4-1</b> Guzan Dest (Ty. Boyd) Long-1 Brooks Ream (c) Yueill McKennie Lletget (Morales) Morris-1 (Yedlin) Zardes-2 Arriola	<b>Oct. 15, 2019</b> <b>at Canada &amp; Toronto, Canada: 0-2</b> Steffen Yedlin (Lima) Ream (c) Long Lovitz Bradley McKennie Roldan (Zardes) Morris Sargent Pulisic (Arriola)	<b>Oct. 11, 2019</b> <b>vs. Cuba &amp; Washington, D.C.: 7-0 (OG)</b> Guzan Cannon Cannon Miazza Ream Lovitz Yueill McKennie-3 (Arriola) Roldan Morris-1 (Ty. Boyd) Sargent-1 Pulisic-1 (c) (Lletget)
<b>Sept. 10, 2019</b> <b>vs. Uruguay</b> <b>St. Louis, Mo.: 1-1</b> Guzan Cannon (Lima) Long (M. Robinson) Ream (c) Dest (Lovitz) Roldan Yueill Lletget Ty. Boyd (Baird) Sargent (Zardes) Morris-1 (Pomykal)	<b>Sept. 6, 2019</b> <b>vs. Mexico</b> <b>East Rutherford, N.J.: 0-3</b> Steffen (C) Cannon Zimmerman (M. Robinson) Long Dest (Lovitz) McKennie Trapp (Lletget) Morales (Yueill) Ty. Boyd (Morris) Zardes (Sargent) Pulisic	<b>July 7, 2019</b> <b>vs. Mexico^</b> <b>Chicago, Ill.: 0-1</b> Steffen Cannon Miazza Long Ream (Lovitz) Bradley McKennie (c) Pulisic Morris (Roldan) Altidore (Zardes) Arriola	<b>July 3, 2019</b> <b>vs. Jamaica^</b> <b>Nashville, Tenn.: 3-1</b> Steffen Cannon Miazza Long Ream (c) Bradley McKennie-1 Pulisic-2 Morris (Roldan) Altidore (Zardes) Arriola (Lovitz)	<b>June 30, 2019</b> <b>vs. Curaçao^</b> <b>Philadelphia, Pa.: 1-0</b> Philadelphia Lima Zimmerman Long Ream Bradley McKennie-1 Pulisic (c) Ty. Boyd (Morris) Zardes Arriola (Gonzalez)	<b>June 26, 2019</b> <b>vs. Panama^</b> <b>Kansas City, Kan.: 1-0</b> S. Johnson Cannon Miazza Gonzalez (c) Lovitz Roldan Trapp Mihalovic Morris (Ty. Boyd) Altidore-1 (Zardes) J. Lewis (Pulisic)

<p><b>June 22, 2019</b> vs. <b>Trinidad &amp; Tobago</b><sup>A</sup> <b>Cleveland, Ohio: 6-0</b> Steffen (c) Lima (Cannon) Zimmerman Long-2 Ream Bradley McKennie Pulisic-1 Ty. Boyd (Morris) Zardes-2 (Altdiore) Arriola-1</p>	<p><b>June 18, 2019</b> vs. <b>Guyana</b><sup>A</sup> <b>St. Paul, Minn.: 4-0</b> Steffen Lima Zimmerman Long Ream Bradley (c) (Trapp) McKennie (Mihalovic) Pulisic (Roldan) Ty. Boyd-2 Zardes-1 Arriola-1</p>	<p><b>June 9, 2019</b> vs. <b>Venezuela</b> <b>Cincinnati, Ohio: 0-3</b> Steffen Lima Miazga Long (Zimmerman) Ream (Lovitz) Trapp (c) Roldan McKennie (Holmes) Ty. Boyd (Morris) Zardes (Altdiore) Arriola</p>	<p><b>June 5, 2019</b> vs. <b>Jamaica</b> <b>Washington, D.C.: 0-1</b> Steffen Miazga (c) (Carter-Vickers) Gonzalez Ream (Lima) Arriola (J. Gyau) Yuell (Amon) A. Robinson (Lovitz) Roldan (Holmes) Mihalovic Sargent</p>	<p><b>March 26, 2019</b> vs. <b>Chile</b> <b>Houston, Texas: 1-1</b> Horvath Yedin (c) Miazga Gonzalez Ream Bradley Roldan (J. Lewis) Pulisic-1 (Lietget) Baird (Lovitz) Zardes (Morris) Arriola (Trapp)</p>	<p><b>March 21, 2019</b> vs. <b>Ecuador</b> <b>Orlando, Fla.: 1-0</b> S. Johnson Adams Long Brooks Ream (c) Trap (Bradley) McKennie (Roldan) Pulisic (Lietget) Morris (Yedin) Zardes-1 Arriola (J. Lewis)</p>
-------------------------------------------------------------------------------------------------------------------------------------------------------------------------------------------------------------------------------------------------------------------------------------	--------------------------------------------------------------------------------------------------------------------------------------------------------------------------------------------------------------------------------------------------------------------	--------------------------------------------------------------------------------------------------------------------------------------------------------------------------------------------------------------------------------------------------------------------	---------------------------------------------------------------------------------------------------------------------------------------------------------------------------------------------------------------------------------------------------------------------------	------------------------------------------------------------------------------------------------------------------------------------------------------------------------------------------------------------------------------------------------------------------	-------------------------------------------------------------------------------------------------------------------------------------------------------------------------------------------------------------------------------------------------------------------

<p><b>Feb. 2, 2019</b> vs. <b>Costa Rica</b> <b>San Jose, Calif.: 2-0</b> Steffen Lima Zimmerman Long (c) Lovitz Trapp Roldan Mihalovic (Lietget-1) Baird (Lewis) Zardes (Ramirez) Arriola-1</p>	<p><b>Jan. 27, 2019</b> vs. <b>Panama</b> <b>@ Glendale, Ariz.: 3-0</b> Steffen (S. Johnson) Lima Zimmerman-1 Long (c) Lovitz Bradley (Trapp) Pulisic (Roldan) Mihalovic-1 (Lietget) Baird (Arriola) Zardes (Ramirez-1) Ebobisse (J. Lewis)</p>	<p><b>Nov. 20, 2018</b> vs. <b>Italy</b> <b>@ Genk, Belgium: 0-1</b> Adams Carter Vickers Zimmerman Brooks Cannon (Villañafa) Delgado (Trapp) Adams Acosta (Lietget) S. Moore Pulisic (c) (Gall) Sargent (B. Wood)</p>	<p><b>Nov. 15, 2018</b> vs. <b>England</b> <b>@ London, England: 0-3</b> Guzan Yedin Miazga Brooks Villañafa (S. Moore) McKennie (Lietget) Trapp (c) (Acosta) Pulisic Green (Adams) Weah (Sargent) B. Wood</p>	<p><b>Oct. 16, 2018</b> vs. <b>Peru</b> <b>@ East Hartford, Conn.: 1-1</b> Guzan Cannon (Yedin) Carter-Vickers Long Sweat Trap (Weah) Weah (Robinson) Delgado Acosta (Bradley) Amon (Green) Sargent-1 (B. Wood)</p>	<p><b>Oct. 11, 2018</b> vs. <b>Colombia</b> <b>@ Tampa, Fla.: 2-4</b> Steffen Yedin Miazga Brooks Robinson (Sweet) Bradley (c) Acosta-1 Weah (Delgado) Green (Sargent) Saief (Picault) B. Wood-1 (Novakovich)</p>
------------------------------------------------------------------------------------------------------------------------------------------------------------------------------------------------------------------------------------------------------	-----------------------------------------------------------------------------------------------------------------------------------------------------------------------------------------------------------------------------------------------------------------------------------------------------	----------------------------------------------------------------------------------------------------------------------------------------------------------------------------------------------------------------------------------------------------------------------------	--------------------------------------------------------------------------------------------------------------------------------------------------------------------------------------------------------------------------------------------------------------------	-------------------------------------------------------------------------------------------------------------------------------------------------------------------------------------------------------------------------------------------------------------------------	-----------------------------------------------------------------------------------------------------------------------------------------------------------------------------------------------------------------------------------------------------------------------

<p><b>Sept. 11, 2018</b> vs. <b>Mexico</b> <b>@ Nashville, Tenn.: 1-0</b> Steffen S. Moore (Yedin) Carter-Vickers Miazga Lichaj (Robinson) Trapp (c) Acosta (Roldan) Adams-1 McKennie (Green) Weah (Delgado) Zardes (B. Wood)</p>	<p><b>Sept. 7, 2018</b> vs. <b>East Rutherford, N.J.: 0-2</b> Steffen Yedin Miazga Brooks Robinson Trapp (c) (Roldan) Green (Weah) Adams McKennie (Delgado) Aron (Acosta) B. Wood (Zardes)</p>	<p><b>June 9, 2018</b> vs. <b>France</b> <b>@ Lyon, France: 1-1</b> Steffen S. Moore (Yedin) Carter-Vickers Miazga (Palmer-Brown) Parker Robinson (Villañafa) Adams Trapp (c) McKennie Green-1 (Corona) B. Wood (Sargent)</p>	<p><b>June 2, 2018</b> vs. <b>Ireland</b> <b>@ Dublin, Ireland: 1-2</b> Bono Lichaj (S. Moore) Carter-Vickers (Parker) Guzan Villañafa Trapp (c) Adams McKennie (Corona) Rubin (Gooch) B. Wood-1 (Sargent)</p>	<p><b>May 28, 2018</b> vs. <b>Bolivia</b> <b>@ Chester, Pa.: 3-0</b> Bono Lichaj (c) (Olsunde) Zimmerman-1 Palmer-Brown Robinson McKennie Weah-1 (Green) Corona (Parks) Pulisic (Villañafa) Rubin (Gooch) Sargent-1 (Novakovich)</p>	<p><b>March 27, 2018</b> vs. <b>Paraguay</b> <b>@ Cary, N.C.: 1-0</b> Steffen Yedin Miazga Carter-Vickers Villañafa Trapp (c) Nagbe (Roldan) Delgado (Weah) Adams Rubin B. Wood-1 (Novakovich)</p>
---------------------------------------------------------------------------------------------------------------------------------------------------------------------------------------------------------------------------------------------------------------------------------------	------------------------------------------------------------------------------------------------------------------------------------------------------------------------------------------------------------------------------------------------	-----------------------------------------------------------------------------------------------------------------------------------------------------------------------------------------------------------------------------------------------------------------------------------	----------------------------------------------------------------------------------------------------------------------------------------------------------------------------------------------------------------------------------------------------------------	------------------------------------------------------------------------------------------------------------------------------------------------------------------------------------------------------------------------------------------------------------------------------------------	--------------------------------------------------------------------------------------------------------------------------------------------------------------------------------------------------------------------------------------------------------

<p><b>Jan. 28, 2018</b> vs. <b>Bosnia &amp; Herzegovina</b> <b>@ Carson, Calif.: 0-0</b> Hamid (Steffen) Polster Zimmerman Opara Morrow Adams Zardes (Arriola) Trapp (c) (Rubin) Roldan (Agudelo) Morris Sapong (Rowe)</p>	<p><b>Nov. 14, 2017</b> vs. <b>Portugal</b> <b>@ Leiria, Portugal: 1-1</b> Hamid (Hamid) Yedin Miazga Brooks (Carter-Vickers) Lichaj (Villañafa) D. Williams (c) Adams McKennie-1 (Bedoya) Acosta Agudelo (Gooch) Sapong (Dwyer)</p>	<p><b>Oct. 10, 2017</b> vs. <b>Trinidad &amp; Tobago</b><sup>A</sup> <b>@ Couva, Trinidad: 1-2</b> Hamid Yedin Gonzalez Besler Villañafa (Acosta) Bradley (c) Arriola (Dempsey) Pulisic-1 Nagbe (Feilhaber) B. Wood Altdiore</p>	<p><b>Oct. 6, 2017</b> vs. <b>Panama</b><sup>A</sup> <b>@ Orlando, Fla.: 4-0</b> Howard Yedin Gonzalez Besler Villañafa Bradley (c) Arriola Pulisic-1 (D. McCarty) Nagbe (Bedoya) B. Wood-1 Altdiore-2 (Dempsey)</p>	<p><b>Sept. 5, 2017</b> vs. <b>Honduras</b><sup>A</sup> <b>@ San Pedro Sula, Honduras: 1-1</b> Guzan Zusi (Cameron) Gonzalez Besler Beasley (Arriola) Acosta Bradley (c) Pulisic Dempsey Nagbe (B. Wood-1) Morris</p>	<p><b>Sept. 1, 2017</b> vs. <b>Costa Rica</b><sup>A</sup> <b>@ Harrison, N.J.: 0-2</b> Howard Zusi (Morris) Cameron Ream Villañafa (Dempsey) Pulisic (Arriola) Howard Bradley (c) F. Johnson B. Wood Altdiore</p>
--------------------------------------------------------------------------------------------------------------------------------------------------------------------------------------------------------------------------------------------------------------------------------	------------------------------------------------------------------------------------------------------------------------------------------------------------------------------------------------------------------------------------------------------------------------------------------	--------------------------------------------------------------------------------------------------------------------------------------------------------------------------------------------------------------------------------------------------------------------------------------	--------------------------------------------------------------------------------------------------------------------------------------------------------------------------------------------------------------------------------------------------------------------------	---------------------------------------------------------------------------------------------------------------------------------------------------------------------------------------------------------------------------------------------------------------------------	-----------------------------------------------------------------------------------------------------------------------------------------------------------------------------------------------------------------------------------------------------------------------

<p><b>July 26, 2017</b> vs. <b>Jamaica</b><sup>A</sup> <b>@ Santa Clara, Calif.: 2-1</b> Howard Zusi Gonzalez Besler Villañafa Arriola (Zardes) Acosta (Dempsey) Bradley (c) Nagbe (D. McCarty) Morris-1 Altdiore-1</p>	<p><b>July 22, 2017</b> vs. <b>Costa Rica</b><sup>A</sup> <b>@ Arlington, Texas: 2-0</b> Howard Zusi Gonzalez Besler Villañafa Arriola (Dempsey-1) Acosta (D. McCarty) Bradley (c) Nagbe Morris Altdiore-1 (Zardes)</p>	<p><b>July 19, 2017</b> vs. <b>El Salvador</b><sup>A</sup> <b>@ Philadelphia, Pa.: 2-0</b> Howard Lichaj-1 Hedges Gonzalez-1 Morrow; Nagbe (Pontius) Bradley (c) Arriola (Morris) Zardes (Acosta) Dempsey Altdiore</p>	<p><b>July 15, 2017</b> vs. <b>Nicaragua</b><sup>A</sup> <b>@ Cleveland, Ohio: 3-0</b> Hamid Zusi Miazga-1 Besler Villañafa D. McCarty Pontius Bedoya (c) Corona-1 (Morris) Rowe-1 (Arriola) Dwyer (Agudelo)</p>	<p><b>July 12, 2017</b> vs. <b>Martinique</b><sup>A</sup> <b>@ Tampa, Fla.: 3-2</b> Guzan (c) Lichaj Gonzalez-1 Hedges Morrow Arriola (Pontius) Roldan Acosta (Bedoya) Zardes Agudelo (D. McCarty) Morris-2</p>	<p><b>July 8, 2017</b> vs. <b>Panama</b><sup>A</sup> <b>@ Nashville, Tenn.: 1-1</b> Guzan Zusi Gonzalez Besler Villañafa D. McCarty Acosta Bedoya (c) (Morris) Corona (Agudelo) Rowe (Zardes) Dwyer-1</p>
-----------------------------------------------------------------------------------------------------------------------------------------------------------------------------------------------------------------------------------------------------------------------------	-----------------------------------------------------------------------------------------------------------------------------------------------------------------------------------------------------------------------------------------------------------------------------	----------------------------------------------------------------------------------------------------------------------------------------------------------------------------------------------------------------------------------------------------------------------------	----------------------------------------------------------------------------------------------------------------------------------------------------------------------------------------------------------------------------------------------------------------------	---------------------------------------------------------------------------------------------------------------------------------------------------------------------------------------------------------------------------------------------------------------------	---------------------------------------------------------------------------------------------------------------------------------------------------------------------------------------------------------------------------------------------------------------

<p><b>July 1, 2017</b> vs. <b>Ghana</b><sup>A</sup> <b>@ E. Hartford, Conn.: 2-1</b> Guzan (c) Zusi Hedges Besler Villañafa (Gonzalez) Acosta-1 D. McCarty Arriola (Bedoya) Corona (Saief) Rowe (Zardes) Dwyer-1 (Morris)</p>	<p><b>June 11, 2017</b> vs. <b>Mexico</b><sup>A</sup> <b>@ Mexico City, Mexico: 1-1</b> Guzan Yedin Gonzalez Cameron Villañafa Beasley Arriola (Nagbe) Acosta Bradley-1 (c) Pulisic (Zusi) B. Wood (Altdiore)</p>	<p><b>June 9, 2017</b> vs. <b>Trinidad &amp; Tobago</b><sup>A</sup> <b>@ Commerce City, Colo.: 2-0</b> Howard Yedin Cameron Brooks Villañafa Bradley (c) F. Johnson (Bedoya) Pulisic-2 Nagbe Dempsey (Acosta) Altdiore (B. Wood)</p>	<p><b>June 3, 2017</b> vs. <b>Venezuela</b><sup>A</sup> <b>@ Sandy, Utah: 1-1</b> Howard Yedin (Zusi) Cameron (Gonzalez) Brooks (Hedges) Villañafa Nagbe (Morris) Pulisic-1 Bradley (c) F. Johnson (Ream) Dempsey (Acosta) B. Wood</p>	<p><b>March 28, 2017</b> vs. <b>Honduras</b><sup>A</sup> <b>@ Panama City, Panama: 1-1</b> Howard Zusi Gonzalez Ream Villañafa Pulisic Bradley (c) Jones (Acosta) Nagbe (Bedoya) Dempsey-1 Altdiore (Arriola)</p>	<p><b>March 24, 2017</b> vs. <b>Honduras</b><sup>A</sup> <b>@ San Jose, Calif.: 6-0</b> Howard Cameron (Zusi) Gonzalez Brooks (Ream) Villañafa Lietget-1 (Bedoya) Bradley-1 (c) Pulisic-1 Nagbe Dempsey-3 Altdiore</p>
-----------------------------------------------------------------------------------------------------------------------------------------------------------------------------------------------------------------------------------------------------------------------------------	-----------------------------------------------------------------------------------------------------------------------------------------------------------------------------------------------------------------------------------------------------------------------	------------------------------------------------------------------------------------------------------------------------------------------------------------------------------------------------------------------------------------------------------------------------------------------	--------------------------------------------------------------------------------------------------------------------------------------------------------------------------------------------------------------------------------------------------------------------------------------------	-----------------------------------------------------------------------------------------------------------------------------------------------------------------------------------------------------------------------------------------------------------------------	----------------------------------------------------------------------------------------------------------------------------------------------------------------------------------------------------------------------------------------------------------------------------

<p><b>Feb. 3, 2017</b> vs. <b>Jamaica</b><sup>A</sup> <b>@ Chattanooga, Tenn.: 1-0</b> Robles (Bingham) Zusi (c) (Evans) Birnbaum Zimmerman Villañafa (Beasley) D. McCarty (Nagbe) Pontius (Bedoya) Feilhaber (Bradley) Lietget Morris-1 Agudelo</p>	<p><b>Jan. 29, 2017</b> vs. <b>Serbia</b> <b>@ San Diego, Calif.: 0-0</b> Rimando Zusi Birnbaum Marshall Garza (Villañafa) Bradley (c) Jones (Lietget) Bedoya (Pontius) Kijestjan (Feilhaber) Nagbe (Agudelo) Altdiore (Morris)</p>	<p><b>Nov. 15, 2016</b> vs. <b>Costa Rica</b><sup>*</sup> <b>@ San Jose, Costa Rica: 0-4</b> Guzan Chandler Gonzalez Brooks Besler F. Johnson (Zusi) Bradley (c) Jones (Kijestjan) Pulisic (Gooch) Altdiore B. Wood</p>	<p><b>Nov. 11, 2016</b> vs. <b>Mexico</b><sup>*</sup> <b>@ Columbus, Ohio: 1-2</b> Howard (Guzan) Chandler (Yedin) Gonzalez Brooks Besler (Orozco) F. Johnson Bradley (c) Jones Pulisic Altdiore B. Wood-1</p>	<p><b>Oct. 11, 2016</b> vs. <b>New Zealand</b> <b>@ Washington, D.C.: 1-1</b> Yarbrough (Bingham) Orozco Gonzalez Besler Acosta (Gooch) Kitchen (D. Williams) Kijestjan Bradley (c) Green-1 Altdiore (Boyd) Green-1 (Agudelo)</p>	<p><b>Oct. 7, 2016</b> vs. <b>Cuba</b> <b>@ Havana, Cuba: 2-0</b> Horvath Yedin (Chandler) Cameron Brooks (Birnbaum) F. Johnson Pulisic (Wondolowski-1) Bradley (c) Kijestjan (D. Williams) Green-1 Altdiore (Arriola) B. Wood (Morris)</p>
----------------------------------------------------------------------------------------------------------------------------------------------------------------------------------------------------------------------------------------------------------------------------------------------------------	-----------------------------------------------------------------------------------------------------------------------------------------------------------------------------------------------------------------------------------------------------------------------------------------	-----------------------------------------------------------------------------------------------------------------------------------------------------------------------------------------------------------------------------------------------------------------------------	--------------------------------------------------------------------------------------------------------------------------------------------------------------------------------------------------------------------------------------------------------------------	---------------------------------------------------------------------------------------------------------------------------------------------------------------------------------------------------------------------------------------------------------------------------------------	-------------------------------------------------------------------------------------------------------------------------------------------------------------------------------------------------------------------------------------------------------------------------------------------------

<b>Sept. 6 2016</b> <b>vs. Trinidad &amp; Tobago *</b> <b>@ Jacksonville, Fla.: 4-0</b> Howard Cameron Birnbaum Gonzalez F. Johnson Bedoya (Arriola-1) Bradley (c) Kljestan-1 (Stanko) Pulisic B. Wood (Morris) Altidore-2	<b>Sept. 2, 2016</b> <b>vs. St. Vincent and the Gren. *</b> <b>@ Kingstown, St. Vincent: 6-0</b> Guzan Yedlin Cameron Besler-1 Acosta Zusi Beckerman Bedoya (Kljestan-1) F. Johnson (Pulisic-2) Altidore-1 (c) (Morris) B. Wood-1	<b>June 25, 2016</b> <b>vs. Colombia @</b> <b>@ Glendale, Ariz.: 0-1</b> Howard Yedlin Cameron Besler Orozco Bradley (c) (Nagbe) Jones Bedoya (Pulisic) Zardes Dempsey B. Wood	<b>June 21, 2016</b> <b>vs. Argentina @</b> <b>@Houston, Texas: 0-4</b> Guzan Yedlin Cameron Brooks Besler F. Johnson Zusi Bradley (c) Beckerman (Birnbaum) Zardes Dempsey (Nagbe) Wondolowski (Pulisic)	<b>June 16, 2016</b> <b>vs. Ecuador @</b> <b>@ Seattle, Wash.: 2-1</b> Guzan F. Johnson Cameron Brooks Besler Bedoya (Zusi) Bradley (c) Jones Zardes-1 (Birnbaum) Dempsey-1 (Beckerman) B. Wood	<b>June 11, 2016</b> <b>vs. Paraguay @</b> <b>@ Philadelphia, Pa.: 1-0</b> Guzan Yedlin Cameron Brooks F. Johnson Bedoya (Zusi) Bradley (c) Jones Zardes Dempsey-1 (Orozco) B. Wood (Beckerman)
<b>June 7, 2016</b> <b>vs. Costa Rica @</b> <b>@ Chicago, Ill.: 4-0</b> Guzan Yedlin Cameron Brooks F. Johnson Bedoya (Beckerman) Bradley (c) Jones-1 Zardes Dempsey-1 (Wondolowski) B. Wood-1 (Zusi-1)	<b>June 3, 2016</b> <b>vs. Colombia @</b> <b>@ Santa Clara, Calif.: 0-2</b> Guzan Yedlin Cameron Brooks F. Johnson Bedoya (Zusi) Bradley (c) Jones (Nagbe) Zardes Dempsey B. Wood (Pulisic)	<b>May 28, 2016</b> <b>vs. Bolivia</b> <b>@ Kansas City, Kan.: 4-0</b> Guzan Orozco Cameron Brooks-1 Besler (F. Johnson) Bedoya (Nagbe) Bradley (c) (Zusi) Jones Zardes-2 (Pulisic-1) Dempsey (Wondolowski) B. Wood	<b>May 25, 2016</b> <b>vs. Ecuador</b> <b>@ Bayamon, Puerto Rico: 1-0</b> Guzan Yedlin Yedlin Birnbaum Brooks (Besler) F. Johnson Beckerman (Nagbe-1) Zusi (Orozco) Jones (Bedoya) Bradley (c) Zardes (B. Wood) Dempsey (Pulisic)	<b>May 22, 2016</b> <b>vs. Puerto Rico</b> <b>@ Frito, Puerto Rico: 3-1</b> Guzan (Howard) Yedlin Orozco Brooks (Miazga) Ream-1 (Green) Zusi-1 (Pulisic) D. Williams Bedoya (c) (Licha) Morales B. Wood-1 (Picault) Arriola-1	<b>March 29, 2016</b> <b>vs. Guatemala *</b> <b>@ Columbus, Ohio: 4-0</b> Guzan Yedlin Birnbaum Cameron-1 Castillo Zusi-1 (Pulisic) Beckerman Bradley (c) B. Wood (Altidore-1) Dempsey-1 Zardes (Finlay)
<b>March 25, 2016</b> <b>vs. Guatemala *</b> <b>@ Guatemala City, Guat.: 0-2</b> Howard Cameron Gonzalez (Altidore) Orozco (Zardes) Castillo Yedlin Bradley (c) Diskerud (Nagbe) Bedoya Dempsey B. Wood	<b>Feb. 5, 2016</b> <b>vs. Canada</b> <b>@ Carson, Calif.: 1-0</b> Bingham Birnbaum Jones Besler Acosta (Vincent) Zardes (Kiesewetter) Bradley (c) Diskerud (Trapp) Nguyen (Nagbe) Morris (Finlay) Altidore-1 (Kitchen)	<b>Jan. 31, 2016</b> <b>vs. Iceland</b> <b>@ Carson, Calif.: 3-2</b> Robles Evans (Birnbaum-1) Orozco-1 Besler Acosta Bradley (c) Jones (Tchani) Finlay (Nagbe) Nguyen Zardes (Kiesewetter) Altidore-1 (Morris)	<b>Nov. 17, 2015</b> <b>vs. Trinidad &amp; Tobago *</b> <b>@ Port of Spain, T&amp;T: 0-0</b> Howard Orozco Cameron Besler Ream (Nagbe) Yedlin Jones Bradley (c) F. Johnson Zardes (B. Wood) Altidore	<b>Nov. 13, 2015</b> <b>vs. St. Vincent &amp; The Gren. *</b> <b>@ St. Louis, Mo.: 6-1</b> Guzan Yedlin Cameron-1 (Miazga) Besler Ream Zardes-1 Jones Bradley (c) F. Johnson-1 (Nagbe) B. Wood-1 (Morris) Altidore-2	<b>Oct. 13, 2015</b> <b>vs. Costa Rica</b> <b>@ Harrison, N.J.: 0-1</b> Howard Evans Cameron (Alvarado) Orozco Ream (Spector) Yedlin D. Williams Jones (Diskerud) Shea (Nguyen) Zardes (Wooten) Altidore (c) (B. Wood)
<b>Oct. 10, 2015</b> <b>vs. Mexico *</b> <b>@ Pasadena, Calif.: 2-3 (OT)</b> Guzan F. Johnson (Evans) Cameron-1 Besler Beasley Zardes (Yedlin) Beckerman Bradley (c) Jones Dempsey Altidore (B. Wood-1)	<b>Sept. 2, 2015</b> <b>vs. Brazil</b> <b>@ Foxborough, Mass.: 1-4</b> Cameron (Spector) Orozco Alvarado Ream Jones (Diskerud) Bedoya (D. Williams-1) Yedlin Bradley (c) (Johannsson) Zardes (B. Wood) Altidore (Morris)	<b>Sept. 4, 2015</b> <b>vs. Peru</b> <b>@ Washington, D.C.: 2-1</b> Guzan Orozco (Cameron) Gonzalez (Alvarado) Brooks (Besler) Ream Yedlin Bedoya (Diskerud) Jones (D. Williams) Zardes Altidore-2 (c) B. Wood (Johannsson)	<b>July 25, 2015</b> <b>vs. Panama ^</b> <b>@ Chester, Pa.: 1-1 (2-3 pks)</b> Guzan Chandler Gonzalez (Beasley) Brooks Ream Zusi (Yedlin) Corona Bradley (c) F. Johnson Johannsson Wondolowski (Dempsey-1)	<b>July 22, 2015</b> <b>vs. Jamaica ^</b> <b>@ Atlanta, Ga.: 1-2</b> Guzan Evans Alvarado Brooks F. Johnson Beckerman (Diskerud) Bradley-1 (c) Zardes Dempsey Bedoya (Yedlin) Johannsson (Gordon)	<b>July 18, 2015</b> <b>vs. Cuba ^</b> <b>@ Baltimore, Md.: 6-0</b> Guzan Chandler (Evans) Gonzalez-1 Alvarado F. Johnson (Yedlin) Beckerman (Corona) Zardes-1 Bedoya Bradley (c) Johannsson-1 Dempsey-3
<b>July 13, 2015</b> <b>vs. Panama ^</b> <b>@ Kansas City, Kan.: 1-1</b> Guzan Chandler Alvarado Brooks F. Johnson Beckerman Bedoya (Johannsson) Morales (Yedlin) Bradley-1 (c) Wondolowski (Dempsey) Zardes	<b>July 10, 2015</b> <b>vs. Haiti ^</b> <b>@ Foxborough, Mass.: 1-0</b> Guzan Evans Gonzalez Ream Garza (F. Johnson) Zusi Bradley (c) Diskerud Dempsey-1 Johannsson (Beckerman) Altidore (Zardes)	<b>July 7, 2015</b> <b>vs. Honduras ^</b> <b>@ Frisco, Texas: 2-1</b> Guzan Chandler (Evans) Gonzalez Brooks F. Johnson Beckerman Yedlin Zardes (Zusi) Bradley (c) Dempsey-2 Altidore (Wondolowski)	<b>July 3, 2015</b> <b>vs. Guatemala</b> <b>@ Nashville, Tenn.: 4-0 (OG)</b> Guzan Chandler-1 Gonzalez (Alvarado) Brooks (Ream) F. Johnson (Garza) Yedlin Diskerud (Morales) Bradley (c) Zusi (Zardes) Dempsey-1 Altidore (Wondolowski-1)	<b>June 10, 2015</b> <b>vs. Germany</b> <b>@ Cologne, Germany: 2-1</b> Guzan Chandler Alvarado Brooks F. Johnson (Evans) D. Williams (Beckerman) Zardes (B. Wood-1) Diskerud-1 (Morales) Bradley (c) Johannsson (Morris) Agudelo (Yedlin)	<b>June 5, 2015</b> <b>vs. Netherlands</b> <b>@ Amsterdam, Netherlands: 4-3</b> Guzan Chandler Alvarado (Orozco) Brooks-1 Shea (Yedlin) Bradley (c) Beckerman (D. Williams-1) Morales (Diskerud) F. Johnson Johannsson (B. Wood-1) Zardes-1 (Morris)
<b>April 15, 2015</b> <b>vs. Mexico</b> <b>@ San Antonio, Texas: 2-0</b> Rimando (Yarbrough) Yedlin Gonzalez Alvarado Garza (Shea) Beckerman (Kitchen) Diskerud (Evans) Corona (Ibarra) Bradley (c) Zardes Morris-1 (Agudelo-1)	<b>March 31, 2015</b> <b>vs. Switzerland</b> <b>@ Zurich, Switzerland: 1-1</b> Rimando (Yarbrough) Chandler Orozco (Alvarado) Brooks Shea-1 D. Williams Bedoya (Yedlin) Morales (Ream) Bradley (c) Zardes (Morris) Altidore	<b>March 25, 2015</b> <b>vs. Denmark</b> <b>@ Aarhus, Denmark: 2-3</b> Rimando Chandler Orozco (Alvarado) Brooks Shea Zardes (Yedlin) Bedoya (Morales) Bradley (c) F. Johnson (Shea) Altidore-1 Johannsson-1 (Rubin)	<b>Feb. 8, 2015</b> <b>vs. Switzerland</b> <b>@ Carson, Calif.: 2-0</b> Rimando (S. Johnson) Yedlin (Hedges) J. Jones Besler Shea Zardes Diskerud (Kitchen) Bradley-1 Ibarra (Nguyen) Dempsey (c) (1) (Gil) Altidore (Wondolowski)	<b>Jan. 28, 2015</b> <b>vs. Rancagua: 2-3</b> Rimando Birnbaum J. Jones Besler Diskerud (Trapp) Bradley Dempsey (c) (Zardes) B. Wood (Nguyen) Altidore-1 (Wondolowski)	<b>Nov. 18, 2014</b> <b>vs. Republic of Ireland</b> <b>@ Dublin, Ireland: 1-4</b> Hamid F. Johnson Cameron Besler Diskerud (Morris) Beckerman (Ream) Bedoya Diskerud-1 (Rubin) Morales (Garza) Wondolowski (B. Wood) Altidore (c)
<b>Nov. 14, 2014</b> <b>n Colombia</b> <b>@ London, England: 1-2</b> Guzan Yedlin (Green) J. Jones Brooks Garza (Beasley) Beckerman Bedoya (Morales) Diskerud (Nguyen) F. Johnson Altidore-1 (c) Rubin (B. Wood)	<b>Oct. 14, 2014</b> <b>vs. Honduras</b> <b>@ Boca Raton, Fla.: 1-1</b> Rimando Chandler J. Jones Besler (Ream) Garza Zusi (Yedlin) Diskerud (Ibarra) Bradley (Morales) Bedoya (Corona) Dempsey (c) (B. Wood) Altidore-1	<b>Oct. 10, 2014</b> <b>vs. Ecuador</b> <b>@ East Hartford, Conn.: 1-1</b> Guzan Chandler Orozco (Gonzalez) Brooks (Ream) Garza Yedlin Bedoya (Morales) Diskerud-1 J. Gyau (B. Wood) Donovan (c) (Corona) Altidore (Wondolowski)	<b>Sept. 3, 2014</b> <b>vs. Czech Republic</b> <b>@ Prague, Czech Rep.: 1-0</b> Guzan (Rimando) F. Johnson Orozco (Ream) Brooks Chandler (Garza) Bedoya-1 (Hyndman) Corona (Shea) Diskerud (Morales) J. Gyau Altidore (c) Green	<b>July 1, 2014</b> <b>n Belgium**</b> <b>@ Salvador, Brazil: 1-2 OT</b> Howard F. Johnson (Yedlin) Gonzalez Besler Beasley Cameron Bradley J. Jones Bedoya (Green-1) Dempsey (c) Zusi (Wondolowski)	<b>June 26, 2014</b> <b>n Germany**</b> <b>@ Recife, Brazil: 0-1</b> Howard F. Johnson Gonzalez Besler Beasley Beckerman J. Jones B. Davis Bradley Zusi (Yedlin) Dempsey (c)

<b>June 22, 2014</b> <b>n Portugal</b> * @ Manaus, Brazil: 2-2 Howard F. Johnson Cameron Besler Beasley Beckerman J. Jones-1 Bedoya (Yedlin) Bradley Zusi (Gonzalez) Dempsey-1 (c) (Wondolowski)	<b>June 16, 2014</b> <b>n Ghana</b> * * @ Natal, Brazil: 2-1 Howard F. Johnson Cameron Besler (Brooks-1) Beasley Bedoya (Zusi) Beckerman J. Jones Bradley Dempsey-1 (c) Altidore (Johannsson)	<b>June 7, 2014</b> <b>n Uruguay</b> @ Jacksonville, Fla.: 2-1 Howard F. Johnson Besler Cameron Beasley (Chandler) Bedoya (Zusi) Beckerman (Diskerud) J. Jones Bradley Dempsey (c) (Wondolowski) Altidore-2 (Gonzalez)	<b>June 1, 2014</b> <b>vs. Turkey</b> @ Harrison, N.J.: 2-1 Howard (Guzan) F. Johnson-1 (Yedlin) Cameron Besler (Brooks) Beasley (Chandler) Zusi (Diskerud) J. Jones (Beckerman) Bradley B. Davis (Green) Altidore Dempsey-1 (c)	<b>May 27, 2014</b> <b>vs. Azerbaijan</b> @ San Francisco, Calif.: 2-0 Howard (c) F. Johnson (Yedlin) Cameron (Gonzalez) Besler Beasley (Chandler) Zusi (B. Davis) J. Jones Bradley Bedoya (Diskerud-1) Altidore Wondolowski (Johannsson-1)	<b>April 2, 2014</b> <b>vs. Mexico</b> @ Glendale, Ariz.: 2-2 Rimando Beltran (Yedlin) Gonzalez Besler (Goodson) Parkhurst Beckerman (Edu) Zusi (Donovan) B. Davis (Green) Bradley-1 Wondolowski-1 (E. Johnson) Dempsey (c)
-----------------------------------------------------------------------------------------------------------------------------------------------------------------------------------------------------------------------------------------	--------------------------------------------------------------------------------------------------------------------------------------------------------------------------------------------------------------------------------------	---------------------------------------------------------------------------------------------------------------------------------------------------------------------------------------------------------------------------------------------------------------	-------------------------------------------------------------------------------------------------------------------------------------------------------------------------------------------------------------------------------------------------------------------------	------------------------------------------------------------------------------------------------------------------------------------------------------------------------------------------------------------------------------------------------------------------------------------	--------------------------------------------------------------------------------------------------------------------------------------------------------------------------------------------------------------------------------------------------------------------

<b>March 5, 2014</b> <b>n Ukraine</b> @ Larnaca, Cyprus: 0-2 Howard Onyew Brooks Castillo (Shea) Bedoya J. Jones (D. Williams) Dempsey (c) Kljestan (Johannsson) F. Johnson Altidore (Agudelo)	<b>Feb. 1, 2014</b> <b>vs. Korea Republic</b> @ Carson, Calif.: 2-0 Rimando Evans (Yedlin) Besler (Goodson) Gonzalez Parkhurst Beckerman Diskerud (Feilhaber) Donovan (c) Alexander B. Davis (Gil) Wondolowski-2 (E. Johnson)	<b>Nov. 19, 2013</b> <b>vs. Austria</b> @ Vienna, Austria: 0-1 Howard (c) Cameron (Lichaj) Gonzalez Brooks Beasley (Wondolowski) Bradley J. Jones (Boyd) Bedoya (Kljestan) Johannsson (Diskerud) Shea (E. Johnson) Altidore	<b>Nov. 15, 2013</b> <b>vs. Scotland</b> @ Glasgow, Scotland: 0-0 Howard (c) Guzan Evans (Lichaj) Gonzalez Cameron Beasley Bradley J. Jones (Diskerud) Bedoya (Wondolowski) Zusi (Johannsson) E. Johnson (Shea) Altidore (Boyd)	<b>Oct. 15, 2013</b> <b>vs. Panama *</b> @ Panama City, Pan.: 3-2 Guzan Evans (B. Davis) Goodson Orozco-1 Castillo Bedoya Beckerman Kljestan Diskerud (Johannsson-1) Zusi-1 Altidore (c) (Boyd)	<b>Oct. 11, 2013</b> <b>vs. Jamaica *</b> @ Kansas City, Kan.: 2-0 Howard (c) Evans Cameron Besler Beasley (Castillo) Bedoya Diskerud J. Jones Dempsey (Zusi-1) Johannsson (Kljestan) Altidore-1
------------------------------------------------------------------------------------------------------------------------------------------------------------------------------------------------------------------------------------	----------------------------------------------------------------------------------------------------------------------------------------------------------------------------------------------------------------------------------------------------------------------	--------------------------------------------------------------------------------------------------------------------------------------------------------------------------------------------------------------------------------------------------------------------	---------------------------------------------------------------------------------------------------------------------------------------------------------------------------------------------------------------------------------------------------------------------------	----------------------------------------------------------------------------------------------------------------------------------------------------------------------------------------------------------------------------------------	-----------------------------------------------------------------------------------------------------------------------------------------------------------------------------------------------------------------------------------------

<b>Sept. 10, 2013</b> <b>vs. Mexico *</b> @ Columbus, Ohio: 2-0 Howard F. Johnson (Parkhurst) Goodson Gonzalez Beasley J. Jones Beckerman Bedoya (Zusi) Dempsey (c) Donovan-1 E. Johnson-1 (Diskerud)	<b>Sept. 6, 2013</b> <b>vs. Costa Rica *</b> @ San Jose, Costa Rica: 1-3 Howard Orozco Gonzalez Beasley Cameron J. Jones Zusi (E. Johnson) Donovan F. Johnson (Altidore) Dempsey-1 (c) (Johannsson)	<b>Aug. 14, 2013</b> <b>vs. Bosnia-Herzegovina</b> @ Sarajevo, Bosnia: 4-3 Howard (c) Evans (B. Wood) Cameron Brooks F. Johnson (Parkhurst) Bradley J. Jones (Kljestan) Bedoya (Corona) Diskerud (Castillo) E. Johnson-1 (Johannsson) Altidore-3	<b>July 28, 2013</b> <b>vs. Panama *</b> @ Chicago: 1-0 Rimando Parkhurst Besler Goodson Beasley (c) Beckerman Holden (Diskerud) Bedoya (Gonzalez) Donovan Corona (Shea-1) E. Johnson	<b>July 24, 2013</b> <b>vs. Honduras *</b> @ Dallas: 3-1 Rimando Parkhurst Besler Goodson Beasley (c) Beckerman (Diskerud) Holden Bedoya Donovan-2 (Wondolowski) Torres (Shea) E. Johnson-1	<b>July 21, 2013</b> <b>vs. El Salvador *</b> @ Baltimore: 5-1 Rimando Parkhurst Besler Goodson-1 Beasley (c) Beckerman Diskerud-1 Corona-1 Torres (Shea) Donovan-1 Wondolowski (E. Johnson-1)
----------------------------------------------------------------------------------------------------------------------------------------------------------------------------------------------------------------------------------------------	-----------------------------------------------------------------------------------------------------------------------------------------------------------------------------------------------------------------------------------------	-----------------------------------------------------------------------------------------------------------------------------------------------------------------------------------------------------------------------------------------------------------------------------------------	------------------------------------------------------------------------------------------------------------------------------------------------------------------------------------------------------------------------------	------------------------------------------------------------------------------------------------------------------------------------------------------------------------------------------------------------------------------------	---------------------------------------------------------------------------------------------------------------------------------------------------------------------------------------------------------------------------------------

<b>July 16, 2013</b> <b>vs. Costa Rica *</b> @ Hartford, Conn.: 1-0 S. Johnson Parkhurst Goodson Orozco Beasley (c) Holden Diskerud Bedoya (Corona) Donovan Torres (Shea-1) Wondolowski (Gomez)	<b>July 13, 2013</b> <b>vs. Cuba *</b> @ Sandy, Utah: 4-1 Rimando Beltran Onyew (c) Orozco Castillo Beckerman Corona-1 Holden (Diskerud) Shea (Torres) Gomez (Wondolowski-2)	<b>July 9, 2013</b> <b>vs. Belize *</b> @ Portland, Ore.: 6-1 Rimando Parkhurst Orozco-1 Goodson-1 Beasley (c) Beckerman (Holden-1) Corona (Bedoya) Diskerud Torres (Shea) Castillo (Shea) Gomez-1 (Wondolowski-1)	<b>July 5, 2013</b> <b>vs. Guatemala</b> @ San Diego: 6-0 Rimando Parkhurst Onyew Goodson-1 Beasley (c) Beckerman (Diskerud) Torres (Holden) Donovan-2 (Bruin) Corona (Bedoya-1) Castillo (Shea) Gomez-1 (Wondolowski-1)	<b>June 18, 2013</b> <b>vs. Honduras *</b> @ Sandy, Utah: 1-0 Howard Evans Gonzalez Besler F. Johnson Bradley J. Jones (Cameron) Zusi (B. Davis) Dempsey (c) E. Johnson (Castillo) Altidore-1	<b>June 11, 2013</b> <b>vs. Panama *</b> @ Seattle: 2-0 Howard Evans Gonzalez Besler Beasley Bradley Cameron E. Johnson-1 (Corona) Dempsey (c) F. Johnson (B. Davis) Altidore-1 (Holden)
----------------------------------------------------------------------------------------------------------------------------------------------------------------------------------------------------------------------------------------	------------------------------------------------------------------------------------------------------------------------------------------------------------------------------------------------------------------	-----------------------------------------------------------------------------------------------------------------------------------------------------------------------------------------------------------------------------------------------------------	-----------------------------------------------------------------------------------------------------------------------------------------------------------------------------------------------------------------------------------------------------------------	--------------------------------------------------------------------------------------------------------------------------------------------------------------------------------------------------------------------------------------	---------------------------------------------------------------------------------------------------------------------------------------------------------------------------------------------------------------------------------

<b>June 7, 2013</b> <b>vs. Jamaica *</b> @ Kingston, Jamaica: 2-1 Howard Evans-1 Gonzalez Besler Beasley J. Jones (Cameron) Bradley Zusi Dempsey (c) F. Johnson (Castillo) Altidore-1 (E. Johnson)	<b>June 2, 2013</b> <b>vs. Germany</b> @ Washington, D.C.: 4-3 (OG) Howard Evans Gonzalez Besler Beasley (Castillo) J. Jones Bradley Zusi (E. Johnson) F. Johnson (B. Davis) Dempsey-2 (c) Altidore-1 (Boyd)	<b>May 29, 2013</b> <b>vs. Belgium</b> @ Cleveland, Ohio: 2-4 Howard (Guzan) Cameron-1 Gonzalez Goodson (Besler) Beasley J. Jones Kljestan (Holden) Zusi (Evans) B. Davis (Boyd) Dempsey-1 (c) Altidore (E. Johnson)	<b>March 26, 2013</b> <b>vs. Mexico *</b> @ Mexico City, Mex.: 0-0 Guzan Cameron Gonzalez Besler Beasley Bradley Edu Zusi (Shea) Dempsey (c) Gomez (B. Davis) Altidore (E. Johnson)	<b>March 22, 2013</b> <b>vs. Costa Rica *</b> @ Commerce City, Colo.: 1-0 Guzan Cameron Gonzalez Goodson Beasley J. Jones (Edu) Bradley Zusi (E. Johnson) Dempsey-1 (c) Gomez (Beckerman) Altidore	<b>Feb. 6, 2013</b> <b>vs. Honduras *</b> @ San Pedro Sula: 1-2 Howard (c) Chandler Gonzalez Cameron F. Johnson D. Williams (Edu) J. Jones (Zusi) Bradley E. Johnson (Kljestan) Dempsey-1 Altidore
-------------------------------------------------------------------------------------------------------------------------------------------------------------------------------------------------------------------------------------------	-----------------------------------------------------------------------------------------------------------------------------------------------------------------------------------------------------------------------------------------------------	-------------------------------------------------------------------------------------------------------------------------------------------------------------------------------------------------------------------------------------------------------------	----------------------------------------------------------------------------------------------------------------------------------------------------------------------------------------------------------------------------	-------------------------------------------------------------------------------------------------------------------------------------------------------------------------------------------------------------------------------------------	-------------------------------------------------------------------------------------------------------------------------------------------------------------------------------------------------------------------------------------------

<b>Jan. 29, 2013</b> <b>vs. Canada</b> @ Houston, Texas: 0-0 S. Johnson Beltran (Feilhaber) Gonzalez Besler Morrow Beckerman (c) (Morales) Zusi (Agudelo) B. Davis (Bedoya) Evans Wondolowski (Gatt) E. Johnson (Bruin)	<b>Nov. 14, 2012</b> <b>vs. Russia</b> @ Krasnodar, Russia: 2-2 Howard Chandler Cameron (Diskerud-1) Bocanegra (c) (Goodson) F. Johnson D. Williams (Edu) J. Jones Bradley-1 Gatt (Agudelo) Altidore (Boyd) Gomez (Kljestan)	<b>Oct. 16, 2012</b> <b>vs. Guatemala *</b> @ Kansas City, Kan.: 3-1 Howard Cherundolo Cameron Bocanegra-1 (c) Parkhurst Zusi (Edu) D. Williams Bradley-1 E. Johnson (Corona) Dempsey-2 Gomez (Kljestan)	<b>Oct. 12, 2012</b> <b>vs. Antigua &amp; Barbuda *</b> @ North Sound, Antigua: 2-1 Howard Cherundolo Goodson Cameron Bocanegra (c) Zusi (Kljestan) D. Williams (J. Jones) Bradley E. Johnson-2 Dempsey Gomez (Gordon)	<b>Sept. 11, 2012</b> <b>vs. Jamaica *</b> @ Columbus, Ohio: 1-0 Howard Cherundolo Cameron Bocanegra (c) F. Johnson D. Williams Zusi (Shea) J. Jones Torres (Edu) Dempsey Gomez-1 (Altidore)	<b>Sept. 7, 2012</b> <b>vs. Jamaica *</b> @ Kingston, Jamaica: 1-2 Howard (c) Parkhurst Goodson Cameron F. Johnson J. Jones Beckerman (D. Williams) Edu (Shea) Dempsey-1 Altidore (Boyd) Gomez
----------------------------------------------------------------------------------------------------------------------------------------------------------------------------------------------------------------------------------------------------------------	---------------------------------------------------------------------------------------------------------------------------------------------------------------------------------------------------------------------------------------------------------------------	-------------------------------------------------------------------------------------------------------------------------------------------------------------------------------------------------------------------------------------------------	---------------------------------------------------------------------------------------------------------------------------------------------------------------------------------------------------------------------------------------------------------------	-------------------------------------------------------------------------------------------------------------------------------------------------------------------------------------------------------------------------------------	---------------------------------------------------------------------------------------------------------------------------------------------------------------------------------------------------------------------------------------

<b>Aug. 15, 2012</b> <b>vs. Mexico</b> @ Mexico City: 1-0 Howard (c) F. Johnson Cameron Edu Castillo (Orozco Fiscal-1) J. Jones (Corona) Beckerman D. Williams (Zusi) Torres (Boyd) Donovan (Beasley) Gomez (Shea)	<b>June 12, 2012</b> <b>vs. Guatemala *</b> @ Guatemala City: 1-1 Howard Cherundolo Goodson (Cameron) Bocanegra (c) F. Johnson Edu Bradley J. Jones Donovan (Beckerman) Dempsey-1 Gomez (Altidore)	<b>June 8, 2012</b> <b>vs. Antigua &amp; Barbuda *</b> @ Antigua, Fla.: 3-1 Howard Cherundolo Goodson Bocanegra-1 (c) Torres (Onyew) Edu Bradley J. Jones (Boyd) Donovan Dempsey-1 Gomez-1 (Altidore)	<b>June 3, 2012</b> <b>vs. Canada</b> @ Toronto, Canada: 0-0 Howard Cherundolo (Parkhurst) Goodson Bocanegra (c) (Onyew) Castillo Bradley Edu J. Jones Donovan (Edu) Torres (Altidore) Dempsey Gomez (Wondolowski)	<b>May 30, 2012</b> <b>vs. Brazil</b> @ Landover, Md.: 1-4 Howard Cherundolo (Parkhurst) Onyew Bocanegra (c) F. Johnson (Castillo) Edu J. Jones (Beckerman) Bradley-1 Edu (Boyd) Donovan Gomez-1 Torres (Dempsey)	<b>May 26, 2012</b> <b>vs. Scotland</b> @ Jacksonville, Fla.: 5-1 Howard (Guzan) Cherundolo Cameron Bocanegra (c) (Onyew) F. Johnson (Castillo) Edu (Beckerman) Bradley-1 J. Jones-1 Donovan-3 Boyd (Kljestan) Torres (Corona)
-----------------------------------------------------------------------------------------------------------------------------------------------------------------------------------------------------------------------------------------------------------	-------------------------------------------------------------------------------------------------------------------------------------------------------------------------------------------------------------------------------------------	----------------------------------------------------------------------------------------------------------------------------------------------------------------------------------------------------------------------------------------------	--------------------------------------------------------------------------------------------------------------------------------------------------------------------------------------------------------------------------------------------------------------	-------------------------------------------------------------------------------------------------------------------------------------------------------------------------------------------------------------------------------------------------------------	-----------------------------------------------------------------------------------------------------------------------------------------------------------------------------------------------------------------------------------------------------------------------

<b>Feb. 29, 2012</b> <b>vs. Italy</b> <b>@ Genoa, Italy: 1-0</b> Howard Cherundolo Goodson Bocanegra (c) F. Johnson (Spector) Bradley Edu D. Williams Dempsey-1 (Buddle) Shea (Kljestan) Altidore (Boyd)	<b>Jan. 25, 2012</b> <b>vs. Panama</b> <b>@ Panama City, Panama: 1-0</b> Rimando (S. Johnson) DeLaGarza Parkhurst Cameron Loyd (Pearce) Clark (Larentowicz) J. Jones (c) Wondolowski (Parke) Zusi-1 (Evans) Shea Bunbury (Sapong)	<b>Jan. 21, 2012</b> <b>vs. Venezuela</b> <b>@ Ljubljana, Slovenia: 3-2</b> Hamid DeLaGarza Parkhurst Cameron Pearce (Loyd) Larentowicz (Clark-1) J. Jones (c) Zusi (Sapong) Feilhaber (Wondolowski) Shea Bunbury (Evans)	<b>Nov. 15, 2011</b> <b>vs. Slovenia</b> <b>@ Ljubljana, Slovenia: 3-2</b> Howard Cherundolo Goodson Bocanegra (c) Chandler (D. Williams) Beckerman (J. Jones) Bradley (Rogers) F. Johnson (Shea) Dempsey-1 Altidore-1 Buddle-1 (Edu)	<b>Nov. 11, 2011</b> <b>vs. France</b> <b>@ Saint-Genis, France: 0-1</b> Howard Cherundolo Goodson Bocanegra (c) Chandler Edu (Buddle) Beckerman (J. Jones) Dempsey Shea (Beasley) D. Williams (F. Johnson) Altidore	<b>Oct. 11, 2011</b> <b>vs. Ecuador</b> <b>@ Harrison, N.J.: 0-1</b> Howard Cherundolo (Spector) Onyewu Bocanegra (c) (Ream) Chandler Beckerman D. Williams (Buddle) Edu (Bradley) Shea (Buddle) Dempsey Altidore (Agudelo)
<b>Oct. 8, 2011</b> <b>vs. Honduras</b> <b>@ Miami: 1-0</b> Howard Cherundolo Orozco Fiscal (Onyewu) Bocanegra (c) Chandler (Spector) Beckerman D. Williams (Beasley) Edu (Bradley) Shea Dempsey-1 Altidore (Agudelo)	<b>Sept. 6, 2011</b> <b>vs. Belgium</b> <b>@ Brussels: 0-1</b> Howard Cherundolo Goodson Bocanegra (c) Chandler Edu Dempsey Torres (Larentowicz) Goson (Beckerman) Altidore (Agudelo) Shea	<b>Sept. 2, 2011</b> <b>vs. Costa Rica</b> <b>@ Carson, Calif.: 0-1</b> Howard Chandler Orozco Fiscal Bocanegra (c) Castillo Edu Donovan Torres Larentowicz (Kljestan) Altidore (Agudelo) Shea	<b>Aug. 10, 2011</b> <b>vs. Mexico</b> <b>@ Philadelphia: 1-1</b> Howard Cherundolo Orozco Fiscal Bocanegra (c) Castillo Edu Beckerman Bradley (Rogers-1) J. Jones (Shea) Donovan Torres (Clark) Buddle (Agudelo)	<b>June 25, 2011</b> <b>vs. Mexico</b> <b>@ Pasadena, Calif.: 2-4</b> Howard Cherundolo (Bornstein) Goodson Bocanegra (c) Lichaj Bradley-1 J. Jones Bedoya (Agudelo) Adu (Kljestan) Dempsey Donovan-1	<b>June 22, 2011</b> <b>vs. Panama</b> <b>@ Houston, Texas: 1-0</b> Howard Cherundolo Goodson Bocanegra (c) Lichaj Bradley J. Jones Bedoya Kljestan (Donovan) Dempsey-1 Agudelo (Adu)
<b>June 19, 2011</b> <b>vs. Jamaica</b> <b>@ Washington, D.C.: 2-0</b> Howard Cherundolo Goodson Bocanegra (c) Lichaj Bradley J. Jones-1 (Edu) Bedoya (Donovan) Kljestan Dempsey-1 Altidore (Agudelo)	<b>June 14, 2011</b> <b>vs. Guatemala</b> <b>@ Kansas City, Kan.: 1-0</b> Howard Cherundolo Goodson Bocanegra (c) Lichaj Dempsey Bradley (Edu) J. Jones Donovan Altidore-1 (Kljestan) Wondolowski (Bedoya)	<b>June 11, 2011</b> <b>vs. Panama</b> <b>@ Tampa, Fla.: 1-2</b> Howard Cherundolo Goodson-1 (Wondolowski) Ream Bocanegra (c) Dempsey Bradley J. Jones (Kljestan) Donovan Altidore Agudelo (Bedoya)	<b>June 7, 2011</b> <b>vs. Canada</b> <b>@ Detroit, Mich.: 2-0</b> Howard Cherundolo Goodson Ream Bocanegra (c) Dempsey-1 Bradley J. Jones (Edu) Donovan Altidore-1 (Kljestan) Agudelo (Wondolowski)	<b>June 4, 2011</b> <b>vs. Spain</b> <b>@ Foxborough, Mass.: 0-4</b> Howard (c) Spector Onyewu (Goodson) Ream Lichaj Kljestan J. Jones (Bradley) Edu (Cherundolo) Rogers (Dempsey) Altidore (Wondolowski) Agudelo (Bedoya)	<b>March 29, 2011</b> <b>vs. Paraguay</b> <b>@ Nashville, Tenn.: 0-1</b> Howard (c) Hahnemann (Yeldell) Chandler (Spector) DeMerit (Bocanegra) Ream Bocanegra (Kljestan) Dempsey Edu (J. Jones) Bradley Donovan (c) Altidore (Lichaj) Agudelo
<b>March 26, 2011</b> <b>vs. Argentina</b> <b>@ E. Rutherford, N.J.: 1-1</b> Howard Spector (Chandler) DeMerit Onyewu Bocanegra (c) Bradley J. Jones (Agudelo-1) Edu Dempsey Donovan Altidore	<b>Jan. 22, 2011</b> <b>vs. Chile</b> <b>@ Carson, Calif.: 1-1</b> Rimando (S. Johnson) Franklin Ream Gonzalez (Wynne) Loyd (A. Wallace) Larentowicz D. McCarty (c) Bedoya (Alexander) Diskerd Shea (Agudelo) Wondolowski (Bunbury-1)	<b>Nov. 17, 2010</b> <b>vs. South Africa</b> <b>@ Cape Town, S. Africa: 1-0</b> Guzan (c) Lichaj Ream (Agbassoumonde) Rogers (Borchers) Bornstein (Spector) Pause Carroll Rogers (Agudelo-1) Gaven Holden (Diskerd) Findley (Bunbury)	<b>Oct. 12, 2010</b> <b>vs. Colombia</b> <b>@ Chester, Pa.: 0-0</b> Guzan Spector (Lichaj) Onyewu (c) (Parkhurst) Goodson Pearce Edu (E. Johnson) J. Jones Bradley Holden (Feilhaber) Altidore Bedoya (Diskerd) Shea (Dempsey)	<b>Oct. 9, 2010</b> <b>vs. Poland</b> <b>@ Chicago: 2-2</b> Howard Cherundolo Onyewu-1 Edu Bocanegra (c) J. Jones Bradley Holden Dempsey Feilhaber (Bedoya) Altidore-1	<b>Aug. 10, 2010</b> <b>vs. Brazil</b> <b>@ E. Rutherford, N.J.: 0-2</b> Howard (Guzan) Spector Gonzalez Bocanegra (c) (Goodson) Bornstein Bedoya (Gomez) Bradley Edu Feilhaber (Kljestan) Donovan (Findley) Buddle (Altidore)
<b>June 26, 2010</b> <b>vs. Ghana</b> <b>@ Rustenburg, S. Africa: 1-2 OT</b> Howard Cherundolo DeMerit Bocanegra (c) Bornstein Donovan-1 Bradley Clark (Edu) Dempsey Findley (Feilhaber) Altidore (Gomez)	<b>June 23, 2010</b> <b>vs. Algeria</b> <b>@ Pretoria, S. Africa: 1-0</b> Howard Cherundolo DeMerit Bocanegra (c) Bornstein (Beasley) Donovan-1 Bradley Edu (Buddle) Dempsey Gomez (Feilhaber) Altidore	<b>June 18, 2010</b> <b>vs. Slovenia</b> <b>@ Johannesburg: 2-2</b> Howard Cherundolo DeMerit Onyewu (Gomez) Bocanegra (c) Dempson Bradley-1 Torres (Edu) Donovan-1 Findley (Feilhaber) Altidore	<b>June 12, 2010</b> <b>vs. England</b> <b>@ Rustenburg, S. Africa: 1-1</b> Howard Cherundolo DeMerit Onyewu Bocanegra (c) Donovan Clark Bradley Dempsey-1 Findley (Buddle) Altidore (Holden)	<b>June 5, 2010</b> <b>vs. Australia</b> <b>@ Roodepoort, S. Africa: 3-1</b> Howard (Hahnemann) Cherundolo DeMerit Goodson (Onyewu) Bocanegra (c) (Bornstein) Donovan Clark Bradley Dempsey (Gomez-1) Findley Buddle-2 (Beasley)	<b>May 29, 2010</b> <b>vs. Turkey</b> <b>@ Philadelphia: 2-1</b> Howard Spector (Cherundolo) DeMerit Goodson (Onyewu) Bocanegra (c) (Bornstein) Donovan Bradley Clark (Torres) Feilhaber (Findley) Dempsey-1 Altidore-1 (Holden)
<b>May 25, 2010</b> <b>vs. Czech Republic</b> <b>@ Hartford, Conn.: 2-4</b> Guzan Cherundolo (c) Onyewu (Bedoya) Goodson Bornstein (Pearce) Holden Torres (Kljestan) Edu-1 Beasley (Rogers) E. Johnson (Ching) Buddle (Gomez-1)	<b>March 3, 2010</b> <b>vs. Netherlands</b> <b>@ Amsterdam: 1-2</b> Howard Spector DeMerit (Pearce) Bocanegra-1 (c) Bornstein (Goodson) Holden (Beasley) Torres (Edu) Bradley Donovan (E. Johnson) Altidore Findley (Bedoya)	<b>Feb. 24, 2010</b> <b>vs. El Salvador</b> <b>@ Tampa, Fla.: 2-1</b> Rimando Evans Goodson Bornstein (c) Pearce Rogers (Cameron) Kljestan-1 Beckerman (D. McCarty) B. Davis (Gaven) Findley (Cunningham) Casey (Ching-1)	<b>Jan. 23, 2010</b> <b>vs. Honduras</b> <b>@ Carson, Calif.: 1-3</b> Perkins Wynne Marshall (Pearce) Conrad (c) Bornstein Kljestan (Bedoya) Beckerman (Casey) Feilhaber (D. McCarty) Rogers (B. Davis) Cunningham (Goodson-1) Findley	<b>Nov. 18, 2009</b> <b>vs. Denmark</b> <b>@ Aarhus, Denmark: 1-3</b> Guzan Hejduk Spector (Conrad) Bocanegra (c) (Goodson) Bornstein Holden (Rogers) R. Clark Bradley (Castillo) Feilhaber Altidore (D. McCarty) Cunningham-1 (E. Johnson)	<b>Nov. 14, 2009</b> <b>vs. Slovakia</b> <b>@ Bratislava, Slovakia: 0-1</b> Guzan Cherundolo Spector Bocanegra (c) (Goodson) Bornstein Rogers (Kljestan) Bradley Feilhaber Dempsey (D. McCarty) Altidore (Cunningham) Casey (E. Johnson)
<b>Oct. 14, 2009</b> <b>vs. Costa Rica</b> <b>@ Washington, D.C.: 2-2</b> Howard Cherundolo Onyewu Bocanegra (c) Bornstein-1 Holden (Rogers) Feilhaber (Torres) Bradley-1 Donovan Altidore Casey (Cooper)	<b>Oct. 10, 2009</b> <b>vs. Honduras</b> <b>@ San Pedro Sula, Hond.: 3-2</b> Howard Spector Onyewu Bocanegra (c) Bornstein Holden (Cherundolo) R. Clark Bradley Donovan-1 Davies (Altidore) Casey-2 (Feilhaber)	<b>Sept. 9, 2009</b> <b>vs. Trinidad &amp; Tobago</b> <b>@ San Pedro Spain, Trin.: 1-0</b> Howard Spector Onyewu Bocanegra (c) Bornstein Holden (Rogers) R. Clark-1 Bradley Donovan Davies (Ching) Altidore (Feilhaber)	<b>Sept. 5, 2009</b> <b>vs. El Salvador</b> <b>@ Sandy, Utah: 2-1</b> Howard Spector Marshall Bocanegra (c) Bornstein Holden (Dempsey-1) Feilhaber (Beckerman) Bradley Donovan Davies (Holden) Altidore-1 (Torres)	<b>Aug. 12, 2009</b> <b>vs. Mexico</b> <b>@ Mexico City: 1-2</b> Howard Cherundolo Onyewu DeMerit Bocanegra (c) Dempsey-1 R. Clark (Holden) Bradley Donovan Davies-1 (Altidore) Ching (Feilhaber)	<b>July 26, 2009</b> <b>vs. Mexico</b> <b>@ E. Rutherford, N.J.: 0-5</b> Perkins Heaps Marshall Goodson Pearce Holden R. Clark (Holden) Puse (Quaranta) Beckerman (Cronin) Rogers Ching (c) Arnaud (Cooper)

<p><b>July 23, 2009</b> vs. Honduras <sup>^</sup> @ Chicago: 2-0</p> <p>Perkins Heaps Marshall Goodson-1 Pearce Holden Pause Beckerman Rogers (Quaranta) Ching (c) Arnaud (Cooper-1)</p>	<p><b>July 18, 2009</b> vs. Panama <sup>^</sup> @ Philadelphia, Pa.: 2-1 (ot)</p> <p>Perkins Heaps Marshall Conrad (c) (Goodson) Pearce Holden Pause Beckerman-1 Rogers (Evans) Ching Arnaud (Cooper-1)</p>	<p><b>July 12, 2009</b> vs. Haiti <sup>^</sup> @ Foxborough, Mass.: 2-2</p> <p>Robles Evans Conrad (c) Parkhurst Heaps Quaranta (Beckerman) Holden-1 Cronin C. Clark (Ching) Ching (c) (Davies) Arnaud-1</p>	<p><b>July 8, 2009</b> vs. Honduras <sup>^</sup> @ Washington, D.C.: 2-0</p> <p>Perkins Cherundolo (c) Marshall Parkhurst Heaps Pearce Quaranta-1 Pause (Feilhaber) Beckerman Rogers Ching (Cooper) Adu (Davies)</p>	<p><b>July 4, 2009</b> vs. Grenada <sup>^</sup> @ Seattle: 4-0</p> <p>Perkins Cherundolo (c) (Evans) Marshall Goodson (Parkhurst) Heaps Holden-1 Pause Beckerman Rogers-1 Ching (Arnaud) Adu-1</p>	<p><b>June 28, 2009</b> vs. Brazil # @ Johannesburg, S. Africa: 2-3</p> <p>Howard Spector Onyewu DeMerit Bocanegra (c) Donovan R. Clark Bradley Dempsey-1 (Borstein) Davies (Feilhaber) Altdiore-1 (Casey)</p>
------------------------------------------------------------------------------------------------------------------------------------------------------------------------------------------------------------------------------------------	-------------------------------------------------------------------------------------------------------------------------------------------------------------------------------------------------------------------------------------------------------------	--------------------------------------------------------------------------------------------------------------------------------------------------------------------------------------------------------------------------------------------------------------	--------------------------------------------------------------------------------------------------------------------------------------------------------------------------------------------------------------------------------------------------------------------------	----------------------------------------------------------------------------------------------------------------------------------------------------------------------------------------------------------------------------------------------------	----------------------------------------------------------------------------------------------------------------------------------------------------------------------------------------------------------------------------------------------------------------

<p><b>June 24, 2009</b> vs. Spain # @ Bloomington, S. Africa: 2-0</p> <p>Howard Spector Onyewu DeMerit Bocanegra (c) Donovan R. Clark Bradley Dempsey-1 (Borstein) Davies (Feilhaber) Altdiore-1 (Casey)</p>	<p><b>June 21, 2009</b> vs. Egypt # @ Rustenburg, S. Africa: 3-0</p> <p>Guzan Spector Onyewu DeMerit Borstein Donovan (c) R. Clark Bradley-1 Dempsey-1 Davies-1 (Casey) Altdiore (Feilhaber)</p>	<p><b>June 18, 2009</b> vs. Brazil # @ Pretoria, S. Africa: 0-3</p> <p>Howard Spector Onyewu DeMerit Borstein Bradley Kjestaan Donovan (c) Dempsey Beasley (Casey) Altdiore (Feilhaber)</p>	<p><b>June 15, 2009</b> vs. Italy # @ Pretoria, S. Africa: 1-3</p> <p>Howard Spector Onyewu DeMerit Borstein (Kjestaan) Feilhaber (Beasley) Bradley R. Clark Dempsey Donovan-1 (c) Altdiore (Davies)</p>	<p><b>June 6, 2009</b> vs. Honduras <sup>^</sup> @ Chicago: 2-1</p> <p>Howard Spector Onyewu Bocanegra-1 (c) (DeMerit) Borstein Dempsey Mastroeni (Feilhaber) R. Clark Donovan-1 Casey (Beasley) Altdiore</p>	<p><b>June 3, 2009</b> vs. Costa Rica <sup>^</sup> @ San Jose, C.R.: 1-3</p> <p>Howard Wynne Onyewu Bocanegra (c) Beasley Borstein (Adu) Bradley Torres (Kjestaan) Dempsey (Davies) Donovan-1 Altdiore</p>
--------------------------------------------------------------------------------------------------------------------------------------------------------------------------------------------------------------------------------------------------------------	--------------------------------------------------------------------------------------------------------------------------------------------------------------------------------------------------------------------------------------------------	---------------------------------------------------------------------------------------------------------------------------------------------------------------------------------------------------------------------------------------------	----------------------------------------------------------------------------------------------------------------------------------------------------------------------------------------------------------------------------------------------------------	---------------------------------------------------------------------------------------------------------------------------------------------------------------------------------------------------------------------------------------------------------------	------------------------------------------------------------------------------------------------------------------------------------------------------------------------------------------------------------------------------------------------------------

<p><b>April 1, 2009</b> vs. Trinidad &amp; Tobago @ Nashville, Tenn.: 3-0</p> <p>Howard Hejduk Bocanegra (c) Onyewu Beasley Dempsey (Kjestaan) Bradley Mastroeni Donovan Ching (Torres) Altdiore-3</p>	<p><b>March 28, 2009</b> vs. El Salvador <sup>^</sup> @ San Salvador: 2-2</p> <p>Guzan Hejduk-1 Califf Bocanegra (c) Pearce (Altdiore-1) Dempsey Bradley (Edu) Kjestaan (Torres) Beasley Donovan Ching</p>	<p><b>Feb. 11, 2009</b> vs. Mexico <sup>^</sup> @ Columbus, Ohio: 2-0</p> <p>Howard Hejduk Onyewu Bocanegra (c) Pearce Dempsey Bradley-2 Kjestaan (R. Clark) Beasley Donovan Ching (Altdiore)</p>	<p><b>Jan. 24, 2009</b> vs. Sweden @ Carson, Calif.: 3-2</p> <p>Perkins Wynne Califf (c) Parkhurst (Ihemelu) Borstein (Winger) Thorrington (Roife) R. Clark Kjestaan-3 Rogers (Carroll) Davies (Cooper) Ching (Gaven)</p>	<p><b>Nov. 19, 2008</b> vs. Guatemala <sup>^</sup> @ Commerce City, Colo.: 2-0</p> <p>Guzan Thorrington Goodson Parkhurst Borstein Adu-1 (Arnaud) Mastroeni (c) Clark Kjestaan Cooper-1 (Ching) Altdiore (Casey)</p>	<p><b>Oct. 15, 2008</b> vs. Trinidad &amp; Tobago <sup>^</sup> @ Port of Spain, Trinidad: 1-2</p> <p>Guzan Hejduk Orozco Fiscal Califf Pearce (Roife) Torres (Szetela) Kjestaan Adu (Davies-1) Beasley (c) Altdiore</p>
--------------------------------------------------------------------------------------------------------------------------------------------------------------------------------------------------------------------------------------------------------	------------------------------------------------------------------------------------------------------------------------------------------------------------------------------------------------------------------------------------------------------------	---------------------------------------------------------------------------------------------------------------------------------------------------------------------------------------------------------------------------------------------------	---------------------------------------------------------------------------------------------------------------------------------------------------------------------------------------------------------------------------------------------------------------------------	----------------------------------------------------------------------------------------------------------------------------------------------------------------------------------------------------------------------------------------------------------------------	---------------------------------------------------------------------------------------------------------------------------------------------------------------------------------------------------------------------------------------------------------------------

<p><b>Oct. 11, 2008</b> vs. Cuba <sup>*</sup> @ Washington, D.C.: 6-1</p> <p>Howard Cherundolo Onyewu-1 Bocanegra (c) Pearce (Torres) Bradley Kjestaan (Adu) Dempsey Donovan-1 Beasley-2 Ching-1 (Altdiore-1)</p>	<p><b>Sept. 10, 2008</b> vs. Trinidad &amp; Tobago <sup>*</sup> @ Bridgeview, Ill.: 3-0</p> <p>Howard Cherundolo Onyewu Bocanegra (c) Pearce Dempsey-1 (Lewis) Bradley-1 (Clark) Kjestaan Edu Donovan Ching-1 (E. Johnson)</p>	<p><b>Sept. 6, 2008</b> vs. Cuba <sup>*</sup> @ Havana, Cuba: 1-0</p> <p>Howard Hejduk Onyewu Bocanegra (c) Pearce Dempsey-1 (Kjestaan) Bradley Edu Lewis (Beasley) Donovan Ching</p>	<p><b>Aug. 20, 2008</b> vs. Guatemala <sup>*</sup> @ Guat. City, Guatemala: 1-0</p> <p>Howard Cherundolo Onyewu Bocanegra-1 (c) Pearce Donovan Bradley Mastroeni (Edu) Lewis (Beasley) Ching Dempsey (Hejduk)</p>	<p><b>June 22, 2008</b> vs. Barbados <sup>*</sup> @ Bridgetown, Barbados: 1-0</p> <p>Guzan Moore DeMerit Califf Pearce Kjestaan Bradley Szetela (Roife) Lewis-1 (c) Adu (Barrett) Beasley (Thorrington)</p>	<p><b>June 15, 2008</b> vs. Barbados <sup>*</sup> (OG) @ Carson, Calif.: 8-0</p> <p>Guzan Cherundolo Onyewu Bocanegra (c) Pearce Donovan-1 (E. Johnson-1) Bradley-1 Mastroeni (Adu) Beasley Ching-2 Dempsey-2 (Lewis)</p>
-------------------------------------------------------------------------------------------------------------------------------------------------------------------------------------------------------------------------------------------------------------------	--------------------------------------------------------------------------------------------------------------------------------------------------------------------------------------------------------------------------------------------------------------------------------	---------------------------------------------------------------------------------------------------------------------------------------------------------------------------------------------------------------------------------------	-------------------------------------------------------------------------------------------------------------------------------------------------------------------------------------------------------------------------------------------------------------------	-------------------------------------------------------------------------------------------------------------------------------------------------------------------------------------------------------------------------------------------------------------	---------------------------------------------------------------------------------------------------------------------------------------------------------------------------------------------------------------------------------------------------------------------------

<p><b>June 8, 2008</b> vs. Argentina @ E. Rutherford, N.J.: 0-0</p> <p>Howard Cherundolo Onyewu (DeMerit) Califf Pearce (Lewis) Bradley (Edu) Mastroeni Dempsey (Adu) Donovan (c) Beasley (Hejduk) E. Johnson (Kjestaan)</p>	<p><b>June 4, 2008</b> vs. Spain @ Santander, Spain: 0-1</p> <p>Howard (Guzan) Cherundolo (Hejduk) Onyewu Bocanegra (c) Pearce Dempsey (Mastroeni) Clark Bradley Lewis (Wolff) E. Johnson Adu (Beasley)</p>	<p><b>May 28, 2008</b> vs. England @ London, England: 0-2</p> <p>Howard Cherundolo (Hejduk) Onyewu Bocanegra (c) Pearce Dempsey Clark (Edu) Bradley Beasley (Lewis) Wolff (Adu) E. Johnson (Jaqua)</p>	<p><b>March 26, 2008</b> vs. Poland @ Krakow, Poland: 3-0</p> <p>Cherundolo (Spector) Onyewu-1 (DeMerit) Bocanegra-1 (c) Pearce (Feilhaber) Donovan (Lewis-1) Bradley Clark Bradley Dempsey Ching (Wolff) E. Johnson</p>	<p><b>Feb. 6, 2008</b> vs. Mexico @ Houston: 2-2</p> <p>Howard Moore Bocanegra (c) Onyewu-1 (c) Corrales Clark (Edu) Bradley (Feilhaber) Convey (Lewis) Donovan Altdiore-1 Dempsey (Adu)</p>	<p><b>Jan. 19, 2008</b> vs. Sweden @ Carson, Calif.: 2-0</p> <p>Guzan Conrad (Goodson) Robinson-1 (Parkhurst) Corrales Clark Edu B. Davis (Kjestaan) Donovan-1 (c) (White) Twellman (Altdiore) Noonan (Roife)</p>
------------------------------------------------------------------------------------------------------------------------------------------------------------------------------------------------------------------------------------------------------------------------------	-------------------------------------------------------------------------------------------------------------------------------------------------------------------------------------------------------------------------------------------------------------	--------------------------------------------------------------------------------------------------------------------------------------------------------------------------------------------------------------------------------------------------------	--------------------------------------------------------------------------------------------------------------------------------------------------------------------------------------------------------------------------------------------------------------------------	----------------------------------------------------------------------------------------------------------------------------------------------------------------------------------------------------------------------------------------------	---------------------------------------------------------------------------------------------------------------------------------------------------------------------------------------------------------------------------------------------------------------

<p><b>Nov. 17, 2007</b> vs. South Africa @ Johannesburg: 1-0</p> <p>Howard (Guzan) Cherundolo-1 (Spector) Onyewu Bocanegra (c) (Califf) Pearce Feilhaber (Borstein) Edu Bradley Beasley Adu (Kjestaan) Dempsey (Altdiore)</p>	<p><b>Oct. 17, 2007</b> vs. Switzerland @ Basel, Switzerland: 1-0</p> <p>Hahnemann (Guzan) Cherundolo Onyewu (Califf) Bocanegra (c) Lewis (Szetela) Feilhaber Edu Bradley-1 Beasley (Pearce) Twellman (Adu) Dempsey (Findley)</p>	<p><b>Sept. 9, 2007</b> vs. Brazil @ Chicago, Ill.: 2-4</p> <p>Howard Cherundolo Onyewu Bocanegra-1 (c) Pearce (Arnaud) Feilhaber (Convey) Clark Donovan Beasley Wolff (E. Johnson) Dempsey-1</p>	<p><b>Aug. 22, 2007</b> vs. Sweden @ Goteberg, Sweden: 0-1</p> <p>Howard Cherundolo Onyewu Bocanegra (c) (DeMerit) Borstein (Spector) Feilhaber Bradley Mastroeni (Convey) Beasley (Zizzo) Donovan (Hill) Dempsey (Davies)</p>	<p><b>July 5, 2007</b> vs. Colombia @ Barquisimeto, Ven.: 0-1</p> <p>Howard Moore Califf (c) Boswell Beckerman Clark Kjestaan Mapp (Davies) Gomez (Gaven) E. Johnson (Nguyen)</p>	<p><b>July 2, 2007</b> vs. Paraguay @ Barinas, Venezuela: 1-3</p> <p>Keller (c) Moore DeMerit (Califf) Borstein Conrad Borstein Clark-1 Feilhaber Olsen (Mapp) Kjestaan (Nguyen) E. Johnson Twellman</p>
-------------------------------------------------------------------------------------------------------------------------------------------------------------------------------------------------------------------------------------------------------------------------------	-----------------------------------------------------------------------------------------------------------------------------------------------------------------------------------------------------------------------------------------------------------------------------------	---------------------------------------------------------------------------------------------------------------------------------------------------------------------------------------------------------------------------------------------------	--------------------------------------------------------------------------------------------------------------------------------------------------------------------------------------------------------------------------------------------------------------------------------	-------------------------------------------------------------------------------------------------------------------------------------------------------------------------------------------------------------------------------	--------------------------------------------------------------------------------------------------------------------------------------------------------------------------------------------------------------------------------------------------------------

<p><b>June 28, 2007</b> vs. Argentina @ Maracaibo, Ven.: 1-4</p> <p>Keller (c) Wynne DeMerit Conrad Borstein Clark (Beckerman) Feilhaber Olsen (Gaven) Mapp Twellman (Gomez) E. Johnson-1</p>	<p><b>June 24, 2007</b> vs. Mexico <sup>^</sup> @ Chicago, Ill.: 2-1</p> <p>Howard Spector (Simek) Onyewu Bocanegra (c) Borstein Feilhaber-1 Mastroeni (Clark) Dempsey (Twellman) Beasley Donovan-1 Ching</p>	<p><b>June 21, 2007</b> vs. Canada <sup>^</sup> @ Chicago, Ill.: 2-1</p> <p>Keller (c) Hejduk-1 Onyewu Bocanegra Borstein Bradley Mastroeni (Clark) Donovan-1 Beasley E. Johnson (Feilhaber) Dempsey (Twellman)</p>	<p><b>June 16, 2007</b> vs. Panama <sup>^</sup> @ Foxborough, Mass.: 2-1</p> <p>Howard Hejduk Onyewu Bocanegra-1 (c) Borstein Bradley Mastroeni Donovan-1 (Clark) Beasley Dempsey (Ching) Twellman (Ralston)</p>	<p><b>June 12, 2007</b> vs. El Salvador <sup>^</sup> @ Foxborough, Mass.: 4-0</p> <p>Howard Spector (Simek) Onyewu Parkhurst Borstein Feilhaber Mastroeni Bradley (Ching) Clark-1 Donovan-1 (c) (Twellman-1) Beasley-2 Dempsey</p>	<p><b>June 9, 2007</b> vs. Trinidad &amp; Tobago <sup>^</sup> @ Carson, Calif.: 2-0</p> <p>Keller (c) Simek DeMerit Parkhurst Spector Feilhaber (Donovan) Clark Ralston Mapp Ching-1 (Bradley) E. Johnson-1 (Twellman)</p>
-----------------------------------------------------------------------------------------------------------------------------------------------------------------------------------------------------------------------------------------------	---------------------------------------------------------------------------------------------------------------------------------------------------------------------------------------------------------------------------------------------------------------	---------------------------------------------------------------------------------------------------------------------------------------------------------------------------------------------------------------------------------------------------------------------	------------------------------------------------------------------------------------------------------------------------------------------------------------------------------------------------------------------------------------------------------------------	----------------------------------------------------------------------------------------------------------------------------------------------------------------------------------------------------------------------------------------------------------------------------------------	----------------------------------------------------------------------------------------------------------------------------------------------------------------------------------------------------------------------------------------------------------------------------

<b>June 7, 2007</b> <b>vs. Guatemala ^</b> <b>@ Carson, Calif.: 1-0</b> Howard Hejduk Onyewu Bocanegra (c) Bornstein Feilhaber (DeMerit) Bradley Donovan Beasley Dempsey-1 (E. Johnson) Tweliman (Ralston)	<b>June 2, 2007</b> <b>vs. China</b> <b>@ San Jose, Calif.: 4-1</b> Howard (Keller) Spector (Simek) Onyewu-1 Bocanegra (c) Bornstein Feilhaber-1 (Marsch) Bradley Kljestan (Hill) Dempsey-1 Beasley-1 (Nguyen) Razov (Davies)	<b>March 28, 2007</b> <b>vs. Guatemala</b> <b>@ Texas: 0-0</b> Keller Simek DeMerit Conrad Bocanegra Spector (Barrett) Dempsey Feilhaber Bradley Mapp Donovan (c) E. Johnson (Mullan)	<b>March 25, 2007</b> <b>vs. Ecuador</b> <b>@ Tampa, Fla.: 3-1</b> Howard Cherundolo (Spector) Conrad Onyewu Bocanegra Dempsey (Mullan) Clark Feilhaber Beasley (Mapp) Donovan-3 (c) (Carroll) E. Johnson (Bradley) Ching (Tweliman)	<b>Feb. 7, 2007</b> <b>vs. Mexico</b> <b>@ Glendale, Ariz.: 2-0</b> Howard Albright (Gros) Conrad-1 Bocanegra Bornstein Clark Mastroeni (c) Convey Dempsey (Carroll) Donovan-1 Rolfe (E. Johnson)	<b>Jan. 20, 2007</b> <b>vs. Denmark</b> <b>@ Carson, Calif.: 3-1</b> Reis Albright (Namoff) Conrad (c) Boswell (Califf) Bornstein-1 Clark Mastroeni (Beckerman) Rolfe (Pearce) Donovan-1 Jaqua (Mapp) E. Johnson (Cooper-1)
<b>June 22, 2006</b> <b>vs. Ghana **</b> <b>@ Nuremberg, Ger.: 1-2</b> Keller Cherundolo (E. Johnson) Conrad Onyewu Bocanegra Reyna (c) (Olsen) Dempsey-1 Donovan Beasley Lewis (Convey) B. McBride	<b>June 17, 2006</b> <b>vs. Italy ** (OG)</b> <b>@ Kaiserslautern, Ger.: 1-1</b> Cherundolo Onyewu Pope Bocanegra Mastroeni Dempsey (Beasley) Donovan Convey B. McBride	<b>June 12, 2006</b> <b>vs. Czech Republic **</b> <b>@ Gelsenkirchen, Ger.: 0-3</b> Keller Cherundolo (E. Johnson) Onyewu Pope Lewis Mastroeni (O'Brien) Reyna (c) Beasley Donovan B. McBride (Wolff)	<b>May 28, 2006</b> <b>vs. Latvia</b> <b>@ Hartford, Conn.: 1-0</b> Keller Cherundolo Onyewu Pope Lewis Mastroeni (Bradley) Beasley O'Brien (Convey) Donovan (c) B. McBride-1 E. Johnson (Ching)	<b>May 26, 2006</b> <b>vs. Venezuela</b> <b>@ Cleveland, Ohio: 2-0</b> Howard Albright Onyewu Conrad (c) Bocanegra Dempsey-1 Olsen (Bradley) Wolff (Donovan) Convey (Beasley) Ching-1 E. Johnson (Lewis)	<b>May 23, 2006</b> <b>vs. Morocco</b> <b>@ Nashville, Tenn.: 0-1</b> Keller Cherundolo Onyewu (Dempsey) Pope Gibbs Reyna (c) (Mastroeni) O'Brien (Convey) Donovan Wolff (Johnson) B. McBride (Ching) Beasley
<b>April 11, 2006</b> <b>vs. Jamaica</b> <b>@ Cary, N.C.: 1-1</b> Molia Albright Pope Hejduk Ralston (Dempsey) Olsen-1 Mastroeni Donovan (c) Noonan (O'Brien) Wolff (E. Johnson) Tweliman (Ching)	<b>March 22, 2006</b> <b>vs. Germany</b> <b>@ Dortmund, Germany: 1-4</b> Keller (c) Cherundolo-1 Conrad Berhalter Gibbs (Pearce) Zavagnin Mastroeni (Olsen) Convey Wolff (Klein) E. Johnson Ching (Tweliman)	<b>March 1, 2006</b> <b>vs. Poland</b> <b>@ Kaiserslautern, Ger.: 1-0</b> Keller (c) (Howard) Cherundolo Onyewu Berhalter (Bocanegra) Lewis Zavagnin (Mastroeni) Dempsey-1 (Klein) Beasley (Convey) Donovan E. Johnson (Wolff) Tweliman	<b>Feb. 19, 2006</b> <b>vs. Guatemala</b> <b>@ Frisco, Texas: 4-0</b> Guzan (Wells) Hejduk (Boswell) Pope (c) Conrad Pearce Zavagnin (Carroll) Olsen-1 (Quaranta) Klein-1 Rolfe (Martino) Wolff (E. Johnson-1) Ching-1	<b>Feb. 10, 2006</b> <b>vs. Japan</b> <b>@ San Francisco, Calif.: 3-2</b> Hartman Klein (Carroll) Pope-1 Conrad Dunivant (Pearce) Zavagnin Dempsey-1 (Olsen) Noonan (Rolfe) Donovan (c) Wolff (E. Johnson) Tweliman-1 (Ching)	<b>Jan. 29, 2006</b> <b>vs. Norway</b> <b>@ Carson, Calif.: 5-0</b> Hartman Hejduk Pope-1 (Hemelul) Conrad Dunivant Zavagnin (Olsen) Dempsey (Quaranta) Noonan (Klein-1) Donovan (c) Wolff (Jaqua) Tweliman-3 (Ching)
<b>Jan. 22, 2006</b> <b>vs. Canada</b> <b>@ San Diego, Calif.: 0-0</b> Reis Hejduk (Klein) Pope (c) Conrad Pearce Olsen (Zavagnin) Dempsey Donovan Wolff (Rolfe) Ching (E. Johnson, Adu) Tweliman	<b>Nov. 12, 2005</b> <b>vs. Scotland</b> <b>@ Glasgow, Scotland: 1-1</b> Keller (c) Cherundolo Bocanegra (Conrad) Berhalter Spector Carroll Zavagnin (Olsen) Gaven (Quaranta) Beasley (Pearce) Wolff-1 (Rolfe) Ching	<b>Oct. 12, 2005</b> <b>vs. Panama *</b> <b>@ Foxborough, Mass.: 2-0</b> Howarth Spector Marshall Carroll Albright Carroll Martino-1 (Clark) Dempsey Quaranta Tweliman-1 (Ching) Mapp (Ralston)	<b>Oct. 8, 2005</b> <b>vs. Costa Rica *</b> <b>@ San Jose, Costa Rica: 0-3</b> Howard Onyewu Pope Bocanegra (Martino) Albright (Quaranta) Mastroeni Lewis (c) Beasley Convey Tweliman Ching	<b>Sept. 7, 2005</b> <b>vs. Guatemala *</b> <b>@ Guat. City, Guatemala: 0-0</b> Hahnemann Albright Marshall Conrad Vanney Quaranta (Donovan) Mastroeni (c) Dempsey (Ralston) Convey Tweliman Cunningham (E. Johnson)	<b>Sept. 3, 2005</b> <b>vs. Mexico *</b> <b>@ Columbus, Ohio: 2-0</b> Keller Hejduk Onyewu Conrad Lewis Ralston-1 (Quaranta) Reyna (c) Armas Beasley-1 Donovan (Mastroeni) B. McBride (Cunningham)
<b>Aug. 17, 2005</b> <b>vs. Trinidad &amp; Tobago *</b> <b>@ E. Hartford, Conn.: 1-0</b> Keller Albright Onyewu Berhalter Lewis Ralston (Quaranta) Reyna (c) O'Brien (Armas) Convey Donovan B. McBride-1 (Tweliman)	<b>July 24, 2005</b> <b>vs. Panama ^</b> <b>@ E. Rutherford, N.J.: 0-0 (3-1 pk)</b> Keller (c) Hejduk Conrad Onyewu Vanney Armas O'Brien Donovan Dempsey (B. Davis) Wolff (Quaranta) Beasley (Olsen)	<b>July 21, 2005</b> <b>vs. Honduras ^</b> <b>@ E. Rutherford, N.J.: 2-1</b> Keller (c) Hejduk Pope (Hejduk) Conrad Armas Mastroeni (Dempsey) O'Brien-1 Donovan Ralston Wolff (Noonan) Beasley	<b>July 16, 2005</b> <b>vs. Jamaica ^</b> <b>@ Foxborough, Mass.: 3-1</b> Keller (c) Cherundolo (Olsen) Conrad Onyewu Vanney Mastroeni Ralston (Quaranta) Donovan O'Brien Beasley-2 Wolff-1 (Armas)	<b>July 12, 2005</b> <b>vs. Costa Rica ^</b> <b>@ Foxborough, Mass.: 0-0</b> Keller (c) Cherundolo Sanneh Conrad Hejduk Armas Olsen O'Brien (Beasley) Ralston Noonan (Donovan) Dempsey (Wolff)	<b>July 9, 2005</b> <b>vs. Canada ^ (OG)</b> <b>@ Seattle, Wash.: 2-0</b> Keller (c) Cherundolo Pope (Conrad) Onyewu Vanney Mastroeni Ralston Donovan-1 O'Brien (Beasley) Wolff Noonan (Armas)
<b>July 7, 2005</b> <b>vs. Cuba ^</b> <b>@ Seattle, Wash.: 4-1</b> Hahnemann Hejduk Conrad Sanneh Armas (c) Olsen (Wolff) Quaranta B. Davis (O'Brien) Dempsey-1 Casey (Donovan-2) Beasley-1	<b>June 8, 2005</b> <b>vs. Panama *</b> <b>@ Panama City, Panama: 3-0</b> Keller Cherundolo Pope (Berhalter) Bocanegra-1 Hejduk Ralston Zavagnin Noonan (Convey) Donovan-1 B. McBride-1 (c) Beasley (Dempsey)	<b>June 4, 2005</b> <b>vs. Costa Rica *</b> <b>@ Salt Lake City, Utah: 3-0</b> Cherundolo Pope Bocanegra Ralston Zavagnin Convey (Hejduk) Noonan-2 Wolff (Noonan) B. McBride-1 (c) Beasley (Dempsey)	<b>May 28, 2005</b> <b>vs. England</b> <b>@ Chicago, Ill.: 1-2</b> Keller (c) Cherundolo Pope (Bocanegra) Gibbs Vanney Ralston (Convey) Zavagnin Wolff-1 (Simms) Donovan Wolff B. McBride (Casey)	<b>March 30, 2005</b> <b>vs. Guatemala *</b> <b>@ Birmingham, Ala.: 2-0</b> Keller (c) Cherundolo Onyewu Gibbs Bocanegra Mastroeni Ralston-1 Lewis (Noonan) Donovan (Dempsey) E. Johnson-1 Ching (Wolff)	<b>March 27, 2005</b> <b>vs. Mexico *</b> <b>@ Mexico City, Mexico: 1-2</b> Keller Bocanegra (Noonan) Berhalter Onyewu Cherundolo (B. McBride) Mastroeni (Ralston) Reyna (c) Lewis-1 Beasley Donovan E. Johnson
<b>March 19, 2005</b> <b>vs. Honduras</b> <b>@ Albuquerque, N.M.: 1-0</b> Cannon (Hartman) Marshall Borchers Albright Mastroeni (c) (Zavagnin) Dempsey Ralston Mathis (Martino) Noonan (Convey) E. Johnson-1 Ching	<b>March 9, 2005</b> <b>vs. Colombia</b> <b>@ Fullerton, Calif.: 3-0</b> Busch Mullan Marshall-1 Kotschau Albright Mastroeni (c) (Borchers) Dempsey Ralston (Gaven) Lewis-1 (Tweliman) Noonan-1 (Martino) E. Johnson (Ching)	<b>Feb. 9, 2005</b> <b>vs. Trinidad &amp; Tobago *</b> <b>@ Port of Spain, Trin.: 2-1</b> Keller Pope Gibbs Bocanegra Mastroeni (Dempsey) Beasley Donovan (c) Lewis-1 (Albright) B. McBride E. Johnson-1 (Berhalter)	<b>Nov. 17, 2004</b> <b>vs. Jamaica *</b> <b>@ Columbus, Ohio: 1-1</b> Keller Albright Onyewu Sanneh Gibbs Mastroeni (c) Corrales (Dempsey) Ralston (Spector) Donovan (c) B. McBride E. Johnson-1 (Tweliman)	<b>Oct. 13, 2004</b> <b>vs. Panama * (OG)</b> <b>@ Washington, D.C.: 6-0</b> Keller Hejduk Pope (Onyewu) Berhalter Bocanegra Zavagnin (Mastroeni) Beasley Donovan-2 (c) Mathis B. McBride Wolff (E. Johnson-3)	<b>Oct. 9, 2004</b> <b>vs. El Salvador *</b> <b>@ El Salvador, El Salv.: 2-0</b> Keller Pope Berhalter Hejduk Zavagnin Beasley Donovan (c) Mathis (Lewis) B. McBride-1 (E. Johnson-1) Wolff (C. Jones)

<b>Sept. 8, 2004</b> vs. Panama * @ Panama City, Panama: 1-1 Keller Hejduk Pope Bocanegra Vanney Reyna (c) Beasley Donovan Mathis (C. Jones-1) Ching (Lewis) Casey (B. McBride)	<b>Sept. 4, 2004</b> vs. El Salvador * @ Foxborough, Mass.: 2-0 Howard Cherundolo (C. Jones) Bocanegra Gibbs Convey Zavagnin (Mathis) Reyna (c) Donovan-1 Beasley Ching-1 Casey (B. McBride)	<b>Aug. 18, 2004</b> vs. Jamaica * @ Kingston, Jamaica: 1-1 Keller Hejduk Pope Bocanegra Vanney Reyna (c) Armas (Lewis) Stewart (Jones) Beasley B. McBride (Ching-1) Donovan	<b>July 11, 2004</b> vs. Poland * @ Chicago, Ill.: 1-1 Howard Hejduk Cherundolo (Albright) Pope Bocanegra-1 Convey Mastroeni (Mathis) Zavagnin (Gaven) Donovan Beasley B. McBride (c) (Ching) Wolff (Mullan)	<b>June 20, 2004</b> vs. Grenada * @ St. George's, Grenada: 3-2 Keller Hejduk Gibbs Mastroeni Convey (Vanney) Reyna (c) (Zavagnin) Armas Donovan-1 Beasley-1 B. McBride Wolff-1 (Stewart)	<b>June 13, 2004</b> vs. Grenada * @ Columbus, Ohio: 3-0 Keller Cherundolo Pope Bocanegra Vanney-1 Reyna (c) Armas (Lewis) Donovan Beasley-2 B. McBride (Stewart) Casey (Kirovski)
------------------------------------------------------------------------------------------------------------------------------------------------------------------------------------------------------------------------	-------------------------------------------------------------------------------------------------------------------------------------------------------------------------------------------------------------------------------------	---------------------------------------------------------------------------------------------------------------------------------------------------------------------------------------------------------------------	--------------------------------------------------------------------------------------------------------------------------------------------------------------------------------------------------------------------------------------------------------	----------------------------------------------------------------------------------------------------------------------------------------------------------------------------------------------------------------------------------	---------------------------------------------------------------------------------------------------------------------------------------------------------------------------------------------------------------------------

<b>June 2, 2004</b> vs. Honduras @ Foxborough, Mass.: 4-0 Howard Cherundolo Sanneh-1 Bocanegra (Gibbs) Vanney (Convey) Reyna (c) Armas (Mastroeni) Donovan Beasley (Lewis-1) B. McBride-2 (Twelman) Casey (Stewart)	<b>April 28, 2004</b> vs. Mexico @ Dallas, Texas: 1-0 Walker Hejduk Pope-1 (c) Mastroeni Vanney (Convey) Armas Zavagnin Donovan Beasley Wolf (Convey) Casey (Kirovski)	<b>March 31, 2004</b> vs. Poland @ Plock, Poland: 1-0 Friedel Vanney Berhalter Mastroeni (Bocanegra) Cherundolo Klein (Sanneh) Reyna (c) Beasley-1 Mathis (Zavagnin) Wolff (Convey) Casey	<b>March 13, 2004</b> vs. Haiti @ Miami, Fla.: 1-1 Walker (Hartman) Sanneh (Albright) Pope (c) (Califf-1) Bocanegra Gibbs Ralston (Noonan) Convey Armas (Razov) Beasley Donovan (Mulrooney) Wolyniec (Kirovski)	<b>Feb. 18, 2004</b> vs. Holland @ Amsterdam, Holland: 0-1 Keller Hejduk (Cherundolo) Berhalter Bocanegra Gibbs Convey Armas Reyna (c) (Wolff) Lewis (Beasley) B. McBride (Mathis) Donovan	<b>Jan. 18, 2004</b> vs. Denmark @ Carson, Calif.: 1-1 Walker Albright (Hejduk) Pope (c) Garcia Vanney Convey Ralston (Klein) Mulrooney (Zavagnin) Armas (Wolyniec) Beasley Razov (Wolff) Donovan-1
------------------------------------------------------------------------------------------------------------------------------------------------------------------------------------------------------------------------------------------------------------	---------------------------------------------------------------------------------------------------------------------------------------------------------------------------------------------------------------	----------------------------------------------------------------------------------------------------------------------------------------------------------------------------------------------------------------------------------	--------------------------------------------------------------------------------------------------------------------------------------------------------------------------------------------------------------------------------------------------------	-----------------------------------------------------------------------------------------------------------------------------------------------------------------------------------------------------------------------------------	-----------------------------------------------------------------------------------------------------------------------------------------------------------------------------------------------------------------------------------------------

<b>July 26, 2003</b> vs. Costa Rica ^ @ Miami, Fla.: 3-2 Keller (c) Vanney Bocanegra-1 Califf Hejduk Mulrooney Convey-1 (Mastroeni) Ralston (Mathis) Beasley (Lewis) Stewart-1 Donovan	<b>July 23, 2003</b> vs. Brazil ^ @ Miami, Fla.: 1-2 Keller Convey Vanney Gibbs Bocanegra-1 Hejduk Lewis Mastroeni Reyna (c) (Mulrooney) Stewart (Beasley) Donovan B. McBride (Mathis)	<b>July 19, 2003</b> vs. Cuba ^ @ Foxborough, Mass.: 5-0 Keller Vanney Gibbs Califf Hejduk Lewis Mastroeni (Mulrooney) Reyna (c) (Stewart) Ralston-1 Donovan-4 B. McBride (Mathis)	<b>July 14, 2003</b> vs. Martinique ^ @ Foxborough, Mass.: 2-0 Keller Convey Bocanegra Gibbs Hejduk Lewis (Mastroeni) Mulrooney Reyna (c) (Stewart) Ralston Donovan B. McBride-2 (Vanney)	<b>July 12, 2003</b> vs. El Salvador ^ @ Foxborough, Mass.: 2-0 Keller Vanney Bocanegra Califf Hejduk Lewis-1 (Convey) Mastroeni Reyna (c) (Mathis) Stewart (Ralston) B. McBride-1 Donovan	<b>July 6, 2003</b> vs. Paraguay @ Columbus, Ohio: 2-0 Keller (c) Vanney Gibbs (Garcia) Bocanegra Hejduk Mulrooney Beasley Convey (Reyna) Stewart-1 Donovan-1 (B. McBride) Mathis (Lewis)
-------------------------------------------------------------------------------------------------------------------------------------------------------------------------------------------------------------------------------	----------------------------------------------------------------------------------------------------------------------------------------------------------------------------------------------------------------------------------	---------------------------------------------------------------------------------------------------------------------------------------------------------------------------------------------------------------------------	----------------------------------------------------------------------------------------------------------------------------------------------------------------------------------------------------------------------------------	-----------------------------------------------------------------------------------------------------------------------------------------------------------------------------------------------------------------------------------	----------------------------------------------------------------------------------------------------------------------------------------------------------------------------------------------------------------------------------

<b>June 23, 2003</b> vs. Cameroon # @ Lyon, France: 0-0 Howard Cherundolo Califf Bocanegra Gibbs Armas (c) Martino (Donovan) Convey Lewis (Beasley) Kirovski (Stewart) Mathis	<b>June 21, 2003</b> vs. Brazil # @ Lyon, France: 0-1 Howard Cherundolo Berhalter Bocanegra Gibbs (Convey) Mastroeni (Twelman) Stewart (c) Klein (Lewis) Donovan Mathis	<b>June 19, 2003</b> vs. Turkey # @ St. Etienne, France: 1-2 Howard Hejduk (c) Berhalter (Twelman) Califf Convey Armas Lewis (Stewart) Beasley-1 Convey Donovan Kirovski (Mathis)	<b>June 8, 2003</b> vs. New Zealand @ Richmond, Va.: 2-1 Hahnemann (Cannon) Vanney Bocanegra (Gibbs) Berhalter Cherundolo Armas Lewis Stewart (c) (Martino) Klein-1 (Convey) Twelman (Beasley) Kirovski-1	<b>May 26, 2003</b> vs. Wales @ San Jose, Calif.: 2-0 Rimando Vanney Agoos (c) Brown Suarez (Petke) Mulrooney Convey (Ching) Stewart (Lagos) Donovan-1 Kirovski (Eskandarian)	<b>May 8, 2003</b> vs. Houston: 0-0 Howard Bocanegra Pope Califf Armas Mastroeni (Convey) Beasley Hejduk (Klein) Mathis (Stewart) Donovan B. McBride (c) (Jones)
----------------------------------------------------------------------------------------------------------------------------------------------------------------------------------------------------------------------	-------------------------------------------------------------------------------------------------------------------------------------------------------------------------------------------------------------	--------------------------------------------------------------------------------------------------------------------------------------------------------------------------------------------------------------------------	--------------------------------------------------------------------------------------------------------------------------------------------------------------------------------------------------------------------------------------------------	-------------------------------------------------------------------------------------------------------------------------------------------------------------------------------------------------------------------	------------------------------------------------------------------------------------------------------------------------------------------------------------------------------------------------------

<b>March 29, 2003</b> vs. Venezuela @ Seattle, Wash.: 2-0 Keller (c) Cherundolo (Hejduk) Bocanegra Pope (Garcia) Convey Mastroeni Klein (Stewart) O'Brien Beasley Kirovski-1 (Donovan-1) B. McBride (Buddle)	<b>Feb. 12, 2003</b> vs. Jamaica @ Kingston, Jamaica: 2-1 Howard Cherundolo Garcia Califf Bocanegra-1 Mastroeni Klein-1 (Ralston) Convey Beasley (Mulrooney) Donovan (Cunningham) Mathis (c)	<b>Feb. 8, 2003</b> vs. Argentina @ Miami, Fla.: 0-1 Howard Victorine (Garcia) Bocanegra (Ralston) Califf Convey Mastroeni Klein (Cunningham) Olsen (Twelman) Donovan Mathis (c)	<b>Jan. 18, 2003</b> vs. Canada @ Ft. Lauderdale, Fla.: 4-0 Howard (Rimando) Victorine (Garcia) Bocanegra-1 Califf Convey (Vagenas) Mastroeni (Mulrooney) Klein-1 (Ralston-1) Donovan Beasley Mathis-1 (c) (Twelman) Cunningham (Olsen)	<b>Nov. 17, 2002</b> vs. El Salvador @ Washington, D.C.: 2-0 Howard (Rimando) Barrett Bocanegra Califf Victorine-1 Mastroeni (Cullen) Olsen-1 (Martino) Klein Donovan Mathis (c) Twelman (Cunningham)	<b>June 21, 2002</b> vs. Germany ** @ Ulsan, S. Korea: 0-1 Berhalter Pope Sanneh Mastroeni (Stewart) Lewis Reyna (c) Hejduk (Jones) O'Brien Donovan B. McBride (Mathis)
-----------------------------------------------------------------------------------------------------------------------------------------------------------------------------------------------------------------------------------------------------	-------------------------------------------------------------------------------------------------------------------------------------------------------------------------------------------------------------------------------------	----------------------------------------------------------------------------------------------------------------------------------------------------------------------------------------------------------------------	--------------------------------------------------------------------------------------------------------------------------------------------------------------------------------------------------------------------------------------------------------------------------------	----------------------------------------------------------------------------------------------------------------------------------------------------------------------------------------------------------------------------------------------	-------------------------------------------------------------------------------------------------------------------------------------------------------------------------------------------------------------

<b>June 17, 2002</b> vs. Mexico ** @ Jeonju, S. Korea: 2-0 Friedel Berhalter Pope Sanneh Mastroeni (Llamosa) Lewis Reyna (c) O'Brien Donovan-1 B. McBride-1 (Jones) Wolff (Stewart)	<b>June 14, 2002</b> vs. Poland ** @ Daegon, S. Korea: 1-3 Friedel Hejduk Agoos (Beasley) Pope Sanneh Reyna (c) Stewart (Jones) O'Brien Donovan-1 Mathis B. McBride (Moore)	<b>June 10, 2002</b> vs. Korea Republic ** @ Daegu, S. Korea: 1-1 Friedel Hejduk Agoos Pope Sanneh Reyna (c) Beasley (Lewis) O'Brien Donovan Mathis-1 (Wolff) B. McBride	<b>June 5, 2002</b> vs. Portugal ** (OG) @ Suwon, S. Korea: 3-2 Friedel Hejduk Agoos Pope (Llamosa) Sanneh Mastroeni Beasley O'Brien-1 Stewart (c) (Jones) Donovan (Moore) B. McBride-1	<b>May 19, 2002</b> vs. Holland @ Foxborough, Mass.: 0-2 Friedel (Keller) Regis (Moore) Agoos (Berhalter) Pope Sanneh Stewart (Jones) Reyna (c) O'Brien Beasley (Lewis) Mathis (Donovan) B. McBride (Wolff)	<b>May 16, 2002</b> vs. Jamaica @ East Rutherford, N.J.: 5-0 Keller (Meola) Vanney (Sanneh) Berhalter (Llamosa) Mastroeni Hejduk Reyna (c) (Agoos) Donovan-1 O'Brien (Lewis) Stewart (Mathis-1, Beasley-1) Moore Wolff-2
----------------------------------------------------------------------------------------------------------------------------------------------------------------------------------------------------------------------------	--------------------------------------------------------------------------------------------------------------------------------------------------------------------------------------------------------------------	-----------------------------------------------------------------------------------------------------------------------------------------------------------------------------------------------------------------	--------------------------------------------------------------------------------------------------------------------------------------------------------------------------------------------------------------------------------	----------------------------------------------------------------------------------------------------------------------------------------------------------------------------------------------------------------------------------------------------	-----------------------------------------------------------------------------------------------------------------------------------------------------------------------------------------------------------------------------------------------------------------

<b>May 12, 2002</b> vs. Uruguay @ Washington, D.C.: 2-1 Friedel (c) Regis Agoos Pope Sanneh-1 (Hejduk) Armas (Mastroeni) Jones Stewart (Donovan) Beasley-1 Mathis B. McBride (Moore)	<b>April 17, 2002</b> vs. Ireland @ Dun. 1-2 Friedel (Keller) Agoos Pope-1 Berhalter (Vanney) Sanneh Armas Stewart (Donovan) Reyna (c) (Hejduk) O'Brien (Lewis) B. McBride (Moore) Mathis (Wolff)	<b>April 3, 2002</b> vs. Mexico @ Denver, Colo.: 1-0 Hejduk Mastroeni Pope Vanney (Llamosa) Mulrooney Jones (c) (Maisonneuve) Mathis-1 Donovan (West) Beasley Razov (Wolff)	<b>March 27, 2002</b> vs. Germany @ Rostock, Germany: 2-4 Keller Cherundolo (Sanneh) Pope Agoos (Berhalter) Regis Armas Stewart (c) Donovan Lewis (Jones) Mathis-2 Kirovski (Moore)	<b>March 10, 2002</b> vs. Ecuador @ Birmingham, Ala.: 1-0 Howard Mulrooney Llamosa Berhalter Agoos Armas (c) Jones (West) Donovan Lewis-1 B. McBride Mathis	<b>March 2, 2002</b> vs. Honduras @ Seattle, Wash.: 4-0 Keller (c) Mulrooney Mastroeni Pope Agoos (Lewis) Armas (R. Williams) Maisonneuve (West) Donovan-2 Beasley (Convey) Mathis-2 (Cunningham) B. McBride
-----------------------------------------------------------------------------------------------------------------------------------------------------------------------------------------------------------------------------	------------------------------------------------------------------------------------------------------------------------------------------------------------------------------------------------------------------------------------------	-----------------------------------------------------------------------------------------------------------------------------------------------------------------------------------------------------------------	----------------------------------------------------------------------------------------------------------------------------------------------------------------------------------------------------------------------------	----------------------------------------------------------------------------------------------------------------------------------------------------------------------------------------------------	-----------------------------------------------------------------------------------------------------------------------------------------------------------------------------------------------------------------------------------------------------



<b>Feb. 13, 2002</b> vs. <b>Italy</b> @ Catania, Italy: 0-1 Friedel Sanneh (Hejduk) Berhalter Agos Regis Armas O'Brien Reyna (c) (Lewis) Stewart Donovan (Wolff) Moore (Kirovski)	<b>Feb. 2, 2002</b> vs. <b>Costa Rica</b> ^ @ Pasadena, Calif.: 2-0 Keller Hejduk Mastroeni Agos-1 Bocanegra Armas Jones (c) (West) Donovan B. McBride (Mathis) Wolff-1 (R. Williams)	<b>Jan. 30, 2002</b> vs. <b>Canada</b> @ Pasadena, Calif.: 0-0 (4-2 pk) Keller Hejduk Mastroeni Agos (c) Bocanegra Armas Jones (West) Donovan Lewis (Beasley) B. McBride Wolff (Mathis)	<b>Jan. 27, 2002</b> vs. <b>El Salvador</b> ^ @ Pasadena, Calif.: 4-0 Keller (c) Hejduk Mastroeni Agos Bocanegra (Beasley) Armas Jones Donovan (Maisonneuve) Lewis B. McBride-3 (Mathis) Razov-1	<b>Jan. 21, 2002</b> vs. <b>Cuba</b> ^ @ Pasadena, Calif.: 1-0 Keller (c) Hejduk Mastroeni Agos Bocanegra Armas Jones Donovan (R. Williams) Beasley B. McBride-1 Wolff (Cunningham)	<b>Jan. 19, 2002</b> vs. <b>Korea Republic</b> ^ @ Pasadena, Calif.: 2-1 Keller Hejduk Califf Agos (c) Bocanegra Armas Lagos (Cunningham) Donovan-1 Lewis (Beasley-1) B. McBride Razov (Jones)
<b>Dec. 9, 2001</b> vs. <b>Korea Republic</b> @ Seogwipo, Korea: 0-1 Thornton Mastroeni (Mulrooney) Llamosa Agos (c) Gutierrez (Bocanegra) Armas Jones (West) Lagos Donovan Wolff (Cunningham) B. McBride (Razov)	<b>Nov. 11, 2001</b> vs. <b>Trinidad &amp; Tobago</b> * @ Port of Spain, Trin.: 0-0 Thornton Cherundolo Keller Agos Vanne O'Brien D. Beasley (Jones) Stewart (c) Kirovski Donovan (Wolff) Moore (Marsch)	<b>Oct. 7, 2001</b> vs. <b>Jamaica</b> * @ Foxborough, Mass.: 2-1 Friedel Sanneh Pope Agos Regis Reyna (c) Armas O'Brien Stewart Moore-2 (Jones) Donovan	<b>Sept. 5, 2001</b> vs. <b>Costa Rica</b> * @ San Jose, Costa Rica: 0-2 Agos Friedel Regis Llamosa Vanne (Moore) Armas R. Williams (Donovan) Stewart (c) Sanneh Kirovski (Radosavljivic) Jones	<b>Sept. 1, 2001</b> vs. <b>Honduras</b> * @ Washington, D.C.: 2-3 Friedel Regis (Henderson) Agos Pope Cherundolo (Radosavljivic) Armas Sanneh Stewart-2 (c) Jones Kirovski (Moore) Donovan	<b>July 1, 2001</b> vs. <b>Mexico</b> * @ Mexico City: 0-1 Keller Cherundolo Llamosa Agos Regis Armas Sanneh Stewart (c) Moore (Jones) Razov (Klein) Kirovski (B. McBride)
<b>June 20, 2001</b> vs. <b>Trinidad &amp; Tobago</b> * @ Foxborough, Mass.: 2-0 Keller Cherundolo Pope Agos Regis Armas Sanneh Stewart-1 Reyna (c) Razov-1 (Moore, O'Brien) Kirovski	<b>June 16, 2001</b> vs. <b>Jamaica</b> * @ Kingston, Jamaica: 0-0 Keller Regis Agos Llamosa Cherundolo Armas Reyna (c) Stewart Sanneh (Razov) Moore (Kirovski) B. McBride (O'Brien)	<b>June 7, 2001</b> vs. <b>Ecuador</b> @ Columbus, Ohio: 0-0 Friedel Petke Fraser Berhalter (Mastroeni) Cherundolo (Thorrington) O'Brien Sanneh (Enochs, R. Williams) Lewis Reyna (c) Moore Kirovski	<b>April 25, 2001</b> vs. <b>Costa Rica</b> * @ Kansas City, Mo.: 1-0 Keller Regis Agos Llamosa Cherundolo Armas Stewart Reyna (c) (Berhalter) Sanneh Mathis (Lewis) Wolff-1 (Razov)	<b>March 28, 2001</b> vs. <b>Honduras</b> * @ San Pedro Sula, Hon.: 2-1 Friedel Regis Agos Llamosa Cherundolo Armas Stewart-1 (c) Mathis-1 (Berhalter) Sanneh Razov (Jones) Wolff (Albright)	<b>March 3, 2001</b> vs. <b>Brazil</b> @ Pasadena, Calif.: 1-2 Meola (c) Vanne Pope Llamosa Hejduk (Sanneh) R. Williams (Jones) Armas Mathis-1 Convey (Klein) Wolff Donovan
<b>Feb. 28, 2001</b> vs. <b>Mexico</b> * @ Columbus, Ohio: 2-0 Friedel Regis Agos Pope Sanneh Jones Armas Reyna (c) (Mathis) Stewart-1 B. McBride (Wolff-1) Moore (Llamosa)	<b>Feb. 3, 2001</b> vs. <b>Colombia</b> @ Miami: 0-1 Meola Agos Vanne (R. Williams) Pope Llamosa (c) Beasley (Klein) Armas Mathis (Wolff) Jones Albright Donovan	<b>Jan. 27, 2001</b> vs. <b>China PR (OG)</b> @ Oakland, Calif.: 2-1 Meola (c) Agos Berhalter (Vanne) Sanneh Llamosa Beasley Armas Mathis (Zavagnin) Olsen (Klein) B. McBride-1 (Albright) Donovan	<b>Nov. 15, 2000</b> vs. <b>Barbados</b> * @ Waterford, Barbados: 4-0 Meola (c) Agos Berhalter Llamosa Armas Zavagnin Klein Lewis (Jones-1) Ramos Stewart-1 Moore (Razov-1) Mathis-1 (R. Williams)	<b>Oct. 25, 2000</b> vs. <b>Mexico</b> @ Los Angeles: 2-0 Agos (c) Llamosa Vanne Zavagnin R. Williams (Vagenas) Klein Henderson (Donovan-1, Convey) Mathis Wolff-1 (Victorine) Albright (Franchino)	<b>Oct. 11, 2000</b> vs. <b>Costa Rica</b> * @ Columbus, Ohio: 0-0 Keller Agos (c) Berhalter Llamosa Armas Deering Jones (Albright) Kirovski (Wolff) Sanneh (Olsen) Razov Moore
<b>Sept. 3, 2000</b> vs. <b>Guatemala</b> * @ Washington, D.C.: 1-0 Keller Sanneh (Jones) Pope Berhalter Regis Stewart (Lewis) O'Brien Reyna (c) (Llamosa) Kirovski Moore B. McBride-1	<b>Aug. 16, 2000</b> vs. <b>Barbados</b> * @ Foxborough, Mass: 7-0 Friedel Sanneh Pope-1 (Lewis) Berhalter Regis Stewart-1 Armas (O'Brien-1) Reyna (c) (Ramos-1) Jones Moore-2 B. McBride-1	<b>July 23, 2000</b> vs. <b>Costa Rica</b> * @ San Jose, Costa Rica: 1-2 Keller Sanneh Vanne Berhalter Regis Jones (Hejduk) Armas Reyna (c) Lewis (Deering) Razov (Kreis) Stewart-1	<b>July 16, 2000</b> vs. <b>Guatemala</b> * @ Mazatenango, Guat.: 1-1 Keller Sanneh Pope (Vanne) Fraser Regis Stewart (Hejduk) Armas Reyna (c) Lewis Razov-1 Jones (Ramos)	<b>June 11, 2000</b> vs. <b>Mexico</b> @ E. Rutherford, N.J.: 3-0 Keller Sanneh Llamosa (Berhalter) Agos Regis Stewart (Hejduk-1) Armas Reyna (c) O'Brien (Olsen) B. McBride-1 (Razov-1) Jones (Kirovski)	<b>June 6, 2000</b> vs. <b>Ireland</b> @ Foxborough, Mass.: 1-1 Friedel (c) Hejduk Brown Berhalter Vanne Ralston (Stewart) O'Brien (Reyna) Kirovski Olsen (Sanneh) Kreis (Jones) Razov-1 (B. McBride)
<b>June 3, 2000</b> vs. <b>South Africa</b> @ Washington, D.C.: 4-0 Keller Sanneh Llamosa Agos Regis Stewart-1 (Ralston) Armas Reyna-1 (c) Lewis (Olsen) Jones-2 (Kreis) B. McBride (Razov)	<b>April 26, 2000</b> vs. <b>Russia</b> @ Moscow, Russia: 0-2 Keller Hejduk (West) Fraser Berhalter Regis Jones Armas (Deering) Reyna (c) Sanneh Lewis (Kreis) B. McBride	<b>March 12, 2000</b> vs. <b>Tunisia</b> @ Birmingham, Ala.: 1-1 Meola Llamosa Fraser Regis Jones (c) (Olsen-1) Armas O'Brien Kirovski Lewis (Albright) B. McBride Kreis	<b>Feb. 19, 2000</b> vs. <b>Colombia</b> ^ @ Miami: 2-2 (1-2 pk) Friedel Agos Pope Fraser Jones (Olsen) Armas-1 Reyna (c) Kirovski (R. Williams) Lewis Wynalda B. McBride-1 (Brown)	<b>Feb. 16, 2000</b> vs. <b>Peru</b> ^ @ Miami: 1-0 Friedel Vanne Llamosa Pope Jones-1 (Olsen) Armas Reyna (c) Kirovski Lewis Wynalda (Brown) B. McBride (Razov)	<b>Feb. 12, 2000</b> vs. <b>Haiti</b> ^ @ Miami: 3-0 Friedel Agos Fraser Brown Olsen Armas Reyna (c) Kirovski-1 Lewis Wynalda-1 (R. Williams) Jones-1
<b>Jan. 29, 2000</b> vs. <b>Chile</b> @ Quimbo, Chile: 2-1 Meola Brown Pope Vanne R. Williams (Harkes) Armas (c) Lewis-1 Olsen (Jones-1) Kirovski (Deering) Wynalda (Lassiter) Razov	<b>Jan. 16, 2000</b> vs. <b>Iran</b> @ Pasadena: 1-1 Friedel Hejduk Llamosa Berhalter Regis Jones Armas (Deering) Reyna (c) Sanneh Lewis (Kreis) Jones B. McBride	<b>Nov. 17, 1999</b> vs. <b>Morocco</b> @ Marrakech, Morocco: 1-2 Keller (c) (Friedel) Regis Berhalter Brown Hejduk Deering Armas Reyna Kirovski Moore (Ralston) Wynalda-1 (Kreis)	<b>Sept. 8, 1999</b> vs. <b>Jamaica</b> @ Kingston, Jamaica: 2-2 Thornton (Hartman) Vanne Pope (C. McCarty) Cullen Cherundolo Deering R. Williams (c) Olsen H. Gutierrez (Albright-1) Kreis-1 (Wolff, Walsh) B. McBride (Razov)	<b>Aug. 3, 1999</b> vs. <b>Saudi Arabia</b> # @ Guadalajara, Mex.: 2-0 Friedel (c) Berhalter (Fraser) Balboa Hejduk McKeon Lewis Olsen Kirovski (R. Williams) Bravo-1 (C. Jones) B. McBride-1	<b>Aug. 1, 1999</b> vs. <b>Mexico</b> # @ Mexico City, Mex.: 0-1 Keller (c) Agos Berhalter Fraser Hejduk R. Williams Harkes Stewart C. Jones Kirovski B. McBride (Lewis)

<p><b>July 30, 1999</b> vs. <b>Germany #</b> @ <b>Guadalajara, Mex.: 2-0</b> Friedel (c) Agoos Balboa Brown Hejduk McKoon R. Williams Lewis Olsen-1 (Stewart) Moore-1 (Kirovski) Bravo (B. McBride)</p>	<p><b>July 28, 1999</b> vs. <b>Brazil #</b> @ <b>Guadalajara, Mex.: 0-1</b> Keller (c) Agoos Llamosa (Lewis) Fraser Hejduk Berhalter Harkes (Moore) Stewart C. Jones Kirovski B. McBride</p>	<p><b>July 24, 1999</b> vs. <b>New Zealand #</b> @ <b>Guadalajara, Mex.: 2-1</b> Keller (c) Agoos Llamosa Fraser R. Williams Harkes Lewis (Hejduk) Stewart (Olsen) Kirovski-1 C. Jones (Moore) B. McBride-1</p>	<p><b>June 13, 1999</b> vs. <b>Argentina</b> @ <b>Washington, D.C.: 1-0</b> Keller Fraser (Berhalter) Agoos Brown Lewis (Moore-1) Armas Reyna (c) Sanneh Kirovski C. Jones (Lassiter) Stewart</p>	<p><b>March 13, 1999</b> vs. <b>Mexico</b> @ <b>San Diego, Calif.: 1-2</b> Agoos (c) (Thornton) Lewis Regis Fraser Pope (Olsen) Lewis (Mathis) Armas Kirovski Hejduk-1 C. Jones B. McBride</p>	<p><b>March 11, 1999</b> vs. <b>Guatemala</b> @ <b>Los Angeles, Calif.: 3-1</b> Thornton Llamosa Agoos (c) Brown Lewis R. Williams Moore-1 Olsen (Hejduk-1) Kirovski Razov (Armas) B. McBride-1</p>
-------------------------------------------------------------------------------------------------------------------------------------------------------------------------------------------------------------------------------------------------------------	--------------------------------------------------------------------------------------------------------------------------------------------------------------------------------------------------------------------------------------------------	---------------------------------------------------------------------------------------------------------------------------------------------------------------------------------------------------------------------------------------------------------------------	-------------------------------------------------------------------------------------------------------------------------------------------------------------------------------------------------------------------------------------------------------	----------------------------------------------------------------------------------------------------------------------------------------------------------------------------------------------------------------------------------------------------	---------------------------------------------------------------------------------------------------------------------------------------------------------------------------------------------------------------------------------------------------------

<p><b>Feb. 21, 1999</b> vs. <b>Chile</b> @ <b>Fl. Lauderdale, Fla.: 2-1</b> Thornton (Presthus) Dooley (c) Brown Llamosa Lewis-1 Armas R. Williams (Cullen) Olsen-1 Deering (Mathis) Lassiter (Razov) B. McBride</p>	<p><b>Feb. 6, 1999</b> vs. <b>Germany</b> @ <b>Jacksonville, Fla.: 3-0</b> Meola (c) Fraser Agoos Brown Lewis (Hejduk) Armas Reyna-1 Sanneh-1 Kirovski-1 (Moore) C. Jones (Lassiter) B. McBride</p>	<p><b>Jan. 25, 1999</b> vs. <b>Bolivia</b> @ <b>Santa Cruz, Bolivia: 0-0</b> Meola Fraser Agoos Pope (Brown) Lewis (Baba) Armas Reyna (c) C. Jones Kirovski Moore (Lassiter) B. McBride</p>	<p><b>Nov. 6, 1998</b> vs. <b>Australia</b> @ <b>San Jose: 0-0</b> Thornton Agoos Llamosa Pope R. Williams (Armas) Lewis (Olsen) Moore Mathis (Chung) C. Jones (c) Lassiter (Brown) B. McBride</p>	<p><b>June 25, 1998</b> vs. <b>Yugoslavia **</b> @ <b>Nantes: 0-1</b> Friedel Burns Dooley (c) (Balboa) Regis Maisonneuve C. Jones Reyna Moore (Radosavljevic) Stewart Hejduk (Wynalda) B. McBride</p>	<p><b>June 21, 1998</b> vs. <b>Iran **</b> @ <b>Lyon: 1-2</b> Keller Dooley (c) (Maisonneuve) Regis Pope Moore Hejduk Reyna Ramos (Stewart) C. Jones Wegerle (Radosavljevic) B. McBride-1</p>
--------------------------------------------------------------------------------------------------------------------------------------------------------------------------------------------------------------------------------------------------------------------------	---------------------------------------------------------------------------------------------------------------------------------------------------------------------------------------------------------------------------------------------------------	-------------------------------------------------------------------------------------------------------------------------------------------------------------------------------------------------------------------------------------------------	--------------------------------------------------------------------------------------------------------------------------------------------------------------------------------------------------------------------------------------------------------	------------------------------------------------------------------------------------------------------------------------------------------------------------------------------------------------------------------------------------------------------------	---------------------------------------------------------------------------------------------------------------------------------------------------------------------------------------------------------------------------------------------------

<p><b>June 15, 1998</b> vs. <b>Germany **</b> @ <b>Paris: 0-2</b> Keller Dooley (c) Regis Pope Deering (Ramos) Maisonneuve Burns (Hejduk) Reyna Stewart C. Jones Wynalda (Wegerle)</p>	<p><b>May 30, 1998</b> vs. <b>Scotland</b> @ <b>Washington, D.C.: 0-0</b> Keller Pope Dooley (c) Burns Regis Ramos (Radosavljevic) Moore (Agoos) Deering Stewart (Lalas) C. Jones Wegerle (Wynalda)</p>	<p><b>May 24, 1998</b> vs. <b>Kuwait</b> @ <b>Portland: 2-0</b> Keller Pope Dooley (c) Burns Maisonneuve (Ramos-1) Deering Reyna (Moore) Stewart-1 (Radosavljevic) Agoos Wegerle (Wynalda)</p>	<p><b>May 16, 1998</b> vs. <b>FYR of Macedonia</b> @ <b>San Jose: 0-0</b> Keller Pope Dooley (c) Burns C. Jones Maisonneuve Deering Moore Ramos (Radosavljevic) Agoos B. McBride (Wegerle)</p>	<p><b>April 22, 1998</b> vs. <b>Austria</b> @ <b>Vienna: 3-0</b> Keller Burns Dooley (c) Pope C. Jones Reyna-1 (Wegerle) Deering Maisonneuve (Radosavljevic) Hejduk-1 (O'Brien) Stewart (Agoos) Wagner (B. McBride-1)</p>	<p><b>March 14, 1998</b> vs. <b>Paraguay</b> @ <b>San Diego: 2-2</b> Sommer Burns Lalas Balboa-1 (c) Vannoy Hejduk Sorber (Moore) Deering-1 C. Jones Wagner (Maisonneuve) Wynalda (Radosavljevic)</p>
--------------------------------------------------------------------------------------------------------------------------------------------------------------------------------------------------------------------------------------------	-------------------------------------------------------------------------------------------------------------------------------------------------------------------------------------------------------------------------------------------------------------	------------------------------------------------------------------------------------------------------------------------------------------------------------------------------------------------------------------------------------------------	----------------------------------------------------------------------------------------------------------------------------------------------------------------------------------------------------------------------------------------------------	-------------------------------------------------------------------------------------------------------------------------------------------------------------------------------------------------------------------------------------------------------------------------------	-----------------------------------------------------------------------------------------------------------------------------------------------------------------------------------------------------------------------------------------------------------

<p><b>Feb. 25, 1998</b> vs. <b>Belgium</b> @ <b>Brussels: 0-2</b> Keller Burns Lalas Balboa Agoos Stewart Harkes (c) Reyna C. Jones (Henderson) Lassiter (Radosavljevic) Wynalda (B. McBride)</p>	<p><b>Feb. 21, 1998</b> vs. <b>Netherlands</b> @ <b>Miami: 0-2</b> Keller Burns Lalas Agoos Harkes (c) Kirovski (Wynalda) Reyna Moore Stewart Wegerle (C. Jones) Radosavljevic (Lassiter)</p>	<p><b>Feb. 15, 1998</b> vs. <b>Mexico ^</b> @ <b>Los Angeles: 0-1</b> Keller Burns Lalas (B. McBride) Pope Agoos Hejduk (Reyna) Harkes (c) Moore C. Jones Wynalda Wegerle (Radosavljevic)</p>	<p><b>Feb. 10, 1998</b> vs. <b>Brazil ^</b> @ <b>Los Angeles: 1-0</b> Keller Burns Lalas Pope Agoos Hejduk Harkes (c) Moore C. Jones Wynalda (B. McBride) Wegerle (Radosavljevic-1)</p>	<p><b>Feb. 7, 1998</b> vs. <b>Costa Rica ^</b> @ <b>Oakland: 2-1</b> Friedel Agoos Balboa (Radosavljevic-1) Lalas Pope-1 (Burns) Hejduk Harkes (c) C. Jones Moore Wynalda Wegerle (B. McBride)</p>	<p><b>Feb. 1, 1998</b> vs. <b>Cuba ^</b> @ <b>Oakland: 3-0</b> Burns Berhalter (Dooley) Pope Agoos Hejduk Harkes (c) Moore-1 C. Jones (Henderson) Wynalda-1 Wegerle-1 (Radosavljevic)</p>
-------------------------------------------------------------------------------------------------------------------------------------------------------------------------------------------------------------------------------------------------------	---------------------------------------------------------------------------------------------------------------------------------------------------------------------------------------------------------------------------------------------------	---------------------------------------------------------------------------------------------------------------------------------------------------------------------------------------------------------------------------------------------------	---------------------------------------------------------------------------------------------------------------------------------------------------------------------------------------------------------------------------------------------	--------------------------------------------------------------------------------------------------------------------------------------------------------------------------------------------------------------------------------------------------------	-------------------------------------------------------------------------------------------------------------------------------------------------------------------------------------------------------------------------------------------

<p><b>Jan. 24, 1998</b> vs. <b>Sweden</b> @ <b>Orlando: 1-0</b> Friedel Burns Berhalter Pope Agoos Stewart Harkes (c) Reyna C. Jones (Wynalda) Moore (Lassiter) Wegerle-1 (Radosavljevic)</p>	<p><b>Nov. 16, 1997</b> vs. <b>El Salvador ^</b> @ <b>Foxborough, Mass.: 4-2</b> Friedel (Sommer) Vermes Caligiuri Agoos Vasquez (Sorber) Dooley Harkes (c) C. Jones Henderson-1 (Maisonneuve) Radosavljevic-1 B. McBride-2</p>	<p><b>Nov. 9, 1997</b> vs. <b>Canada ^</b> @ <b>Vancouver: 3-0</b> Friedel Pope Balboa Lalas Burns Wynalda (C. Jones) Dooley (c) Reyna-1 Radosavljevic (Stewart) J. M. Moore Wegerle-2</p>	<p><b>Nov. 2, 1997</b> vs. <b>Jamaica ^</b> @ <b>Mexico City: 0-0</b> Friedel Pope Balboa Lalas Agoos C. Jones (Henderson) Dooley Harkes (c) Wynalda (Burns) J. M. Moore Wegerle (Vasquez)</p>	<p><b>Oct. 3, 1997</b> vs. <b>Jamaica ^</b> @ <b>Washington, D.C.: 1-1</b> Friedel Keller Pope (Burns) Dooley Balboa Lalas C. Jones (Radosavljevic) Sorber (Agoos) Reyna Ramos Harkes (c) Stewart Wynalda-1</p>	<p><b>Sept. 7, 1997</b> vs. <b>Costa Rica ^</b> @ <b>Portland, Ore.: 1-0</b> Keller (c) Pope Balboa Dooley Agoos Stewart Reyna (Burns) Sorber Ramos-1 Wegerle (Radosavljevic) Lassiter (C. Jones)</p>
---------------------------------------------------------------------------------------------------------------------------------------------------------------------------------------------------------------------------------------------------	-------------------------------------------------------------------------------------------------------------------------------------------------------------------------------------------------------------------------------------------------------------------------------------	------------------------------------------------------------------------------------------------------------------------------------------------------------------------------------------------------------------------------------------------	----------------------------------------------------------------------------------------------------------------------------------------------------------------------------------------------------------------------------------------------------	-----------------------------------------------------------------------------------------------------------------------------------------------------------------------------------------------------------------------------------------------------------------------------	-----------------------------------------------------------------------------------------------------------------------------------------------------------------------------------------------------------------------------------------------------------

<p><b>Aug. 7, 1997</b> vs. <b>Ecuador</b> @ <b>Baltimore: 0-1</b> Friedel Vannoy Fraser Dooley (c) Santel Maisonneuve (Ralston) Vasquez Chung (Henderson) Ramos Radosavljevic Lassiter (Hejduk)</p>	<p><b>June 29, 1997</b> vs. <b>El Salvador ^</b> @ <b>San Salvador: 1-1</b> Friedel Pope Balboa Lalas Agoos C. Jones Harkes (c) Stewart (M. Mason) Wagner (Lassiter-1) Kirovski (Reyna)</p>	<p><b>June 17, 1997</b> vs. <b>Israel</b> @ <b>Jacksonville, Fla.: 2-1</b> Friedel (Sommer) Burns Pope Lalas-1 Agoos (Chronopoulos) C. Jones (M. Mason) Sorber Harkes (c) Deering (Kirovski-1) Wagner (Lassiter) Wynalda</p>	<p><b>June 4, 1997</b> vs. <b>Paraguay</b> @ <b>St. Louis: 0-0</b> Friedel Burns Balboa Lalas Agoos M. Mason (Washington) Sorber Erose (Maisonneuve) Harkes (c) Kirovski Wynalda</p>	<p><b>April 20, 1997</b> vs. <b>Mexico ^ (OG)</b> @ <b>Foxborough, Mass.: 2-2</b> Keller Pope-1 Balboa Lalas (M. Mason) Agoos Harkes (c) Sorber Dooley (Wagner) C. Jones Reyna Wynalda</p>	<p><b>March 23, 1997</b> vs. <b>Costa Rica ^</b> @ <b>San Jose, CR: 2-3</b> Keller Dooley Pope (Burns) Lalas Agoos Sanneh Reyna (Vermes) Harkes (c) C. Jones Wagner (Lassiter-1) Wynalda-1</p>
---------------------------------------------------------------------------------------------------------------------------------------------------------------------------------------------------------------------------------------------------------	---------------------------------------------------------------------------------------------------------------------------------------------------------------------------------------------------------------------------------------------	----------------------------------------------------------------------------------------------------------------------------------------------------------------------------------------------------------------------------------------------------------------------------------	------------------------------------------------------------------------------------------------------------------------------------------------------------------------------------------------------------------------------------------	------------------------------------------------------------------------------------------------------------------------------------------------------------------------------------------------------------------------------------------------	----------------------------------------------------------------------------------------------------------------------------------------------------------------------------------------------------------------------------------------------------

<p><b>March 16, 1997</b> vs. <b>Canada ^</b> @ <b>Palo Alto, Calif.: 3-0</b> Keller Balboa Lalas Pope-1 Agoos Dooley Reyna (Sorber) Harkes (c) (M.deMason) Stewart-1 Wagner Wynalda-1</p>	<p><b>March 2, 1997</b> vs. <b>Jamaica ^</b> @ <b>Kingston: 0-0</b> Keller Dooley Burns Lalas Agoos Reyna (Sorber) Harkes (c) Stewart C. Jones Wynalda (Lassiter) Wynalda</p>	<p><b>Feb. 1, 1997</b> vs. <b>China</b> @ <b>Guangzhou, China: 1-1</b> Dodd Burns Lalas-1 Balboa Corrales C. Jones Vasquez (Kreiss) Wynalda (c) Sanneh B. McBride Lassiter</p>	<p><b>Jan. 29, 1997</b> vs. <b>China</b> @ <b>Kuning, China: 1-2</b> Dodd Burns Calichman (Lalas) Balboa Pittman (Corrales) Ralston (Sanneh) Kreiss (Lassiter) Vasquez Joseph (C. Jones) B. McBride Wynalda-1 (c)</p>	<p><b>Jan. 22, 1997</b> vs. <b>Denmark</b> @ <b>Pasadena, Calif.: 1-4</b> Friedel (Dodd) Lalas Calichman Agoos (c) Ralston (Kreiss) Burns Reyna J. M. Moore-1 C. Jones Lassiter (B. McBride) Kirovski (Radosavljevic)</p>	<p><b>Jan. 19, 1997</b> vs. <b>Mexico</b> @ <b>Pasadena, Calif.: 0-2</b> Friedel Lalas Agoos (c) Burns Vasquez (Radosavljevic) Kreiss (Hejduk) Reyna J. M. Moore C. Jones B. McBride (Lassiter) Kirovski (Calichman)</p>
-----------------------------------------------------------------------------------------------------------------------------------------------------------------------------------------------------------------------------------------------	-----------------------------------------------------------------------------------------------------------------------------------------------------------------------------------------------------------------------------------	------------------------------------------------------------------------------------------------------------------------------------------------------------------------------------------------------------------------------------	---------------------------------------------------------------------------------------------------------------------------------------------------------------------------------------------------------------------------------------------------------------------------	-------------------------------------------------------------------------------------------------------------------------------------------------------------------------------------------------------------------------------------------------------------------------------	------------------------------------------------------------------------------------------------------------------------------------------------------------------------------------------------------------------------------------------------------------------------------

<b>Jan. 17, 1997</b> vs. Peru @ San Diego, Calif.: 0-1 Friedel Lalas Agoos (c) Burns Ralston (Kirovski) Reyna Radosavjevic (C. Jones) J. M. Moore Hejduk (Kreiss) B. McBride Lassiter	<b>Dec. 21, 1996</b> vs. Guatemala * @ San Salvador: 2-2 Friedel Agoos (c) Pope (Vannoy) Vasquez Burns Reyna (J. M. Moore) Kirovski Kreiss Hejduk-1 (Joseph) Radosavjevic-1 B. McBride (J. M. Moore)	<b>Dec. 14, 1996</b> vs. Costa Rica * @ Palo Alto, Calif.: 2-1 Friedel Agoos Pope Lalas Burns Reyna (J. M. Moore) Stewart Harkes (c) C. Jones (Kirovski) Lassiter-1 B. McBride-1	<b>Dec. 1, 1996</b> vs. Costa Rica * @ Port of Spain: 1-2 Friedel Caligiuri Pope Lalas Harkes (c) Reyna Agoos C. Jones-1 Radosavjevic (Burns) J. M. Moore (B. McBride) Wynalda	<b>Nov. 24, 1996</b> vs. Trinidad & Tobago * @ Port of Spain: 1-0 Keller Dooley (Caligiuri) Pope Lalas Harkes (c) Reyna Agoos Ramos (Burns) Stewart J. M. Moore-1 Wynalda (C. Jones)	<b>Nov. 10, 1996</b> vs. Trinidad & Tobago * @ Richmond, Va.: 2-0 Keller Dooley-1 Pope Lalas Harkes (c) Reyna Agoos Ramos Stewart Moore (Radosavjevic) Wynalda-1 (C. Jones)
<b>Nov. 3, 1996</b> vs. Guatemala * @ Washington, D.C.: 2-0 Keller Dooley (Burns) Agoos Lalas Harkes (c) Reyna (B. McBride-1) Ramos C. Jones (Radosavjevic) Stewart J. M. Moore Wynalda-1	<b>Oct. 16, 1996</b> vs. Peru @ Lima: 1-4 Dodd (c) Larzin Lalano Itanni Ibsen Lewis (Leonetti) Brose-1 Benedicti (Corrales) Harbor (Cozier) Eck (Holocher)	<b>Aug. 30, 1996</b> vs. El Salvador @ Los Angeles: 3-1 Friedel Agoos Lalas Caligiuri Harkes (c) (Sorber) J. M. Moore-2 Ramos Kreiss (Lassiter) Kreiss (Joseph) Wagner (B. McBride) Wynalda-1 (Hejduk)	<b>June 16, 1996</b> vs. Mexico @ Pasadena, Calif.: 2-2 Friedel Balboa Lalas Burns (Sorber) Caligiuri C. Jones Harkes (c) Dooley-1 Ramos Reyna Wynalda-1 (B. McBride)	<b>June 12, 1996</b> vs. Bolivia @ Washington, D.C.: 0-2 Friedel Balboa Lalas Burns Agoos (Lassiter) C. Jones Harkes (c) Reyna Ramos Kirovski (Dooley) Wynalda	<b>June 9, 1996</b> vs. Ireland @ Foxborough, Mass.: 2-1 Friedel Dooley Balboa Lalas Burns Agoos C. Jones Harkes (c) Reyna-1 (Kirovski) Ramos-1 (Lassiter) Wynalda (Caligiuri)
<b>May 26, 1996</b> vs. Scotland @ New Britain, Conn.: 2-1 Sommer Balboa Lalas Burns Agoos C. Jones-1 Harkes (c) Reyna (B. McBride) Dooley (Kirovski) Ramos Wynalda-1	<b>Jan. 21, 1996</b> vs. Guatemala ^ @ Los Angeles: 3-0 Keller Balboa (c) Agoos-1 Lalas Reyna Burns C. Jones Harkes (Caligiuri) Ramos (Lassiter) J. M. Moore Wynalda-1 (Kirovski-1)	<b>Jan. 18, 1996</b> vs. Brazil ^ @ Los Angeles: 0-1 Keller Balboa (c) Agoos (Lassiter) Lalas Dooley (Reyna) Burns C. Jones Harkes Ramos J. M. Moore Wynalda	<b>Jan. 16, 1996</b> vs. El Salvador ^ @ Anaheim, Calif.: 2-0 Keller Balboa-1 (c) Agoos Lalas Dooley (Caligiuri) Burns C. Jones Harkes (Reyna) Ramos J. M. Moore Wynalda-1 (Kirovski)	<b>Jan. 13, 1996</b> vs. Trinidad & Tobago ^ @ Anaheim, Calif.: 3-2 Keller Balboa (c) Caligiuri Lalas Agoos Sorber (Burns) Reyna Jones Ramos Moore-1 (Lassiter) Wynalda-2	<b>Oct. 8, 1995</b> vs. Saudi Arabia @ Washington, D.C.: 4-3 Friedel (Sommer) Keller Agoos Burns Caligiuri (c) Lalas-1 Trittschuh J. M. Moore-1 Ramos-1 (Klopas) Reyna Sorber Wegerle (Lassiter-1)
<b>Aug. 16, 1995</b> vs. Sweden @ Norrkoping, Sweden: 0-1 Friedel (c) Caligiuri Lapper Burns Lalas Pittman Agoos Reyna J. M. Moore Klopas (Lassiter) Wegerle (Kirovski)	<b>July 22, 1995</b> vs. Colombia ^ @ Maldonado, Uruguay: 1-4 Keller Caligiuri (c) Lapper Burns Burns (C. Jones) Sorber (Ramos) Reyna Stewart J. M. Moore-1 Kirovski (Kerr) Klopas	<b>July 20, 1995</b> vs. Brazil @ @ Maldonado, Uruguay: 0-1 Keller Burns Lalas Caligiuri Dooley Harkes (c) C. Jones (Klopas) Ramos Stewart Wynalda (Sorber) J. M. Moore	<b>July 17, 1995</b> vs. Mexico (4-1pk) @ @ Paysandu, Uruguay: 0-0 Friedel Keller Burns Lalas Caligiuri Dooley Harkes (c) C. Jones (Ramos) Stewart (Klopas) Reyna (Sorber) Wynalda J. M. Moore	<b>July 14, 1995</b> vs. Argentina @ @ Paysandu, Uruguay: 3-0 Friedel Keller Balboa (c) (Burns) Lalas-1 Caligiuri Dooley Dooley Harkes C. Jones Stewart Klopas-1 (Ramos) Wynalda-1 J. M. Moore	<b>July 11, 1995</b> vs. Bolivia ^ @ Paysandu, Uruguay: 0-1 Friedel Balboa (c) Lalas Caligiuri Burns (Ramos) Dooley Harkes (c) C. Jones Stewart Klopas (Kerr) Wynalda
<b>July 8, 1995</b> vs. Chile @ @ Paysandu, Uruguay: 2-1 Keller Balboa (c) Lalas Caligiuri Burns Dooley Harkes Sorber (C. Jones) Stewart Reyna (J. M. Moore) Wynalda-2 (Ramos)	<b>June 25, 1995</b> vs. Colombia @ Piscataway, N.J.: 0-0 Friedel Balboa Lalas Dooley (Henderson) Caligiuri (Bliss) Burns Harkes (c) Sorber Reyna (Kirovski) Klopas (C. Jones) Wynalda	<b>June 18, 1995</b> vs. Mexico @ Washington, D.C.: 4-0 Keller Balboa (c) Lalas Dooley-1 Caligiuri Burns Harkes-1 Sorber Reyna-1 (Ramos) Wegerle-1 (C. Jones) Wynalda (Kerr)	<b>June 11, 1995</b> vs. Nigeria @ Foxborough, Mass.: 3-2 Friedel Dooley Dooley Bliss (Lalas) Caligiuri Burns Harkes-1 Sorber Stewart (Kirovski) Klopas Wegerle (C. Jones-1)	<b>May 28, 1995</b> vs. Costa Rica @ Tampa: 2-1 Friedel Dooley Lapper (Bliss) Agoos (Kirovski) Caligiuri-1 (c) C. Jones Burns Reyna Henderson Kerr (Quesada) Wegerle	<b>April 22, 1995</b> vs. Belgium @ Brussels: 0-1 Friedel Lapper Caligiuri (c) Agoos Ibsen C. Jones Kerr (Lozzano) Burns (Bravo) Klopas (Kirovski, Salcedo) Wynalda (Berhalter) Stewart
<b>March 25, 1995</b> vs. Uruguay @ Dallas: 2-2 Sommer Agoos Caligiuri Lalas (c) Lozzano (Ibsen) Burns Deering (Razov) C. Jones Kerr-1 Kirovski Stewart-1	<b>Dec. 11, 1994</b> vs. Honduras @ Fullerton, Calif.: 1-1 Hahnemann Balboa (c) Doyle Agoos Caligiuri (Ibsen) Burns (Bravo) Sorber Michallik (Lozzano) Henderson Dunn (Vargas) Kirovski-1	<b>Nov. 22, 1994</b> vs. Jamaica @ Kingston: 3-0 Hahnemann (Thornton) Balboa (c) (J. Salcedo) Doyle Agoos Caligiuri (Ibsen) Burns Sorber Michallik Lozzano Klopas-2 (Vargas) Kirovski-1 (Dunn)	<b>Nov. 19, 1994</b> vs. Trinidad and Tobago @ Port of Spain: 0-1 Hahnemann Balboa (c) Doyle Agoos Lozzano (Vargas) Caligiuri (Ibsen) Burns Michallik (J. Salcedo) Sorber Michallik Klopas Kirovski (Dunn)	<b>Oct. 19, 1994</b> vs. Saudi Arabia @ Dhahran: 1-2 Friedel (Sommer) Balboa (c) Doyle (Berhalter) Agoos Lozzano (Ligeon) Sorber Reyna C. Jones Michallik (Deering) Klopas-1 (Kirovski) Kerr	<b>Sept. 7, 1994</b> vs. England @ London: 0-2 Friedel (Sommer) Agoos (Lapper) Balboa Lalas Caligiuri Dooley (c) C. Jones Kerr Reyna (J. M. Moore) Perez (Wynalda) Klopas (Klopas)
<b>July 4, 1994</b> vs. Brazil ** @ Palo Alto, Calif.: 0-1 Meola (c) Dooley Balboa Caligiuri Clavijo Lalas Perez (Wegerle) Ramos (Wynalda) Sorber C. Jones Stewart	<b>June 26, 1994</b> vs. Romania ** @ Pasadena, Calif.: 0-1 Meola (c) Balboa Caligiuri Clavijo Lalas Harkes Ramos (C. Jones) Sorber (Wegerle) Stewart Wynalda	<b>June 22, 1994</b> vs. Colombia ** (OG) @ Pasadena, Calif.: 2-1 Meola (c) Clavijo Balboa Caligiuri Lalas Ramos Harkes Dooley Sorber Wynalda (Wegerle) Stewart-1 (C. Jones)	<b>June 18, 1994</b> vs. Switzerland ** @ Pontiac, Mich.: 1-1 Meola (c) Balboa Caligiuri Kooiman Lalas Burns Dooley Ramos Sorber Wynalda-1 (Wegerle) Stewart (C. Jones)	<b>June 4, 1994</b> vs. Mexico @ Pasadena, Calif.: 1-0 Meola (c) Dooley Lalas Caligiuri Kooiman Burns Sorber Reyna (C. Jones) Perez (Wegerle-1, J. M. Moore) Klopas (Wynalda)	<b>May 28, 1994</b> vs. Greece @ New Haven, Conn.: 1-1 Friedel Balboa Lalas Caligiuri Burns Sorber Dooley (c) Reyna (Wegerle) Ramos Perez (Wynalda) Klopas-1 (Stewart)

**May 25, 1994**  
vs. Saudi Arabia  
@ Piscataway, N.J.: 0-0  
Meola (c)  
Balboa  
Lalas  
Bliss (Sorber)  
Caligiuri  
Burns  
Dooley  
Reyna (Wegerle)  
C. Jones (Ramos)  
Perez (Wynalda)  
Klopas (Stewart)

**May 15, 1994**  
vs. Armenia  
@ Fullerton, Calif.: 1-0  
Meola (c)  
Balboa  
Lalas  
Caligiuri  
Burns  
Dooley (Sorber)  
Reyna  
C. Jones (J. M. Moore)  
Kinnear (Henderson)  
Klopas-1

**May 7, 1994**  
vs. Estonia  
@ Fullerton, Calif.: 4-0  
Friedel  
Balboa-1 (c)  
Lalas (Lapper)  
Agoos  
Agos  
Burns  
Reyna-1  
Henderson (Kinnear)  
C. Jones (Michallik)  
Perez  
Klopas-1 (J.M. Moore-1)

**April 30, 1994**  
vs. Chile  
@ Albuquerque, N.M.: 0-2  
Meola (c)  
Balboa (Reyna)  
Lalas  
Agoos (Caligiuri)  
Caligiuri  
Burns  
Dooley  
Michallik (Sorber)  
C. Jones  
Perez (Kinnear)  
Klopas (Henderson)

**April 24, 1994**  
vs. Iceland  
@ San Diego: 1-2  
Friedel  
Balboa (Kinnear)  
Lalas  
Agoos (Caligiuri)  
Clavijo  
Dooley (c)  
Quinn  
Reyna  
C. Jones  
Perez  
Klopas-1

**April 20, 1994**  
vs. Moldova  
@ Natick, N.C.: 3-0  
Meola (c)  
Balboa (Dooley)  
Lapper-1  
Armstrong  
Michallik (Henderson)  
Agoos  
Quinn  
Burns (Sorber)  
C. Jones  
Reyna-1 (Kinnear)  
Klopas-1 (Vermes)

**April 16, 1994**  
vs. Moldova  
@ Jacksonville, Fla.: 1-1  
Friedel  
Balboa  
Lalas  
Caligiuri  
Clavijo  
Dooley (c) (Burns)  
Sorber-1  
Henderson (Michallik)  
C. Jones  
Perez  
Kinnear (Reyna)

**March 26, 1994**  
vs. Bolivia  
@ Dallas: 2-2  
Meola (c)  
Balboa  
Lalas  
Armstrong  
Agoos (Caligiuri)  
Burns  
Dooley  
Henderson  
C. Jones  
Perez-2 (Michallik)  
Vermes (Reyna)

**March 12, 1994**  
vs. Korea Republic  
@ Fullerton, Calif.: 1-1  
Friedel  
Balboa-1  
Lalas  
Armstrong (Agoos)  
Caligiuri (Clavijo)  
Burns  
Dooley (c)  
Henderson  
C. Jones  
Perez (Quinn)  
Klopas (Reyna)

**Feb. 20, 1994**  
vs. Sweden  
@ Miami: 1-3  
Friedel  
Balboa (Caligiuri)  
Armstrong  
Lapper (Quinn)  
Lalas  
Burns  
Dooley (c)  
Michallik (Reyna)  
C. Jones  
Perez-1  
J. M. Moore (Klopas)

**Feb. 18, 1994**  
vs. Bolivia  
@ Miami: 1-1  
Meola (c)  
Balboa  
Armstrong (Caligiuri)  
Lapper  
Lalas  
Quinn (Burns)  
Dooley  
Henderson (Reyna)  
C. Jones-1  
Perez  
J. M. Moore (Klopas)

**Feb. 13, 1994**  
vs. Romania  
@ Hong Kong: 1-2  
Meola (c)  
Balboa-1  
Lapper  
Armstrong  
Dooley (Quinn)  
Burns  
Henderson  
C. Jones  
Perez  
J. M. Moore (Michallik)

**Feb. 10, 1994**  
vs. Denmark  
@ Hong Kong: 0-0 (2-4 pk)  
Friedel  
Armstrong  
Lapper  
Lalas  
Agoos  
Burns  
Dooley (c) (Quinn)  
Henderson  
C. Jones (Reyna)  
Kinnear  
J. M. Moore (Perez)

**Jan. 29, 1994**  
vs. Russia  
@ Seattle: 1-1  
Meola (c)  
Armstrong  
Lapper  
Lalas-1  
Agoos  
Burns  
Dooley (Quinn)  
Henderson  
C. Jones (Chung)  
Kinnear  
J. M. Moore (Reyna)

**Jan. 22, 1994**  
vs. Switzerland (06)  
@ Barton, Calif.: 1-1  
Friedel  
Armstrong  
Lapper (Balboa)  
Lalas  
Caligiuri  
Agoos (Burns)  
Dooley (c)  
Michallik (Brose)  
C. Jones  
Perez (Reyna)  
J. M. Moore (Vermes)

**Jan. 15, 1994**  
vs. Norway  
@ Tempe, Ariz.: 2-1  
Meola (c)  
Armstrong (Balboa-1)  
Lapper  
Agoos (Burns)  
Lalas  
Sorber (Clavijo)  
Dooley  
Henderson (Brose)  
C. Jones-1  
Kinnear (Reyna)  
J. M. Moore

**Dec. 18, 1993**  
vs. Germany  
@ Palo Alto, Calif.: 0-3  
Friedel  
Armstrong  
Lapper  
Lalas  
Agoos (Bliss)  
Sorber  
Dooley (c)  
J. M. Moore (Kinnear)  
C. Jones  
Perez (Deering)  
Stewart

**Dec. 5, 1993**  
vs. El Salvador  
@ Los Angeles: 7-0  
Meola  
Dooley (Balboa)  
Lapper (Caligiuri)  
Agoos (Santel)  
Lalas  
Sorber  
Kinnear-2 (Chung)  
C. Jones  
Henderson (Michallik)  
Perez-1 (c)  
J. M. Moore-4

**Nov. 14, 1993**  
vs. Cayman Islands  
@ Mission Viejo, Calif.: 8-1  
Friedel  
Armstrong  
Lapper  
Agoos-1 (T. Martin)  
Lalas  
Sorber (K. Smith)  
Kinnear-2 (Santel-1)  
Henderson (Michallik)  
C. Jones  
Perez (c) (Chung-2)  
J. M. Moore-2

**Nov. 7, 1993**  
vs. Jamaica  
@ Fullerton, Calif.: 1-0  
Friedel  
Armstrong  
Lapper  
Agoos (Michallik)  
Lalas-1  
Dooley  
Sorber (Chung)  
J. M. Moore  
Henderson (Santel)  
Perez (Kinnear)  
Washington (Quinn)

**Oct. 23, 1993**  
vs. Ukraine  
@ Bethlehem, Pa.: 0-1  
Friedel  
Armstrong  
Lapper  
Agoos  
Lalas  
Dooley (c)  
Santel (Washington)  
Sorber  
Agoos  
Perez (Chung)  
C. Jones

**Oct. 16, 1993**  
vs. Ukraine  
@ High Point, N.C.: 1-2  
Meola (c)  
Armstrong  
Lapper  
Lalas  
Caligiuri  
Clavijo  
Dooley  
Quinn  
Michallik  
Kinnear (Washington)  
Perez-1 (Chung)  
Vermes

**Oct. 13, 1993**  
vs. Mexico  
@ Washington, D.C.: 1-1  
Friedel  
Armstrong  
Kooiman  
Lalas  
Agoos  
Dooley (c)  
Sorber  
C. Jones-1  
J. M. Moore (Chung)  
Perez (Deering)  
Stewart

**Sept. 8, 1993**  
vs. Norway  
@ Oslo: 0-1  
Friedel  
Armstrong  
Lapper  
Agoos  
Lalas  
Dooley (c)  
Sorber  
C. Jones  
Kinnear (J. M. Moore)  
Perez (Chung)  
Wegerle

**Aug. 31, 1993**  
vs. Iceland  
@ Reykjavik: 1-0  
Friedel  
Armstrong  
Lapper  
Lalas  
Agoos  
Dooley (c)  
Sorber  
Henderson (J. M. Moore)  
C. Jones  
Perez (Chung)  
Stewart-1

**July 25, 1993**  
vs. Mexico ^  
@ Mexico City: 0-4  
Friedel  
Armstrong  
Doyle  
Kooiman  
Lalas  
Dooley  
Harkes  
Henderson  
C. Jones (Kinnear)  
Wegerle (J. M. Moore)  
Wynalda

**July 21, 1993**  
vs. Costa Rica ^  
@ Dallas: 1-0 ot  
Friedel  
Armstrong  
Kooiman-1  
Clavijo (C. Jones)  
Lalas  
Dooley  
Henderson  
Harkes  
Ramos  
Wegerle  
Wynalda

**July 17, 1993**  
vs. Honduras ^  
@ Dallas: 1-0  
Meola (c)  
Armstrong  
Kooiman  
Clavijo  
Lalas-1  
Dooley (Kinnear)  
Harkes  
Henderson  
Ramos  
Wegerle  
Wynalda (J. M. Moore)

**July 14, 1993**  
vs. Panama ^  
@ Dallas: 2-1  
Meola (c)  
Armstrong  
Kooiman  
Clavijo  
Lalas  
Dooley-1  
Harkes  
C. Jones  
Ramos  
Wynalda-1  
Vermes (Wegerle, Kinnear)

**July 10, 1993**  
vs. Jamaica ^  
@ Dallas: 1-0  
Meola (c)  
Armstrong  
Kooiman  
Clavijo  
Harkes (Lalas)  
Dooley  
Henderson  
C. Jones  
Ramos  
Wegerle  
Wynalda-1 (Kinnear)

**June 22, 1993**  
vs. Venezuela @  
@ Quito, Ecuador: 3-3  
Friedel  
Kooiman  
Doyle-1  
Clavijo  
Caligiuri  
Lalas  
Henderson-1  
C. Jones (B. Murray)  
Ramos (c)  
Kinnear-1 (Harbor)  
Vermes

**June 19, 1993**  
vs. Ecuador @  
@ Quito, Ecuador: 0-2  
Friedel  
Kooiman  
Lapper  
Doyle  
Clavijo  
Agoos  
Lalas  
C. Jones  
Henderson (Kinnear)  
Ramos (c)  
B. Murray (Harbor)

**June 16, 1993**  
vs. Uruguay @  
@ Ambato, Ecuador: 0-1  
Friedel  
Armstrong (Agoos)  
Lapper  
Kooiman  
Clavijo  
Caligiuri  
Lalas  
C. Jones  
B. Wooding (B. Murray)  
Ramos (c)  
Harbor

**June 13, 1993**  
vs. Germany  
@ Chicago: 3-4  
Meola (c)  
Armstrong  
Doyle  
Lapper  
Clavijo  
Agoos (Lalas)  
Dooley-2  
Harkes  
Ramos (C. Jones)  
Wegerle  
Wynalda (Stewart-1)

**June 9, 1993**  
vs. England  
@ Foxborough, Mass.: 2-0  
Meola (c)  
Armstrong  
Doyle  
Lapper  
Clavijo  
Agoos  
Dooley-1 (Lalas-1)  
Harkes  
Ramos (C. Jones)  
Wegerle  
Wynalda (Stewart)

**June 6, 1993**  
vs. Brazil  
@ New Haven, Conn.: 0-2  
Meola (c)  
Armstrong  
Doyle  
Lapper  
Clavijo  
Agoos  
Harkes  
Henderson (B. Wooding)  
B. Murray (C. Jones)  
Wegerle  
Harbor (Stewart)

**May 26, 1993**  
vs. Peru  
@ Mission Viejo, Calif.: 0-0  
Meola (c)  
Armstrong  
Kooiman  
Clavijo  
Caligiuri (Agoos)  
Quinn (Lalas)  
Henderson  
B. Murray (C. Jones)  
J. M. Moore (Chung)  
Kinnear  
Wegerle

**May 23, 1993**  
vs. Bolivia  
@ Fullerton, Calif.: 0-0  
Friedel  
Armstrong  
Lapper  
Clavijo  
Caligiuri  
Quinn (Lalas)  
Henderson  
B. Murray (C. Jones)  
J. M. Moore  
Kinnear (Chung)  
Vermes (c)

**May 8, 1993**  
vs. Colombia  
@ Miami: 1-2  
Meola (c)  
Armstrong (Michallik)  
Doyle  
Lapper  
Caligiuri  
Agoos  
Clavijo  
Lalas-1  
Henderson  
B. Murray (C. Jones)  
Kinnear (J. M. Moore)  
Vermes (Harbor)

**April 17, 1993**  
vs. Iceland  
@ Costa Mesa, Calif.: 1-1  
Meola (c)  
Balboa (Armstrong)  
Doyle  
Clavijo (J. M. Moore)  
Caligiuri  
Quinn  
Henderson (Allnut, Vermes-1)  
Chung  
C. Jones  
Kinnear  
Harbor

**April 9, 1993**  
vs. Saudi Arabia  
@ Riyadh: 2-0  
Friedel  
Balboa (c)  
Lalas  
Lapper  
Agoos (Caligiuri)  
Clavijo  
Quinn (Michallik-1)  
Henderson (J. M. Moore-1)  
B. Murray (Jones, Kinnear)  
Perez  
Harbor (Vermes)

**March 25, 1993**  
vs. Honduras  
@ Tegucigalpa: 1-4  
Friedel  
Lalas  
Lapper  
Agoos (Eichmann)  
Allnut-1  
Sorber  
Henderson (c) (Gjonbalaj)  
Chung (B. McBride)  
J. M. Moore  
C. Jones (Prampin)  
Ervine

<b>March 23, 1993</b> vs. El Salvador @ San Salvador: 2-2 Stanisic Imler (Allnutt-1) Lapper Agoos Lalás Sorber (Eichmann) Henderson (c) Chung J. M. Moore C. Jones-1 (Prampin) Gjonbalaj (Ervine)	<b>March 14, 1993</b> vs. Japan @ Tokyo: 1-3 Meola (c) Balboa Lapper Clavijo Caligiuri Quinn (Armstrong) Henderson B. Murray (C. Jones) Perez-1 Harbor	<b>March 10, 1993</b> vs. Hungary @ Costa Rica, Japan: 0-0 Friedel Balboa (c) Lapper Clavijo Caligiuri Dooley Quinn Henderson B. Murray (C. Jones) Perez (J. M. Moore) Harbor	<b>March 3, 1993</b> vs. Canada @ Palo Alto, Calif.: 2-2 Meola (c) (Friedel) Balboa (Armstrong) Clavijo Lapper Caligiuri Quinn (Sorber) Henderson B. Murray-1 (Vermes) J. M. Moore Kinneer-1 (Chung) Harbor	<b>Feb. 21, 1993</b> vs. Russia @ Palo Alto, Calif.: 0-0 Friedel Balboa (c) Doyle Clavijo Lapper Armstrong (Caligiuri) Quinn (Sorber) Kinneer Henderson (C. Jones) Vermes (J. M. Moore) Harbor	<b>Feb. 13, 1993</b> vs. Russia @ Orlando: 0-1 Meola (c) Balboa Lapper Caligiuri (Agoos) Clavijo Armstrong (Sorber) B. Woodring (Michallik) Kinneer (C. Jones) Vermes Klopas Henderson (J. M. Moore)
------------------------------------------------------------------------------------------------------------------------------------------------------------------------------------------------------------------------------------------	--------------------------------------------------------------------------------------------------------------------------------------------------------------------------------------------	----------------------------------------------------------------------------------------------------------------------------------------------------------------------------------------------------------------------	----------------------------------------------------------------------------------------------------------------------------------------------------------------------------------------------------------------------------------------------------	---------------------------------------------------------------------------------------------------------------------------------------------------------------------------------------------------------------------------------------	---------------------------------------------------------------------------------------------------------------------------------------------------------------------------------------------------------------------------------------------

<b>Feb. 6, 1993</b> vs. Romania @ Santa Barbara, Calif.: 1-1 Friedel Balboa (c) Lapper Clavijo (Agoos) Caligiuri Michallik (Armstrong) Henderson (C. Jones) Sorber Kinneer-1 Wynalda Vermes (J. M. Moore)	<b>Jan. 30, 1993</b> vs. Denmark @ Tempe, Ariz.: 2-2 Meola (c) Balboa Lapper Caligiuri (Armstrong) Clavijo (Lalás) Michallik Henderson (C. Jones) B. Murray-1 J. M. Moore-1 Kinneer (Sorber) Vermes (Harbor)	<b>Oct. 19, 1992</b> vs. Ivory Coast # @ Riyadh, Saudi Arabia: 5-2 Meola (c) Clavijo Balboa-1 Lapper Caligiuri Michallik Henderson (C. Jones-1) B. Murray-2 J. M. Moore-1 Kinneer (Sorber) Wynalda-1 Vermes (Kinneer)	<b>Oct. 15, 1992</b> vs. Saudi Arabia # @ Riyadh, Saudi Arabia: 0-3 Meola (c) Clavijo Balboa Lapper Harkes Quinn Henderson (Harbor) B. Murray (Caligiuri) Ramos Wynalda-1 Wegerle	<b>Oct. 9, 1992</b> vs. Canada @ Greensboro, N.C.: 0-0 Meola (c) Clavijo Balboa Lapper Caligiuri (J. DeBrito) Henderson (Allnutt) Quinn (Michallik) B. Murray (C. Jones) Perez Vermes (Kinneer) Harbor	<b>Sept. 3, 1992</b> vs. Canada @ St. John's: 2-0 Friedel Clavijo (Kmosko) Balboa Lapper DeBrito (Gosselin) Burns Sorber-1 Chung J. M. Moore C. Jones (Allnutt) Vermes-1 (c) (Leonetti)
--------------------------------------------------------------------------------------------------------------------------------------------------------------------------------------------------------------------------------------------------	-----------------------------------------------------------------------------------------------------------------------------------------------------------------------------------------------------------------------------------------------------	-----------------------------------------------------------------------------------------------------------------------------------------------------------------------------------------------------------------------------------------------------------------	--------------------------------------------------------------------------------------------------------------------------------------------------------------------------------------------------------------------------	-----------------------------------------------------------------------------------------------------------------------------------------------------------------------------------------------------------------------------------------------	--------------------------------------------------------------------------------------------------------------------------------------------------------------------------------------------------------------------------------

<b>Aug. 2, 1992</b> vs. Brazil @ Los Angeles: 0-1 Meola (c) Balboa Dooley Doyle Armstrong Clavijo Quinn (Michallik) Sorber B. Murray (Chung) Perez Sullivan (Acosta)	<b>July 31, 1992</b> vs. Colombia @ Los Angeles: 0-1 Meola (c) Balboa Dooley Armstrong Clavijo Quinn Kinneer (Sorber) B. Murray Michallik (Acosta) Perez Vermes (Sullivan)	<b>June 27, 1992</b> vs. Ukraine @ Piscataway, N.J.: 0-0 Meola (c) Balboa Doyle Armstrong Clavijo Quinn Michallik (Sorber) B. Murray Kinneer (Masters) Wynalda (Chung) Vermes	<b>June 13, 1992</b> vs. Australia @ Orlando: 0-1 Meola (c) (Dodd) Clavijo Balboa Doyle Armstrong Savage Quinn Michallik Chung (Ibsen) B. Murray (Sorber) Perez Stewart	<b>June 6, 1992</b> vs. Italy @ Chicago: 1-1 Meola (c) Balboa Dooley Doyle Caligiuri Quinn Ramos (Michallik) B. Murray (Clavijo) Harkes-1 Perez (Stewart) Wegerle	<b>June 3, 1992</b> vs. Portugal @ Chicago: 1-0 Meola (c) Balboa Dooley Doyle Caligiuri (Clavijo) Quinn Ramos B. Murray (Henderson) Harkes (Michallik) Perez (Stewart) Wegerle-1
-------------------------------------------------------------------------------------------------------------------------------------------------------------------------------------------------------------	-------------------------------------------------------------------------------------------------------------------------------------------------------------------------------------------------------------------	----------------------------------------------------------------------------------------------------------------------------------------------------------------------------------------------------------------------	-------------------------------------------------------------------------------------------------------------------------------------------------------------------------------------------------------------------	----------------------------------------------------------------------------------------------------------------------------------------------------------------------------------------------------------	-------------------------------------------------------------------------------------------------------------------------------------------------------------------------------------------------------------------------

<b>May 30, 1992</b> vs. Ireland @ Washington, D.C.: 3-1 Meola (c) Balboa-1 Doyle Doyle Caligiuri Quinn Harkes-1 Ramos-1 (Michallik) B. Murray (Wegerle) Perez (Stewart, Henderson) Vermes (Clavijo)	<b>May 17, 1992</b> vs. Scotland @ Denver, Colo.: 0-1 Keller Balboa Armstrong Doyle Clavijo Michallik (Ibsen) Quinn Henderson Perez Kinneer (c) Wynalda	<b>April 29, 1992</b> vs. Ireland @ Dublin: 1-4 Meola (c) Balboa Doyle Doyle Clavijo Armstrong Quinn Perez (Kinneer) Harkes Vermes (Eck) Wynalda-1	<b>April 4, 1992</b> vs. China @ Palo Alto, Calif.: 5-0 Doyle Doyle Armstrong Savage Michallik (Acosta) Quinn Kinneer-1 Sorber (Ibsen) Perez-2 (Chung) Wynalda-2 (Strouse)	<b>March 18, 1992</b> vs. Morocco @ Casablanca: 1-3 Dodd (Feuer) Michallik Doyle Balboa Savage Quinn (c) Acosta (J. DeBrito) Sorber Kinneer Perez-1 Stewart (Ibsen)	<b>March 11, 1992</b> vs. Spain @ Valladolid: 0-2 Meola (c) Balboa Doyle Michallik Caligiuri (Ibsen) Savage Sorber Quinn Ramos Perez (Acosta) Vermes (Stewart)
--------------------------------------------------------------------------------------------------------------------------------------------------------------------------------------------------------------------------------------------	------------------------------------------------------------------------------------------------------------------------------------------------------------------------------------------------	-------------------------------------------------------------------------------------------------------------------------------------------------------------------------------------------	----------------------------------------------------------------------------------------------------------------------------------------------------------------------------------------------------------------	------------------------------------------------------------------------------------------------------------------------------------------------------------------------------------------------------------	-------------------------------------------------------------------------------------------------------------------------------------------------------------------------------------------------------

<b>Feb. 26, 1992</b> vs. Brazil @ Fortaleza: 0-3 Meola (c) Balboa Clavijo (Ibsen) Savage Michallik B. Murray Quinn Ramos Henderson (Acosta) Perez (Kinneer) Vermes (Stewart)	<b>Feb. 19, 1992</b> vs. El Salvador @ San Salvador: 0-2 Dodd Ibsen Kmosko Balboa J. DeBrito Benedict (Chung) Quinn Perez (c) Sorber Acosta (Jaguande) Strouse	<b>Feb. 12, 1992</b> vs. Costa Rica @ San Jose: 0-0 Dodd Ibsen Kmosko Balboa Doyle DeBrito Benedict (Jaguande) Perez (Chung) Quinn (c) Sorber Strouse Acosta (Huseinovic)	<b>Feb. 2, 1992</b> vs. C.I.S. @ Pontiac, Mich.: 2-1 Meola (c) Balboa-1 Michallik (Savage) Armstrong Doyle Quinn Kinneer Henderson B. Murray Acosta (Sorber) Wynalda-1 (Benedict)	<b>Jan. 25, 1992</b> vs. C.I.S. @ Miami: 0-1 Meola (c) Balboa Clavijo Armstrong (Savage) Doyle Michallik (Sorber) Quinn Kinneer Henderson Acosta Wynalda (Lassiter)	<b>Nov. 24, 1991</b> vs. Costa Rica @ Dallas: 1-1 Meola (c) Balboa Armstrong (Michallik) Doyle Clavijo Quinn B. Murray Henderson Wynalda Kinneer-1 Acosta (Agoos)
---------------------------------------------------------------------------------------------------------------------------------------------------------------------------------------------------------------------	-------------------------------------------------------------------------------------------------------------------------------------------------------------------------------------------------------	---------------------------------------------------------------------------------------------------------------------------------------------------------------------------------------------------------------------	--------------------------------------------------------------------------------------------------------------------------------------------------------------------------------------------------------------------------	------------------------------------------------------------------------------------------------------------------------------------------------------------------------------------------------------------	----------------------------------------------------------------------------------------------------------------------------------------------------------------------------------------------------------

<b>Oct. 19, 1991</b> vs. Korea DPR @ Washington, D.C.: 1-2 Meola (c) Michallik (Savage) Armstrong Balboa Clavijo B. Murray-1 Kinneer (Eck) Quinn Henderson (P. Gyu) Perez Wynalda	<b>Sept. 14, 1991</b> vs. Jamaica @ High Point, N.C.: 1-0 Dodd Banks Clavijo Fraser Siivinski (Vargas) Quinn Henderson (Benedict) Perez Acosta (Cruz) Gjonbalaj-1 (Jonas)	<b>Sept. 4, 1991</b> vs. Turkey @ Istanbul: 1-1 Meola (c) Balboa Armstrong Doyle Clavijo (Savage) Caligiuri Quinn Michallik Perez (Kinneer) Henderson Klopas-1	<b>Aug. 28, 1991</b> vs. Romania @ Brasov: 2-0 Meola (c) Balboa-1 Clavijo Armstrong Caligiuri Henderson (Snyder) Quinn Kinneer Michallik B. Murray-1 Perez Wynalda (Kinneer)	<b>July 7, 1991</b> vs. Honduras ^ @ Los Angeles: 0-0 (4-3 pk) Meola Caligiuri Balboa Clavijo Doyle-1 Clavijo (Armstrong) Quinn Henderson B. Murray (Kinneer) Perez Vermes (c) Wynalda (Eck)	<b>July 5, 1991</b> vs. Mexico ^ @ Los Angeles: 2-0 Meola Caligiuri Balboa Doyle-1 Clavijo (Armstrong) Quinn Henderson B. Murray Perez Vermes-1 (c) Wynalda (Eck)
--------------------------------------------------------------------------------------------------------------------------------------------------------------------------------------------------------------------------	---------------------------------------------------------------------------------------------------------------------------------------------------------------------------------------------------------------	-------------------------------------------------------------------------------------------------------------------------------------------------------------------------------------------------------	------------------------------------------------------------------------------------------------------------------------------------------------------------------------------------------------------------------------	----------------------------------------------------------------------------------------------------------------------------------------------------------------------------------------------------------------------------------------	----------------------------------------------------------------------------------------------------------------------------------------------------------------------------------------------------------

<b>July 3, 1991</b> vs. Costa Rica (Og) ^ @ Los Angeles: 3-2 Meola (c) Caligiuri Armstrong Clavijo Doyle Quinn Henderson B. Murray Perez Vermes-1 Wynalda (Eck)	<b>July 1, 1991</b> vs. Guatemala ^ @ Pasadena, Calif.: 3-0 Meola (c) Caligiuri (Savage) Armstrong (Trittschuh) Balboa Clavijo B. Murray-1 Quinn-1 Henderson Vermes Wynalda-1 (Eck)	<b>June 29, 1991</b> vs. Trinidad & Tobago ^ @ Pasadena, Calif.: 2-1 Meola (c) Caligiuri Armstrong Balboa-1 Michallik (Clavijo) B. Murray-1 Quinn Henderson Wynalda Vermes (Kinneer) Perez	<b>June 1, 1991</b> vs. Ireland @ Fallowfield, Mass.: 1-1 Meola (c) Agoos Balboa Trittschuh Savage Michallik Henderson Quinn (Snyder) B. Murray Vermes (Perez) Wynalda-1	<b>May 19, 1991</b> vs. Argentina @ Palo Alto, Calif.: 0-1 Meola Agoos Armstrong (Fraser) Clavijo Savage Balboa Henderson (Snyder) Michallik B. Murray (Kinneer) Vermes (c) Wynalda (Perez)	<b>May 5, 1991</b> vs. Uruguay @ Denver, Colo.: 1-0 Meola Agoos Armstrong Clavijo Savage Balboa Henderson Michallik (Snyder) B. Murray Vermes-1 (c) Wynalda (Kinneer)
--------------------------------------------------------------------------------------------------------------------------------------------------------------------------------------------------------	-------------------------------------------------------------------------------------------------------------------------------------------------------------------------------------------------------------------------	-----------------------------------------------------------------------------------------------------------------------------------------------------------------------------------------------------------------------------------	-----------------------------------------------------------------------------------------------------------------------------------------------------------------------------------------------------------------	------------------------------------------------------------------------------------------------------------------------------------------------------------------------------------------------------------------------------------	--------------------------------------------------------------------------------------------------------------------------------------------------------------------------------------------------------------

<p><b>March 16, 1991</b> vs. Canada @ Los Angeles: 2-0 Meola Krumpe Lalas Trittschuh Dayak Balboa Henderson (Agos) B. Murray-1 Vermes (c) Wynalda Washington-1</p>	<p><b>March 12, 1991</b> vs. Mexico @ Los Angeles: 2-2 Meola Clavijo Lalas Krumpe Dayak (Trittschuh) Henderson Vermes (c) B. Murray-1 Wynalda Washington-1 (Kinnear)</p>	<p><b>Feb. 21, 1991</b> vs. Bermuda @ Hamilton: 0-1 Meola Agos Balboa (J. DeBrito) Banks (Santel) Dayak Krumpe Dufrene Kinnear B. Murray Wynalda Vermes (c)</p>	<p><b>Feb. 1, 1991</b> vs. Switzerland @ Miami: 0-1 Meola Armstrong Balboa Banks (Dufrene) Clavijo (Baicher) Dayak Agos (Santel) Henderson Kinnear Vermes (c) Wynalda (B. Murray)</p>	<p><b>Dec. 19, 1990</b> vs. Portugal @ Porto: 0-1 Meola Armstrong Dayak Balboa Banks Fraser (Henderson) Caligiuri Ramos Kinnear Vermes (c) Stewart</p>	<p><b>Nov. 21, 1990</b> vs. Soviet Union @ Port of Spain: 0-0 Dodd Armstrong Balboa Windischmann Banks (Dayak) Clavijo (Bliss) Fraser Kinnear (Eichmann) Krumpe Eck (B. Murray) Vermes (c)</p>
<p><b>Nov. 18, 1990</b> vs. Trinidad &amp; Tobago @ Port of Spain: 0-0 Dodd Armstrong (Eichmann) Balboa Dayak (Windischmann) Banks Fraser Krumpe Kinnear Bliss (Eck) B. Murray (Wynalda) Vermes (c)</p>	<p><b>Oct. 10, 1990</b> vs. Poland @ Warsaw: 3-2 Meola Trittschuh Balboa Armstrong Banks (Windischmann) Ramos Fraser (Dayak) Eichmann Krumpe Vermes-2 (c) (Wynalda) B. Murray-1</p>	<p><b>Sept. 15, 1990</b> vs. Trinidad &amp; Tobago @ High Point, N.C.: 3-0 Meola Banks Armstrong Windischmann (c) Pittman (Dayak) Krumpe Fraser Donigan (Bliss) Eichmann-1 B. Murray-1 (P. Gyau) Vermes-1</p>	<p><b>July 28, 1990</b> vs. East Germany @ Milwaukee, Wis.: 1-2 Meola Armstrong (Stollmeyer) Balboa Windischmann (c) Trittschuh Bliss Harkes Eichmann (Eck-1) Krumpe Wynalda (P. Gyau) B. Murray</p>	<p><b>June 19, 1990</b> vs. Austria ** @ Florence, Italy: 1-2 Meola Doyle Balboa Banks (Wynalda) Windischmann (c) Armstrong Balboa Harkes Ramos Caligiuri (Bliss) Vermes B. Murray-1</p>	<p><b>June 14, 1990</b> vs. Italy ** @ Rome: 0-1 Meola Doyle Banks (Stollmeyer) Windischmann (c) Armstrong Balboa Harkes Ramos Caligiuri Vermes B. Murray (Sullivan)</p>
<p><b>June 10, 1990</b> vs. Czechoslovakia ** @ Florence, Italy: 1-5 Meola Trittschuh Armstrong Windischmann (c) Stollmeyer (Balboa) Caligiuri-1 Harkes Ramos Wynalda B. Murray (Sullivan) Vermes</p>	<p><b>June 2, 1990</b> vs. Switzerland @ St. Gallen: 1-2 Meola Trittschuh (Doyle) Armstrong Windischmann (c) Stollmeyer Caligiuri Harkes Ramos (Henderson) Wynalda (Balboa) B. Murray-1 Vermes</p>	<p><b>May 30, 1990</b> vs. Liechtenstein @ Eschen-Mauren, Liecht.: 4-1 Keller (Meola) Krumpe Doyle Windischmann (c) Eck-1 Balboa-1 Covone Bliss (Stollmeyer) Henderson-1 Sullivan (Wynalda-1) Vermes-1 (B. Murray)</p>	<p><b>May 9, 1990</b> vs. Poland @ Hershey, Pa.: 3-1 Keller Armstrong Trittschuh Windischmann (c) Stollmeyer (Balboa) Caligiuri Harkes Ramos Wynalda (Banks) B. Murray-1 (Sullivan-1) Vermes-1</p>	<p><b>May 5, 1990</b> vs. Poland @ Piscataway, N.J.: 1-0 Meola Armstrong Trittschuh Windischmann (c) Stollmeyer (Balboa) Caligiuri (Banks) Henderson (Sullivan) Harkes Ramos B. Murray (Bliss) Wynalda-1</p>	<p><b>April 22, 1990</b> vs. Colombia @ Miami: 0-1 Meola Armstrong Trittschuh Windischmann (c) Banks (Henderson) Stollmeyer (Balboa) Caligiuri (Bliss) Harkes Ramos Wynalda (Eichmann) Eck</p>
<p><b>April 8, 1990</b> vs. Iceland @ St. Louis: 4-1 Keller Trittschuh-1 Armstrong Windischmann (c) Stollmeyer Caligiuri (Covone) Henderson (Krumpe) Harkes Ramos Wynalda-2 (Eichmann) B. Murray-1</p>	<p><b>March 28, 1990</b> vs. East Germany @ Berlin: 2-3 Meola Banks (Krumpe) Trittschuh Windischmann (c) Doyle (Armstrong) Stollmeyer Caligiuri Harkes (Wynalda) Ramos Sullivan (B. Murray-1) Vermes-1</p>	<p><b>March 20, 1990</b> vs. Hungary @ Budapest: 0-2 Meola Banks Doyle Windischmann (c) Caligiuri Stollmeyer (Krumpe) Ramos Harkes B. Murray (Bliss) Vermes Wynalda (Sullivan)</p>	<p><b>March 10, 1990</b> vs. Finland @ Tampa, Fla.: 2-1 Keller Banks Doyle Windischmann (c) Armstrong Caligiuri-1 Stollmeyer (Krumpe) Harkes Harkes B. Murray-1 (Covone) Wynalda</p>	<p><b>Feb. 24, 1990</b> vs. Soviet Union @ Palo Alto, Calif.: 1-3 Meola Armstrong (Trittschuh) Doyle Windischmann (c) Banks (Caligiuri) Stollmeyer Ramos Harkes-1 B. Murray (Krumpe) Wynalda (Eichmann) Vermes</p>	<p><b>Feb. 13, 1990</b> vs. Bermuda @ Hamilton: 1-0 Meola (Keller) Krumpe (Banks) Balboa Windischmann (c) Doyle Stollmeyer Ramos Harkes B. Murray (Baicher) Sullivan-1 Wynalda (Caligiuri)</p>
<p><b>Feb. 4, 1990</b> vs. Colombia @ Miami: 1-1 (8-9 pk) Keller Balboa Doyle Windischmann (c) Armstrong (Banks) Perez (B. Murray) Ramos Harkes Stollmeyer (Caligiuri) Wynalda-1 Goulet (Eichmann)</p>	<p><b>Feb. 2, 1990</b> vs. Costa Rica @ Miami: 0-2 Krumpe Trittschuh Windischmann (c) Bliss (Banks) Ramos (Klopas) Caligiuri Harkes B. Murray Goulet (Wynalda) Perez</p>	<p><b>Nov. 19, 1989</b> vs. Trinidad &amp; Tobago * @ Port of Spain: 1-0 Meola Doyle Trittschuh Windischmann (c) Bliss Krumpe (Stollmeyer) Ramos Harkes Caligiuri-1 B. Murray Vermes</p>	<p><b>Nov. 14, 1989</b> vs. Bermuda @ Cocoa Beach, Fla.: 2-1 Meola Banks Trittschuh (Doyle-1) Windischmann (c) Krumpe Perez (Bliss) Caligiuri (Stollmeyer) Ramos Harkes (Eichmann-1) B. Murray (Eck) Vermes</p>	<p><b>Nov. 5, 1989</b> vs. El Salvador * @ St. Louis: 0-0 Meola Banks Trittschuh (Klopas) Windischmann (c) Armstrong Stollmeyer (Gabarra) Bliss Ramos Harkes B. Murray Eichmann</p>	<p><b>Oct. 8, 1989</b> vs. Guatemala * @ Guatemala City: 0-0 Meola Banks Trittschuh Windischmann (c) Doyle Stollmeyer Bliss Gabarra (Klopas) Harkes B. Murray (Eck) Vermes</p>
<p><b>Sept. 17, 1989</b> vs. El Salvador * @ Tegucigalpa: 1-0 Meola Banks Trittschuh Windischmann (c) Bliss Stollmeyer Ramos Perez-1 Harkes (Eichmann) B. Murray Vermes</p>	<p><b>Aug. 13, 1989</b> vs. Korea Republic @ Los Angeles: 1-2 Vanole Banks (Trittschuh) Balboa Windischmann (c) Doyle Stollmeyer Bliss (Gabarra) Harkes-1 Caligiuri B. Murray (S. Snow) Eichmann</p>	<p><b>June 24, 1989</b> vs. Colombia @ Miami: 0-1 Meola Vanole Banks Trittschuh Windischmann (c) Stollmeyer (Doyle) Bliss Caligiuri (Pastor) Harkes Caligiuri-1 Gabarra (P. Gyau) Eichmann</p>	<p><b>June 17, 1989</b> vs. Guatemala * @ New Britain, Conn.: 2-1 Vanole Banks Trittschuh Windischmann (c) Stollmeyer Bliss (Doyle) Ramos Harkes B. Murray-1 P. Gyau (Caligiuri) Eichmann-1</p>	<p><b>June 4, 1989</b> vs. Peru @ E. Rutherford, N.J.: 3-0 Vanole Banks Trittschuh Windischmann (c) Stollmeyer Bliss-1 Ramos-1 Harkes B. Murray-1 (Pastor) P. Gyau (Gabarra) Eichmann</p>	<p><b>May 13, 1989</b> vs. Trinidad &amp; Tobago * @ Torrance, Calif.: 1-1 Vanole Trittschuh-1 Balboa Windischmann (c) Stollmeyer Pastor (Vermes) Ramos (Gabarra) Harkes B. Murray Goulet Klopas</p>
<p><b>April 30, 1989</b> vs. Costa Rica * @ St. Louis: 1-0 Vanole Balboa Trittschuh Windischmann (c) Stollmeyer Bliss (Gabarra) Ramos-1 Harkes B. Murray Goulet Klopas (Vermes)</p>	<p><b>April 16, 1989</b> vs. Costa Rica * @ San Jose: 0-1 Dulock Balboa Trittschuh Windischmann (c) Stollmeyer Bliss Ramos (Klopas) Harkes B. Murray Goulet (Gabarra) Vermes</p>	<p><b>Aug. 13, 1988</b> vs. Jamaica * @ St. Louis: 5-1 Vanole Armstrong Crow Windischmann (Perez-1) Trittschuh R. Davis Klopas-1 Bliss-1 Gabarra (B. Murray) Klopas-2 Vermes</p>	<p><b>July 24, 1988</b> vs. Jamaica * @ Kingstons: 0-0 Vanole Armstrong Doyle (Trittschuh) Windischmann Crow R. Davis Stollmeyer Bliss B. Murray (Borja) Klopas Vermes</p>	<p><b>July 13, 1988</b> vs. Poland @ New Britain, Conn.: 0-2 Dubbak Krumpe Doyle Windischmann Trittschuh (Banks) B. Murray (Armstrong) Stollmeyer Bliss Gabarra Klopas Vermes</p>	<p><b>June 14, 1988</b> vs. Costa Rica @ San Antonio, Texas: 1-0 Dodd Gillen Agos Grimes Cogsville (Luzniak) Ryerson-1 Rafael (S. Snow) Onafio Covone B. Thompson K. Snow (Sullivan)</p>

<b>June 12, 1988</b> vs. Ecuador @ Ft. Worth, Texas: 0-0 Duback R. Davis Krumpe Windischmann (Balboa) Trittschuh Fox (Fraser) Bliss (Diffley) B. Murray Kirk (Eichmann) Gabarra Vermes	<b>June 10, 1988</b> vs. Ecuador @ Houston, Texas: 0-2 Vanole Gabbara Balboa Windischmann Trittschuh R. Davis Eichmann B. Murray Klopas (Diffley) Pastor (Fraser) Vermes	<b>June 7, 1988</b> vs. Ecuador @ Albuquerque, N.M.: 0-1 Meola Diffley Balboa Cogsville (Covone) Trittschuh Borja Gillen (Grimes) Fox Collins (Eichmann) Klopas J. Kerr	<b>June 5, 1988</b> vs. Chile @ Fresno, Calif.: 0-3 Fuchs Diffley Gillen (Pastor) Cogsville (Fox) Trittschuh Banks (Covone) Eichmann Fraser Collins (Sullivan) Kirk Grimes	<b>June 3, 1988</b> vs. Chile @ San Diego: 1-3 Dodd B. James (Kirk) Megson (Sullivan) Balboa Velazco B. Murray Eichmann Fraser Fox (Cogsville) Borja-1 Pastor	<b>June 1, 1988</b> vs. Chile @ Stockton, Calif.: 1-1 Fuchs B. James (Megson) Velazco Balboa Doyle Grimes (B. Murray) Eichmann-1 Fraser Sullivan (Fox) Gabarra Pastor (Kirk)
-------------------------------------------------------------------------------------------------------------------------------------------------------------------------------------------------------------------------------	-----------------------------------------------------------------------------------------------------------------------------------------------------------------------------------------------------------------	----------------------------------------------------------------------------------------------------------------------------------------------------------------------------------------------------------------	-------------------------------------------------------------------------------------------------------------------------------------------------------------------------------------------------------------------	------------------------------------------------------------------------------------------------------------------------------------------------------------------------------------------------------	---------------------------------------------------------------------------------------------------------------------------------------------------------------------------------------------------------------------

<b>May 14, 1988</b> vs. Colombia @ Miami: 0-2 Vanole Driffley Trittschuh Banks Doyle R. Davis Krumpe Borja (Klopas) Goulet (B. Murray) Gabarra (Eichmann) Vermes	<b>Jan. 13, 1988</b> vs. Guatemala @ Guatemala City: 1-0 Dodd Diffley Agos-1 Cogsville Balboa L. Martin Ramos Harkes Eichmann Kirk (K. Snow) Vermes (Sullivan)	<b>Jan. 10, 1988</b> vs. Guatemala @ Guatemala City: 0-1 Fuchs Agos (Diffley) Kain Smyth Cogsville Balboa Grimes (L. Martin) Harkes Santel Constantino (Kirk) Sullivan (Gregorian)	<b>June 16, 1987</b> vs. Thailand @ Chongju, S. Korea: 1-0 Duback Banks Kain Windischmann Doyle Bliss Hooker Harkes Santel Hantak-1 B. Murray	<b>June 12, 1987</b> vs. Korea Republic @ Pusan: 0-1 Vanole Banks Kain Windischmann Doyle Gjonbalaj Harkes Kirk (Sullivan) Hantak B. Murray	<b>June 8, 1987</b> vs. Egypt @ Seoul, S. Korea: 1-3 Vanole Bliss (Sullivan) Trittschuh Windischmann Doyle Banks Armstrong Harkes Kain Hantak-1 B. Murray
---------------------------------------------------------------------------------------------------------------------------------------------------------------------------------------------------------	-------------------------------------------------------------------------------------------------------------------------------------------------------------------------------------------------------	---------------------------------------------------------------------------------------------------------------------------------------------------------------------------------------------------------------------------	--------------------------------------------------------------------------------------------------------------------------------------------------------------------------------------	---------------------------------------------------------------------------------------------------------------------------------------------------------------------------------	--------------------------------------------------------------------------------------------------------------------------------------------------------------------------------------------------

<b>Feb. 7, 1986</b> vs. Uruguay @ Miami: 1-1 Vanole Krumpe Caligiuri Windischmann Biefeld Stollmeyer (Sengelmann) Eichmann (Ervine) B. Murray-1 Kain Goulet Silvas	<b>Feb. 5, 1986</b> vs. Canada @ Miami: 0-0 Vanole Krumpe Caligiuri Banks (Windischmann) Sengelmann Stollmeyer Eichmann Biefeld Kain Goulet (Gjonbalaj) Silvas	<b>June 16, 1985</b> vs. England @ Los Angeles: 0-5 Borja Canter (Brady) Caligiuri Windischmann Van der Beck Radwanski (Ladouceur) Crow R. Davis B. Murray (Snyder) J. Kerr (Hooker) Perez	<b>May 31, 1985</b> vs. Costa Rica * @ Torrance, Calif.: 0-1 Mausser Canter Caligiuri Windischmann G. Thompson Van der Beck (A. DiBernardo) Crow R. Davis Fox J. Kerr Perez	<b>May 26, 1985</b> vs. Costa Rica * @ Alajuela: 1-1 Mausser Canter Caligiuri Windischmann G. Thompson (A. DiBernardo) Van der Beck Radwanski R. Davis Fox (Peterson) J. Kerr-1 Hooker	<b>May 19, 1985</b> vs. Trinidad & Tobago * @ Torrance, Calif.: 1-0 Mausser Canter Caligiuri-1 Windischmann Van der Beck G. Thompson A. DiBernardo R. Davis Borja (Fox) Peterson (J. Kerr) Perez
-----------------------------------------------------------------------------------------------------------------------------------------------------------------------------------------------------------	-------------------------------------------------------------------------------------------------------------------------------------------------------------------------------------------------------	-----------------------------------------------------------------------------------------------------------------------------------------------------------------------------------------------------------------------------------	--------------------------------------------------------------------------------------------------------------------------------------------------------------------------------------------------------------------	-------------------------------------------------------------------------------------------------------------------------------------------------------------------------------------------------------------------------------	-----------------------------------------------------------------------------------------------------------------------------------------------------------------------------------------------------------------------------------------

<b>May 15, 1985</b> vs. Trinidad & Tobago * @ St. Louis: 2-1 Brcic Canter Durgan (Caligiuri) Van der Beck Kapp Fajkus (Fox) A. DiBernardo R. Davis Borja-1 Peterson-1 Perez	<b>April 4, 1985</b> vs. Canada @ Portland, Ore.: 1-1 Gorsek (Mausser) Durgan (Ervine) Caligiuri Van der Beck G. Thompson Crow Radwanski (Perez-1) Jeffries (Ladouceur) Aly (Sharp) Hooker J. Kerr	<b>April 2, 1985</b> vs. Canada @ Vancouver: 0-2 Borja Jeffries Durgan Crow G. Thompson Ladouceur Radwanski (Ervine) Perez (Caligiuri) Van der Beck (J. Kerr) Hooker (Aly) Sharp	<b>Feb. 8, 1985</b> vs. Switzerland @ Tampa, Fla.: 1-1 DuBose (Mausser) Caligiuri G. Thompson Windischmann Van der Beck-1 Ladouceur (P. DiBernardo) A. DiBernardo Radwanski Aly (Papoulias) Hooker (J. Kerr) Sharp	<b>Dec. 2, 1984</b> vs. Ecuador @ Miami: 2-2 DuBose (Swanner) Bliss Caligiuri Windischmann (Cayemitte) Hawkins (J. Kerr) Ladouceur-1 Fox (Papoulias) Askew Aly (Brady) Hooker Sharp-1	<b>Nov. 30, 1984</b> vs. Ecuador @ Long Island, N.Y.: 0-0 DuBose Crok Caligiuri Windischmann Jeffries Ladouceur (Askew) Canter Borja (Papoulias) Aly Hooker (Brady) Sharp (J. Kerr)
--------------------------------------------------------------------------------------------------------------------------------------------------------------------------------------------------------------------	-------------------------------------------------------------------------------------------------------------------------------------------------------------------------------------------------------------------------------------------	-------------------------------------------------------------------------------------------------------------------------------------------------------------------------------------------------------------------------	-----------------------------------------------------------------------------------------------------------------------------------------------------------------------------------------------------------------------------------------------------------	------------------------------------------------------------------------------------------------------------------------------------------------------------------------------------------------------------------------------	----------------------------------------------------------------------------------------------------------------------------------------------------------------------------------------------------------------------------

<b>Oct. 17, 1984</b> vs. Mexico @ Mexico City: 1-2 DuBose Knight Caligiuri G. Thompson Crow Ladouceur Van der Beck-1 Fox (Hooker) Aly (Fry) Coker (Comrie) Sharp	<b>Oct. 14, 1984</b> vs. Guatemala @ Guatemala City: 0-4 DuBose Knight Caligiuri G. Thompson Crow Ladouceur Van der Beck Fox Aly Hooker (Sharp) Fry (Comrie)	<b>Oct. 11, 1984</b> vs. Colombia @ Los Angeles: 1-0 DuBose Knight Caligiuri G. Thompson Crow Ladouceur (Fry) Fox R. Davis Coker-1 Hooker (Perez) Comrie (Aly)	<b>Oct. 9, 1984</b> vs. El Salvador @ Los Angeles: 3-1 DuBose Kapp Caligiuri G. Thompson Crow Van der Beck (Ladouceur-1) Borja Fox R. Davis-1 Coker Hooker-1 (Perez) Fry (Sharp)	<b>Oct. 6, 1984</b> vs. Netherlands Antilles * @ St. Louis: 4-0 DuBose Kapp-1 Durgan Canter G. Thompson Borja A. DiBernardo-1 R. Davis Fajkus (Van der Beck) Perez Fry (Coker-2)	<b>Sept. 29, 1984</b> vs. Netherlands Antilles * @ Curacao: 0-0 DuBose Savage Durgan Canter G. Thompson Borja A. DiBernardo (Crow) R. Davis Coker Perez Parkinson
---------------------------------------------------------------------------------------------------------------------------------------------------------------------------------------------------------	-----------------------------------------------------------------------------------------------------------------------------------------------------------------------------------------------------	-------------------------------------------------------------------------------------------------------------------------------------------------------------------------------------------------------	----------------------------------------------------------------------------------------------------------------------------------------------------------------------------------------------------------------------------	-------------------------------------------------------------------------------------------------------------------------------------------------------------------------------------------------------------------------	----------------------------------------------------------------------------------------------------------------------------------------------------------------------------------------------------------

<b>May 30, 1984</b> vs. Italy @ E. Rutherford, N.J.: 0-0 Brcic Kapp (Crow) Durgan Canter G. Thompson Parkinson (Glenn) A. DiBernardo A. Green (Van der Beck) Comrie (Fox) Perez (Peterson) Moyers	<b>April 6, 1983</b> vs. Haiti @ Port-au-Prince: 2-0 Mausser Bandov (Olson) Durgan-1 Canter O'Hara (Lignos) R. Davis-1 (Cantillo) Fajkus Bandov Borja Vee-1 (Pesa) Moyers	<b>March 21, 1982</b> vs. Trinidad @ Port of Spain: 2-1 DuBose Twellman D. Spalding Crudo O'Hara (Lignos) R. Davis-1 (Cantillo) Fajkus Bandov Borja Vee-1 (Pesa) Moyers	<b>Nov. 23, 1980</b> vs. Mexico * @ Ft. Lauderdale: 2-1 DuBose Mausser Bandov R. Davis Fowles Hulcer Cantillo Van der Beck Liveric A. DiBernardo Pesa Moyers-2	<b>Nov. 9, 1980</b> vs. Mexico * @ Mexico City: 1-5 DuBose T. Keough Pecher Fowles Makowski Cantillo (Hulcer) Van der Beck Liveric A. DiBernardo R. Davis-1 Villa (Pesa)	<b>Nov. 1, 1980</b> vs. Canada * @ Vancouver: 1-2 Mausser T. Keough Pecher Crudo Makowski Cantillo Liveric (Moyers) Pesa (Villa-1) A. DiBernardo R. Davis Bandov
------------------------------------------------------------------------------------------------------------------------------------------------------------------------------------------------------------------------------------------	------------------------------------------------------------------------------------------------------------------------------------------------------------------------------------------------------------------	----------------------------------------------------------------------------------------------------------------------------------------------------------------------------------------------------------------	----------------------------------------------------------------------------------------------------------------------------------------------------------------------------------------------------------	-----------------------------------------------------------------------------------------------------------------------------------------------------------------------------------------------------------------	---------------------------------------------------------------------------------------------------------------------------------------------------------------------------------------------------------

<b>Oct. 25, 1980</b> vs. Canada * @ Ft. Lauderdale: 0-0 Mausser T. Keough Pecher Fowles Makowski Cantillo Liveric (Moyers) L. Nanchoff (Pesa) A. DiBernardo R. Davis Bandov	<b>Oct. 7, 1980</b> vs. Portugal @ Lisbon: 1-1 Mausser T. Keough (Crudo) Pecher Bellinger B. Smith (Fowles) Cantillo R. Davis-1 L. Nanchoff Van der Beck (Hulcer) Peterson (Moyers, Makowski) Bandov	<b>Oct. 5, 1980</b> vs. Luxembourg @ Dudelange: 2-0 DuBose Crudo Pecher Bellinger Makowski Cantillo R. Davis-1 L. Nanchoff Hulcer-1 Moyers (Peterson) Bandov (Van der Beck)	<b>Oct. 29, 1979</b> vs. Ireland @ Dublin: 2-3 DuBose T. Keough Pecher Bellinger Makowski Cantillo Liveric (Pesa) L. Nanchoff A. DiBernardo-1 (Van der Beck) Villa-1 Bandov	<b>Oct. 26, 1979</b> vs. Hungary @ Budapest: 2-0 Mausser T. Keough Pecher Lawson Makowski Cantillo Liveric L. Nanchoff-1 Van der Beck (A. DiBernardo-1) Villa Bandov	<b>Oct. 10, 1979</b> vs. France @ Paris: 0-3 Mausser (DuBose) T. Keough Pecher Makowski Cantillo Liveric (L. Nanchoff) Hulcer (A. DiBernardo) Crudo (Van der Beck) Villa (Pesa) Bandov
--------------------------------------------------------------------------------------------------------------------------------------------------------------------------------------------------------------------	---------------------------------------------------------------------------------------------------------------------------------------------------------------------------------------------------------------------------------------------	--------------------------------------------------------------------------------------------------------------------------------------------------------------------------------------------------------------------	--------------------------------------------------------------------------------------------------------------------------------------------------------------------------------------------------------------------	-------------------------------------------------------------------------------------------------------------------------------------------------------------------------------------------------------------	----------------------------------------------------------------------------------------------------------------------------------------------------------------------------------------------------------------------------

<p><b>Oct. 7, 1979</b>                  vs. Bermuda                  @ Hamilton: 3-1                  Mausser (DuBose)                  Crudo                  Pecher                  Lawson                  Makowski-1                  Cantillo                  Liveric-1 (A. DiBernardo)                  Askek (Hulcer)                  Bellinger                  Villa (Fidelia)                  Bandov-1 (Van der Beck)</p>	<p><b>May 2, 1979</b>                  vs. France                  @ E. Rutherford, N.J.: 0-6                  Mausser (Bricic)                  Droege                  Fowles (Crudo)                  Myernick                  Pollihan                  R. Davis                  Liveric (L. Nanchoff)                  Hulcer                  A. DiBernardo                  Villa (Van der Beck)                  Bandov</p>	<p><b>Feb. 11, 1979</b>                  vs. Soviet Union                  @ San Francisco: 1-4                  Mausser                  Rudroff                  McAlister                  Myernick                  Makowski                  R. Davis-1                  Liveric-1                  L. Nanchoff                  G. Nanchoff (A. DiBernardo)                  Fowles                  Bandov</p>	<p><b>Feb. 3, 1979</b>                  vs. Soviet Union                  @ Seattle: 1-3                  Mausser                  Rudroff                  McAlister                  Myernick                  Makowski                  R. Davis-1                  Liveric (G. Nanchoff)                  T. Keough (A. DiBernardo)                  Etherington (Wit, Hulcer)                  Fowles                  Bandov</p>	<p><b>Sept. 20, 1978</b>                  vs. Portugal                  @ Benfica: 0-1                  Mausser                  Fowles (McAlister)                  Droege (Ralbovsky)                  Myernick                  Makowski                  R. Davis                  Liveric                  Trost                  Etherington (Russell)                  Villa                  Bandov</p>	<p><b>Sept. 6, 1978</b>                  vs. Switzerland                  @ Lucerne: 0-2                  Mausser                  Fowles                  Pecher                  Myernick                  Pollihan                  R. Davis                  Liveric (L. Nanchoff)                  Trost (G. Nanchoff)                  Etherington                  Villa                  Bandov</p>
---------------------------------------------------------------------------------------------------------------------------------------------------------------------------------------------------------------------------------------------------------------------------------------------------------------------------------------------------------------------------------------------------------------------------------------------------------------------------------------------	-------------------------------------------------------------------------------------------------------------------------------------------------------------------------------------------------------------------------------------------------------------------------------------------------------------------------------------------------------------------------------------------------------------------------------------------------------------------------------------------	---------------------------------------------------------------------------------------------------------------------------------------------------------------------------------------------------------------------------------------------------------------------------------------------------------------------------------------------------------------------------------------------------------------------------------------------------------------------------	--------------------------------------------------------------------------------------------------------------------------------------------------------------------------------------------------------------------------------------------------------------------------------------------------------------------------------------------------------------------------------------------------------------------------------------------------------------------------------------------	---------------------------------------------------------------------------------------------------------------------------------------------------------------------------------------------------------------------------------------------------------------------------------------------------------------------------------------------------------------------------------------------------------------------------------------------------------------------	-----------------------------------------------------------------------------------------------------------------------------------------------------------------------------------------------------------------------------------------------------------------------------------------------------------------------------------------------------------------------------------------------------------------------------------------------------------------

<p><b>Sept. 3, 1978</b>                  vs. Iceland                  @ Reykjavik: 0-0                  Mausser                  Fowles                  Pecher                  Myernick (Ralbovsky)                  Pollihan                  R. Davis                  Liveric                  Trost (G. Nanchoff)                  Etherington                  Villa                  Bandov</p>	<p><b>Oct. 16, 1977</b>                  vs. China                  @ San Francisco: 2-1                  Mayer                  Droege                  D'Errico                  Myernick                  Pollihan                  R. Davis                  Ralbovsky (Pereira)                  Trost (Donic)                  G. Nanchoff-1                  Villa-1 (Fowles)                  Bandov</p>	<p><b>Oct. 10, 1977</b>                  vs. China                  @ Atlanta: 1-0                  Mausser (Mayer)                  Droege                  D'Errico                  Formoso                  Pollihan                  R. Davis (Pereira-1)                  Mihalovich (Ralbovsky)                  Flater (Donic)                  G. Nanchoff (Villa)                  Fowles                  Bandov</p>	<p><b>Oct. 6, 1977</b>                  vs. China                  @ Washington, D.C.: 1-1                  Mayer (Mausser)                  Droege                  D'Errico                  Formoso (Bellinger)                  Ralbovsky (Pollihan)                  R. Davis (Pereira)                  Etherington (Mihalovich)                  Flater (G. Nanchoff)                  Donic (Villa-1)                  Fowles                  Bandov</p>	<p><b>Sept. 30, 1977</b>                  vs. El Salvador                  @ Los Angeles: 0-0                  Mausser                  Droege                  D'Errico                  Myernick                  Ralbovsky                  R. Davis                  Pereira                  Flater (G. Nanchoff)                  Donic (Villa)                  Fowles                  Bandov</p>	<p><b>Sept. 27, 1977</b>                  vs. Mexico                  @ Monterrey: 0-3                  Mayer                  Lopez (Droege)                  D'Errico                  Pecher                  Pollihan                  R. Davis                  Ralbovsky (Mihalovich)                  Flater                  Donic (Villa)                  Fowles                  Bandov</p>
-------------------------------------------------------------------------------------------------------------------------------------------------------------------------------------------------------------------------------------------------------------------------------------------------------------------------------------------------------------------------------------------------------------------------------------------------------------	----------------------------------------------------------------------------------------------------------------------------------------------------------------------------------------------------------------------------------------------------------------------------------------------------------------------------------------------------------------------------------------------------------------------------------------------------------------------	-------------------------------------------------------------------------------------------------------------------------------------------------------------------------------------------------------------------------------------------------------------------------------------------------------------------------------------------------------------------------------------------------------------------------------------------------------------------------------------	-----------------------------------------------------------------------------------------------------------------------------------------------------------------------------------------------------------------------------------------------------------------------------------------------------------------------------------------------------------------------------------------------------------------------------------------------------------------------------------------------------------------------	---------------------------------------------------------------------------------------------------------------------------------------------------------------------------------------------------------------------------------------------------------------------------------------------------------------------------------------------------------------------------------------------------------------------------------------------------------------	------------------------------------------------------------------------------------------------------------------------------------------------------------------------------------------------------------------------------------------------------------------------------------------------------------------------------------------------------------------------------------------------------------------------------------------------------------

<p><b>Sept. 25, 1977</b>                  vs. Guatemala                  @ Guatemala City: 0-2                  Mausser                  Myernick                  D'Errico                  McAlister                  Ralbovsky                  R. Davis                  Fowles (Mihalovich)                  Flater (Donic)                  Villa (G. Nanchoff)                  Etherington                  Bandov</p>	<p><b>Sept. 18, 1977</b>                  vs. Guatemala                  @ Guatemala City: 1-3                  Mausser                  Droege                  D'Errico                  McAlister (Bellinger-1)                  Pollihan                  R. Davis (Pereira)                  Mihalovich (Fowles)                  Flater (Ralbovsky)                  Villa                  F. Nanchoff                  Bandov</p>	<p><b>Sept. 15, 1977</b>                  vs. El Salvador                  @ San Salvador: 2-1                  W'Ernico                  Myernick                  D'Errico (McAllister)                  Pecher (Bellinger)                  Pollihan                  R. Davis-1                  Ralbovsky (Pereira)                  Flater (Villa-1)                  Donic                  Etherington (Fowles)                  Bandov</p>	<p><b>Dec. 22, 1976</b>                  vs. Canada *                  @ Port-au-Prince, Haiti: 0-3                  Mausser                  B. Smith                  Pecher                  Skotarek                  Pollihan                  Grgurev (Formoso)                  Ralbovsky                  Flater                  Trost (Counce)                  Veev                  Bandov</p>	<p><b>Nov. 14, 1976</b>                  vs. Haiti                  @ Port-au-Prince: 0-0                  Mausser                  Formoso                  D'Errico                  Skotarek                  Pollihan                  Dani                  Bick                  Flater                  Rys                  Counce                  Bandov</p>	<p><b>Nov. 12, 1976</b>                  vs. Haiti                  @ Port-au-Prince: 0-0                  Mayer                  B. Smith                  D'Errico                  Skotarek                  Pollihan                  Dani                  Bick                  Trost                  Grgurev                  Counce                  Bandov</p>
------------------------------------------------------------------------------------------------------------------------------------------------------------------------------------------------------------------------------------------------------------------------------------------------------------------------------------------------------------------------------------------------------------------------------------------------------------------------------------	-----------------------------------------------------------------------------------------------------------------------------------------------------------------------------------------------------------------------------------------------------------------------------------------------------------------------------------------------------------------------------------------------------------------------------------------------------------------------------------------------	---------------------------------------------------------------------------------------------------------------------------------------------------------------------------------------------------------------------------------------------------------------------------------------------------------------------------------------------------------------------------------------------------------------------------------------------------------------------------------------------------------	----------------------------------------------------------------------------------------------------------------------------------------------------------------------------------------------------------------------------------------------------------------------------------------------------------------------------------------------------------------------------------------------------------------------------------------------------------------	----------------------------------------------------------------------------------------------------------------------------------------------------------------------------------------------------------------------------------------------------------------------------------------------------------------------------------------------------------------------------------------------------------------------------	------------------------------------------------------------------------------------------------------------------------------------------------------------------------------------------------------------------------------------------------------------------------------------------------------------------------------------------------------------------------------------------------------------------------------

<p><b>Nov. 10, 1976</b>                  vs. Haiti                  @ Port-au-Prince: 0-0                  Mausser                  B. Smith                  Formoso                  Skotarek                  Wit                  D'Errico                  Rys                  Ralbovsky                  Grgurev                  Flater                  Bandov</p>	<p><b>Oct. 20, 1976</b>                  vs. Canada *                  @ Seattle, Wash.: 2-0                  Mausser                  B. Smith                  Pecher                  Skotarek                  Pollihan                  D'Errico                  Rys-1 (Flater)                  Trost                  Grgurev                  Veev-1                  Bandov</p>	<p><b>Oct. 15, 1976</b>                  vs. Mexico *                  @ Puebla: 0-3                  Mausser                  B. Smith                  Pecher                  Skotarek                  Formoso                  D'Errico                  Wit (Ralbovsky)                  Trost                  Flater (Grgurev)                  Veev                  Bandov</p>	<p><b>Oct. 3, 1976</b>                  vs. Mexico *                  @ Los Angeles: 0-0                  Mausser                  D'Errico                  Cohen (Formoso)                  Skotarek (Ralbovsky)                  Pollihan                  Bick                  Wit                  Trost                  Flater                  Grgurev                  Bandov</p>	<p><b>Sept. 24, 1976</b>                  vs. Canada *                  @ Vancouver: 1-1                  Mausser                  D'Errico                  B. Smith                  Pecher                  Pollihan                  J. Mason                  Skotarek                  Trost                  Flater                  Grgurev                  Bandov-1</p>	<p><b>Aug. 25, 1975</b>                  vs. Mexico                  @ Mexico City: 0-2                  Rigby                  Domingues                  A. Maca (Robostoff)                  C. McCully (Straub)                  Chandler                  Fink                  Skotarek (P. Garcia)                  Trost                  H. McCully                  Liotart                  E. Kelly</p>
---------------------------------------------------------------------------------------------------------------------------------------------------------------------------------------------------------------------------------------------------------------------------------------------------------------------------------------------------------------------------------------------------------------------------------	-----------------------------------------------------------------------------------------------------------------------------------------------------------------------------------------------------------------------------------------------------------------------------------------------------------------------------------------------------------------------------------------------------------------------------------------------	----------------------------------------------------------------------------------------------------------------------------------------------------------------------------------------------------------------------------------------------------------------------------------------------------------------------------------------------------------------------------------------------------------------------------------------------	-------------------------------------------------------------------------------------------------------------------------------------------------------------------------------------------------------------------------------------------------------------------------------------------------------------------------------------------------------------------------------------------------------------------------------------------------	---------------------------------------------------------------------------------------------------------------------------------------------------------------------------------------------------------------------------------------------------------------------------------------------------------------------------------------------------------------------------------------------------------------------------------------	-------------------------------------------------------------------------------------------------------------------------------------------------------------------------------------------------------------------------------------------------------------------------------------------------------------------------------------------------------------------------------------------------------------------------------------------------------------------------

<p><b>Aug. 21, 1975</b>                  vs. Argentina                  @ Mexico City: 0-6                  Mausser                  P. Garcia                  Straub                  A. Maca                  Domingues                  Hall (J. Moore)                  E. Kelly                  C. McCully                  Chandler                  Liotart (Fink)                  Robostoff</p>	<p><b>Aug. 19, 1975</b>                  vs. Costa Rica                  @ Mexico City: 1-3                  Rigby                  Roth (Domingues)                  Straub                  Skotarek                  Chandler                  Liotart                  Scott                  C. McCully                  H. McCully-1                  J. Moore                  Robostoff</p>	<p><b>June 24, 1975</b>                  vs. Poland                  @ Seattle, Wash.: 0-4                  Domingues                  A. Maca                  Pires                  B. Smith                  Liotart (D'Errico)                  Roth                  C. McCully                  Flater                  Garber (Logush)                  Wark (Welsh)</p>	<p><b>March 26, 1975</b>                  vs. Poland                  @ Poznan: 0-7                  Ivanov                  B. Smith                  Demling (Hamlyn)                  Galati                  Roth                  D'Errico (Rote)                  Robostoff                  Vaninger (P. McBride)                  Counce                  Scurti                  Barto</p>	<p><b>Sept. 8, 1974</b>                  vs. Mexico                  @ Dallas, Texas: 0-1                  Rigby                  B. Smith                  Demling (Barto)                  Matteson                  Roth                  D'Errico                  Trost                  Vaninger (J. Moore)                  Counce                  Rote (Robostoff)                  Hernandez</p>	<p><b>Sept. 5, 1974</b>                  vs. Mexico                  @ Monterrey: 1-3                  Ivanov                  D'Errico                  Demling                  Barto                  Roth                  B. Smith                  Trost                  Matteson (Coskunian)                  Robostoff                  Vaninger-1                  Hernandez (J. Moore)</p>
----------------------------------------------------------------------------------------------------------------------------------------------------------------------------------------------------------------------------------------------------------------------------------------------------------------------------------------------------------------------------------------------------------------------------------------------------------------	---------------------------------------------------------------------------------------------------------------------------------------------------------------------------------------------------------------------------------------------------------------------------------------------------------------------------------------------------------------------------------------------------------------------------------------------------------	----------------------------------------------------------------------------------------------------------------------------------------------------------------------------------------------------------------------------------------------------------------------------------------------------------------------------------------------------------------------------------------------------------------------------------	---------------------------------------------------------------------------------------------------------------------------------------------------------------------------------------------------------------------------------------------------------------------------------------------------------------------------------------------------------------------------------------------------------------------------------------------------------	----------------------------------------------------------------------------------------------------------------------------------------------------------------------------------------------------------------------------------------------------------------------------------------------------------------------------------------------------------------------------------------------------------------------------------------------------------------	-----------------------------------------------------------------------------------------------------------------------------------------------------------------------------------------------------------------------------------------------------------------------------------------------------------------------------------------------------------------------------------------------------------------------------------------------------------

<p><b>Nov. 15, 1973</b>                  vs. Israel                  @ Beersheba: 0-2                  Rigby (Arena)                  B. Smith                  Bradley                  Mahy                  Roth                  C. McCully                  Rymarczuk                  Barto                  Roy                  Ziaja                  Siega</p>	<p><b>Nov. 13, 1973</b>                  vs. Israel                  @ Tel-Aviv: 1-3                  Rigby                  B. Smith (Grgurev)                  Ziaja                  Mahy                  Roth                  C. McCully                  Rymarczuk                  Barto                  Roy-1                  Fink                  Siega</p>	<p><b>Nov. 5, 1973</b>                  vs. Haiti                  @ Port-au-Prince: 0-1                  Winter                  B. Smith                  Hall                  Mahy (Ziaja)                  Roth                  C. McCully                  O'Neill                  Barto                  Roy (Grgurev)                  Rymarczuk                  Siega</p>	<p><b>Nov. 3, 1973</b>                  vs. Haiti                  @ Port-au-Prince: 0-1                  Rigby                  B. Smith                  Barto (Getzinger)                  Mahy                  Roth                  Hall                  Fink                  O'Neill                  Roy                  C. McCully                  Siega (Grgurev)</p>	<p><b>Oct. 16, 1973</b>                  vs. Mexico                  @ Puebla: 0-2                  Ivanov                  B. Smith (Turner)                  A. Maca                  C. McCully                  Roth                  Hall                  Barto (Rymarczuk)                  Geimer (Fink)                  Roy                  Rote                  Siega</p>	<p><b>Sept. 9, 1973</b>                  vs. Bermuda                  @ Hartford, Conn.: 1-0                  Ivanov                  A. Maca                  Roth                  Barto                  B. Smith                  Trost                  C. McCully                  Fink                  Brewster-1                  Rote                  Siega</p>
------------------------------------------------------------------------------------------------------------------------------------------------------------------------------------------------------------------------------------------------------------------------------------------------------------------------------------------------------------------------------------------------------------------------------	------------------------------------------------------------------------------------------------------------------------------------------------------------------------------------------------------------------------------------------------------------------------------------------------------------------------------------------------------------------------------------------------------------------------------	-------------------------------------------------------------------------------------------------------------------------------------------------------------------------------------------------------------------------------------------------------------------------------------------------------------------------------------------------------------------------------------------------------------------------------------------	-----------------------------------------------------------------------------------------------------------------------------------------------------------------------------------------------------------------------------------------------------------------------------------------------------------------------------------------------------------------------------------------------------------------------------------------	--------------------------------------------------------------------------------------------------------------------------------------------------------------------------------------------------------------------------------------------------------------------------------------------------------------------------------------------------------------------------------------------------------------------------------------------	--------------------------------------------------------------------------------------------------------------------------------------------------------------------------------------------------------------------------------------------------------------------------------------------------------------------------------------------------------------------------------------------------------------------------------

<p><b>Aug. 12, 1973</b>                  vs. Poland                  @ New Britain, Conn.: 1-0                  Ivanov                  B. Smith (Vuckovic)                  B. Demling (Francillo)                  Shafer (Panek)                  Trost-1                  Barto                  C. McCully                  Child (Rote)                  Grgurev                  Ivic                  Geimer</p>	<p><b>Aug. 10, 1973</b>                  vs. Poland                  @ San Francisco: 0-4                  Ivanov                  Georges (Robostoff)                  Martinich                  Shafer                  Hoffman                  Correa                  Panek                  Getzinger                  Grgurev                  Mitic                  Liveric</p>	<p><b>Aug. 5, 1973</b>                  vs. Canada                  @ Windsor: 2-0                  Ivanov                  Georges                  Deszofi                  Shafer                  Kovacs                  Hoban                  Martinich                  Getzinger                  Grgurev-1                  Child                  Liveric-1 (Capurro)</p>	<p><b>Aug. 3, 1973</b>                  vs. Poland                  @ Chicago: 0-1                  Ivanov                  Georges (O'Leary)                  Turner (Kovacs)                  Martinich (R. Green)                  Califano (Capurro)                  Ziaja                  Panek                  Liveric                  Getzinger                  Grgurev                  Servin                  Del Liano</p>	<p><b>March 20, 1973</b>                  vs. Poland                  @ Louz: 0-4                  Ivanov                  Mata                  Barto                  Roth                  J. Moore                  Renshaw                  Liveric (Stritzl)                  Metidieri                  McMillan                  Siega (J. Moore)                  Coskunian (Getzinger)</p>	<p><b>March 17, 1973</b>                  vs. Bermuda                  @ Hamilton: 0-4                  Winter (Ivanov)                  Mata                  Kovacs (Barto)                  Best (J. Moore)                  Coskunian (Renshaw)                  Roth                  Frank                  Metidieri                  McMillan                  Siega                  Stritzl</p>
------------------------------------------------------------------------------------------------------------------------------------------------------------------------------------------------------------------------------------------------------------------------------------------------------------------------------------------------------------------------------------------------------------------------------------------------------------------------------	-----------------------------------------------------------------------------------------------------------------------------------------------------------------------------------------------------------------------------------------------------------------------------------------------------------------------------------------------------------------------------------------------------------------------------------------------	------------------------------------------------------------------------------------------------------------------------------------------------------------------------------------------------------------------------------------------------------------------------------------------------------------------------------------------------------------------------------------------------------------------------------------------	----------------------------------------------------------------------------------------------------------------------------------------------------------------------------------------------------------------------------------------------------------------------------------------------------------------------------------------------------------------------------------------------------------------------------------------------------------------------------------------------------	----------------------------------------------------------------------------------------------------------------------------------------------------------------------------------------------------------------------------------------------------------------------------------------------------------------------------------------------------------------------------------------------------------------------------------------------------------	---------------------------------------------------------------------------------------------------------------------------------------------------------------------------------------------------------------------------------------------------------------------------------------------------------------------------------------------------------------------------------------------------------------------------------------------------------------



<b>Sept. 10, 1972</b> <b>vs. Mexico *</b> <b>@ Los Angeles: 1-2</b> Winter Mata (Rensing) Kovacs (Mora) Barto (J. Moore) Roth Getzinger Benitez Ficken Djordjevic Roy Geimer-1	<b>Sept. 3, 1972</b> <b>vs. Mexico *</b> <b>@ Mexico City: 1-3</b> Winter Hamlyn (J. Moore) Krat (Rensing) Getzinger Roth P. McBride Benitez P. P. Millar Barto Roy-1 Geimer	<b>Aug. 29, 1972</b> <b>vs. Canada *</b> <b>@ Baltimore, Md.: 2-2</b> Banach (Winter) Hamlyn (Scardina) Krat (Rensing) Barto (Barone) Mata P. McBride Hausemann P. Millar J. Moore Roy-1 Geimer-1	<b>Aug. 20, 1972</b> <b>vs. Canada *</b> <b>@ St. John's: 2-3</b> Banach (Winter) Hamlyn Getzinger-1 Rensing (Hausemann) Mata P. McBride Krat Barto J. Moore Roy-1 Geimer	<b>May 11, 1969</b> <b>vs. Haiti *</b> <b>@ San Diego: 0-1</b> Banach Krat E. Murphy Bachmeier Mata Hausemann Albrecht P. Millar Baker Malizewski Stritzl	<b>April 20, 1969</b> <b>vs. Haiti *</b> <b>@ Port-au-Prince: 0-2</b> Banach Krat Cameron Bachmeier (P. McBride) Mata E. Murphy Albrecht P. Millar Bayardo-Abounza Roy Stritzl
<b>Nov. 10, 1968</b> <b>vs. Bermuda * (OG)</b> <b>@ Hamilton: 2-0</b> DeLong Krat Gentile Bachmeier Benedek E. Murphy Albrecht P. Millar Ber Roy-1 Stritzl	<b>Nov. 2, 1968</b> <b>vs. Bermuda *</b> <b>@ Kansas City: 6-2</b> Feher (DeLong) Gentile Bachmeier Gansler E. Murphy Albrecht P. Millar-3 Baker-2 Roy-1 Stritzl	<b>Oct. 27, 1968</b> <b>vs. Canada *</b> <b>@ Atlanta: 1-0</b> Feher Gentile Bachmeier Gansler (Clear) E. Murphy Albrecht-1 P. Millar Baker Roy Stritzl	<b>Oct. 23, 1968</b> <b>vs. Haiti *</b> <b>@ Port-au-Prince: 0-1</b> DeLong Kofler Kikel Bachmeier Tober Krat Albrecht P. Millar Baker Benedek Hausemann	<b>Oct. 21, 1968</b> <b>vs. Haiti *</b> <b>@ Port-au-Prince: 2-5</b> Gerley Kofler Kikel Krat Gansler Tober Hausemann P. Millar-1 Roy-1 Benedek Stritzl-1	<b>Oct. 20, 1968</b> <b>vs. Haiti (OG)</b> <b>@ Port-au-Prince: 6-3</b> Feher (Gerley) Gentile (Hausemann) Clear Bachmeier Gansler E. Murphy Krat Albrecht-1 P. Millar-3 Roy-1 Baker Stritzl
<b>Oct. 13, 1968</b> <b>vs. Canada *</b> <b>@ Toronto: 2-4</b> DeLong Kofler Clear Bachmeier E. Murphy Krat Albrecht P. Millar Roy-1 Baker Stritzl-1	<b>Sept. 25, 1968</b> <b>vs. Israel *</b> <b>@ Philadelphia: 0-4</b> DeLong Kofler (Specia) Clear (Hausemann) Bachmeier (Tober) Gansler Krat Albrecht P. Millar Roy Malizewski Stritzl	<b>Sept. 15, 1968</b> <b>vs. Israel *</b> <b>@ New York: 3-3</b> DeLong Kofler (Benedek) Clear (Specia) Bachmeier (Cecic) Gansler Krat Hausemann P. Millar-2 Roy-1 Malizewski Gentile	<b>March 21, 1965</b> <b>vs. Honduras *</b> <b>@ Tegucigalpa: 1-1</b> DeLong Czioika Bayardo-Abounza (Reszneki) Cameron Kehoe Roy E. Murphy-1 E. Murphy Zerhusen Chyzowych Ely	<b>March 17, 1965</b> <b>vs. Honduras *</b> <b>@ San Pedro Sula: 1-0</b> Gerley Czioika Bayardo-Abounza Cameron Kehoe Kreiger E. Murphy-1 Bickel Zerhusen Chyzowych Pal	<b>March 12, 1965</b> <b>vs. Mexico *</b> <b>@ Mexico City: 0-2</b> Gerley Czioika Reszneki Kreiger Kehoe Bachmeier Ely Bickel Zerhusen Cameron Roy
<b>March 7, 1965</b> <b>vs. Mexico *</b> <b>@ Los Angeles: 2-2</b> Gerley Czioika Reszneki Cameron Kehoe Kreiger Shtmolocha-1 Bachmeier Ely E. Murphy Bickel-1	<b>May 27, 1964</b> <b>vs. England *</b> <b>@ New York: 0-10</b> Schwartz Borodiak Racz Rick J. Garcia Horvath Noga Chyzowych Mate E. Murphy Wild	<b>Feb. 5, 1961</b> <b>vs. Colombia *</b> <b>@ Bogota: 0-2</b> Michel Freitag Finn Bachmeier Kriesche (Snylyk) Traina Wolanow Ronge (E. Murphy) Bonezzi Bustamente Zerhusen	<b>Nov. 13, 1960</b> <b>vs. Mexico *</b> <b>@ Mexico City: 0-3</b> Noga Finn Kriesche Freitag Traina Ely E. Murphy Snylyk Zerhusen Bickel Fister	<b>Nov. 6, 1960</b> <b>vs. Mexico *</b> <b>@ Los Angeles: 3-3</b> Noga Specia Kriesche Freitag Traina Herz E. Murphy Bickel-1 Zerhusen-1 Snylyk Fister-1	<b>May 28, 1959</b> <b>England</b> <b>Los Angeles: 1-8</b> Ottobini Farquhar Cinowitz Bachmeier Evans Traina E. Murphy-1 Cameron Zerhusen Looby Carson
<b>July 6, 1957</b> <b>vs. Canada *</b> <b>@ St. Louis: 2-3</b> Burkard H. Keough Wecke R. Murphy Whitehead Pellizaro Eppy J. Murphy-1 Looby Rooney Mendoza-1 Cook	<b>June 22, 1957</b> <b>vs. Canada *</b> <b>@ Toronto: 1-5</b> Franks H. Keough-1 Wecke R. Murphy Pellizaro Eppy J. Murphy Looby Rooney Mendoza Cook	<b>April 28, 1957</b> <b>vs. Mexico *</b> <b>@ Long Beach, Calif.: 2-7</b> Engedal Springthorpe Lillie Snylyk Traina H. Keough Hanna E. Murphy-2 Mendoza Zerhusen McLaughlin Monsen	<b>April 7, 1957</b> <b>vs. Mexico *</b> <b>@ Mexico City: 0-6</b> Engedal Yacopec Wecke W. Bahr Traina H. Keough Dorian G. Brown Snylyk Zerhusen Grabowski Cook	<b>Nov. 28, 1956</b> <b>vs. Yugoslavia **</b> <b>@ Melbourne, Aust.: 1-9</b> Engedal Wecke Conterio Snylyk Traina H. Keough Dorian E. Murphy Mendoza Zerhusen-1 Looby Monsen	<b>Aug. 25, 1955</b> <b>vs. Yugoslavia **</b> <b>@ Reykjavik: 2-3</b> Malinowski H. Keough Wecke Marras R. Decker W. Bahr Monsen Nash McLaughlin Looby-2 E. Murphy
<b>April 4, 1954</b> <b>vs. Haiti *</b> <b>@ Port-au-Prince: 3-0</b> Malinowski H. Keough Wecke Sheppell R. Decker W. Bahr Casey Looby-2 McLaughlin Craddock Mendoza-1	<b>April 3, 1954</b> <b>vs. Haiti *</b> <b>@ Port-au-Prince: 3-2</b> Malinowski H. Keough Wecke Sheppell R. Decker W. Bahr Casey-1 Looby-1 McLaughlin Gormley Chachurian-1	<b>Jan. 14, 1954</b> <b>vs. Mexico *</b> <b>@ Mexico City: 1-3</b> Malinowski H. Keough O'Connell Sheppell Embarger W. Bahr Casey J. Souza Petramale Looby-1 Chachurian	<b>Jan. 10, 1954</b> <b>vs. Mexico *</b> <b>@ Mexico City: 0-4</b> Borghi H. Keough O'Connell Sheppell Embarger W. Bahr Casey E. Souza Grinow Looby Chachurian	<b>June 9, 1953</b> <b>vs. Italy **</b> <b>@ New York: 3-6</b> C. Moore H. Keough Miine Springthorpe R. Decker W. Bahr Schultz (O. Decker-2) Connelly McLaughlin Atheneos-1 Chachurian	<b>July 16, 1952</b> <b>vs. Iceland **</b> <b>@ Tampere, Finland: 0-8</b> Burkhardt Schaller H. Keough Sheppell Colombo McHugh Monsen J. Souza Surrco Mendoza Cook
<b>April 30, 1952</b> <b>vs. Scotland *</b> <b>@ Glasgow: 0-6</b> Borghi H. Keough O'Connell Sheppell Colombo W. Bahr Monsen E. Souza McLaughlin J. Souza Roberts	<b>July 2, 1950</b> <b>vs. Chile **</b> <b>@ Recife, Brazil: 2-5</b> Borghi H. Keough J. Maca-1 McLivenny Colombo W. Bahr F. Wallace-1 Pariani Gaetjens J. Souza E. Souza	<b>June 29, 1950</b> <b>vs. England **</b> <b>@ Belo Horizonte, Brazil: 1-0</b> Borghi H. Keough J. Maca McLivenny Colombo W. Bahr F. Wallace Pariani Gaetjens-1 J. Souza E. Souza	<b>June 25, 1950</b> <b>vs. Spain **</b> <b>@ Curitiba, Brazil: 1-3</b> Borghi H. Keough J. Maca McLivenny Colombo W. Bahr F. Wallace J. Souza Pariani-1 Wolanin	<b>Sept. 21, 1949</b> <b>vs. Cuba *</b> <b>@ Mexico City: 5-2</b> Borghi H. Keough M. Martin Sheppell Colombo W. Bahr-1 F. Wallace-1 Pariani Matevich-2 McLaughlin J. Souza-1	<b>Sept. 18, 1949</b> <b>vs. Mexico *</b> <b>@ Mexico City: 2-6</b> Borghi H. Keough M. Martin Sheppell Colombo W. Bahr F. Wallace Hynes Wattman-1 J. Souza-1 McLaughlin

<b>Sept. 14, 1949</b> <b>vs. Cuba *</b> <b>@ Mexico City: 1-1</b> Borghi H. Keough Colombo W. Bahr Shepell M. Martin F. Wallace-1 Hynes Matevich J. Souza McLaughlin	<b>Sept. 4, 1949</b> <b>vs. Mexico *</b> <b>@ Mexico City: 0-6</b> Borghi Wattman M. Martin Shepell Colombo W. Bahr F. Wallace Hynes Matevich J. Souza McLaughlin	<b>June 19, 1949</b> <b>vs. Scotland</b> <b>@ Randall's Is., N.Y.: 0-4</b> Olaff Yacopec M. Martin Shepell Colombo Whatford (Matevich) W. Bahr Graesser O'Connell J. Souza Muniz	<b>Aug. 11, 1948</b> <b>vs. Northern Ireland</b> <b>@ Belfast: 0-5</b> Strimel Rego Costa Annis Ferreira M. Martin (Colombo) W. Bahr Beckman Pariani (Grivnow) Bertani McLaughlin J. Souza	<b>Aug. 6, 1948</b> <b>vs. Norway</b> <b>@ Oslo: 0-11</b> Strimel Rego Costa M. Martin Ferreira Colombo W. Bahr Beckman Pariani Bertani McLaughlin J. Souza	<b>Aug. 2, 1948</b> <b>vs. Italy ++</b> <b>@ London: 0-9</b> Strimel Rego M. Martin Colombo Ferreira W. Bahr Beckman J. Souza Bertani McLaughlin E. Souza
<b>July 20, 1947</b> <b>vs. Havana *</b> <b>@ Havana: 2-5</b> Romanowicz M. Martin Machado Rego Costa Michaels Braga Moniz E. Souza-1 Valentine-1 J. Souza Travis	<b>July 13, 1947</b> <b>vs. Mexico *</b> <b>@ Havana: 0-5</b> Romanowicz Machado M. Martin Rego Costa Ferreira Braga Moniz E. Souza Valentine J. Souza Travis	<b>Sept. 26, 1937</b> <b>vs. Mexico</b> <b>@ Mexico City: 1-5</b> Voltz Hamilton Ferrans Michaels Rodrigues Dubienny McEwan Nemchik Rae-1 Martinelli McAlees	<b>Sept. 19, 1937</b> <b>vs. Mexico</b> <b>@ Mexico City: 3-7</b> Voltz Hamilton Ferrans Michaels (Currie) Rodrigues Dubienny Nemchik-1 Ruddy Rae-1 Martinelli McEwan-1	<b>Sept. 12, 1937</b> <b>vs. Mexico</b> <b>@ Mexico City: 2-7</b> Voltz Margenson Ferrans Currie Martinelli Dubienny Nemchik Ruddy Rae-1 McEwan-1 McAlees	<b>Aug. 3, 1936</b> <b>vs. Italy ++</b> <b>@ Berlin, Germany: 0-1</b> Bartus Greinert Zbilowski Crockett Pietras Altomose Gajda Nemchik Lutkefедder Fiedler Ryan
<b>May 27, 1934</b> <b>vs. Italy **</b> <b>@ Rome: 1-7</b> Hjulian Moorhouse Pietras Czerkiewicz Gonsalves Florie Ryan Nilsen Donelli-1 Dick McLean	<b>May 24, 1934</b> <b>vs. Mexico *</b> <b>@ Rome: 4-2</b> Hjulian Moorhouse Lehman Czerkiewicz Gonsalves Pietras Gallagher Nilsen Florie Donelli-4 McLean	<b>Aug. 17, 1930</b> <b>vs. Brazil</b> <b>@ Rio de Janeiro: 3-4</b> Voltz A. Wood Moorhouse Gallagher Gonsalves-1 Slone J. Brown Auld Patenaude-2 Bookie Florie	<b>July 26, 1930</b> <b>vs. Argentina **</b> <b>@ Montevideo, Uru.: 1-6</b> Douglas A. Wood Moorhouse Gallagher Tracey Auld J. Brown-1 Gonsalves Patenaude Florie McGhee	<b>July 17, 1930</b> <b>vs. Paraguay **</b> <b>@ Montevideo, Uru.: 3-0</b> Douglas A. Wood Moorhouse Gallagher Tracey Auld J. Brown Gonsalves Patenaude-3 Florie McGhee	<b>July 13, 1930</b> <b>vs. Belgium **</b> <b>@ Montevideo, Uru.: 3-0</b> Douglas A. Wood Moorhouse Gallagher Tracey J. Brown Gonsalves Florie-1 Patenaude-1 Auld McGhee-1
<b>June 10, 1928</b> <b>vs. Poland</b> <b>@ Warsaw: 3-3</b> A. Cooper Duffy H. Smith Ryan-1 Lyons Allen Findlay Deal Kuntner-1 Carroll Gallagher-1	<b>May 30, 1928</b> <b>vs. Argentina ++</b> <b>@ Amsterdam: 2-11</b> A. Cooper Duffy H. Smith Ryan Lyons Aitken Findlay Deal Kuntner-1 Carroll-1 Gallagher	<b>Nov. 6, 1926</b> <b>vs. Canada</b> <b>@ Brooklyn, N.Y.: 6-1</b> F. Kerr Marshall-1 Wilson B. Morris Carniham Moorhouse Burness E. Smith D. Brown-2 Auld-2 Florie-1	<b>Nov. 8, 1925</b> <b>vs. Canada</b> <b>@ Brooklyn, N.Y.: 6-1</b> Steel D. Robertson Wilson J. Kelly Carniham Herd D. Brown-2 McGuire A. Stark-4 B. Millar Goldie	<b>June 27, 1925</b> <b>vs. Canada</b> <b>@ Montreal: 0-1</b> Douglas I. Davis Ferguson T. Stark McFarlane Meyerdierts D. Brown Battles A. Stark B. Millar Florie	<b>June 16, 1924</b> <b>vs. Ireland</b> <b>@ Dublin: 1-3</b> Douglas Mulholland Rudd Demko Hornberger O'Connor I. Davis Wells Straden Rhody-1 Hart
<b>June 10, 1924</b> <b>vs. Poland (OG)</b> <b>@ Warsaw: 3-2</b> Douglas Mulholland O'Connor Demko Hornberger C. Johnson I. Davis Wells Straden-2 F. B. Jones Hart	<b>May 29, 1924</b> <b>vs. Uruguay ++</b> <b>@ Paris: 0-3</b> Douglas I. Davis O'Connor C. Johnson Hornberger F. B. Jones Findlay Wells Straden Farrell Dalrymple	<b>May 25, 1924</b> <b>vs. Estonia ++</b> <b>@ Paris: 1-0</b> Douglas I. Davis Rudd F. B. Jones Hornberger O'Connor Findlay Brix Straden-1 Farrell Dalrymple	<b>Sept. 3, 1916</b> <b>vs. Norway</b> <b>@ Oslo: 1-1</b> Tintle J. Robertson C. Spalding T. Murray N. Clarke C. Smith Diedrichsen Swords Hemingsley Ellis-1 H. Cooper	<b>Aug. 20, 1916</b> <b>vs. Sweden</b> <b>@ Stockholm: 3-2</b> Tintle J. Robertson C. Spalding-1 T. Murray N. Clarke C. Smith Ford Swords Hemingsley Ellis-1 H. Cooper-1	

## U.S. Men's National Team All-Time Head Coaches

Years	Coach	W-L-T	Pct.	Years	Coach	W-L-T	Pct.
1916	Tom Cahill	1-0-1	.750	1973	Eugene Chyzowych	3-2-0	.600
1924	George Burford	2-2-0	.500	1973	Gordon Bradley	0-5-0	.000
1925-1926	Nat Agar	2-1-0	.667	1974	Dettmar Cramer	0-2-0	.000
1928	George Burford	0-1-1	.025	1975	Al Miller	0-2-0	.000
1930	Robert Millar	2-2-0	.500	1975	Manfred Schellscheidt	0-3-0	.000
1934	David Gould	1-1-0	.500	1976-1980	Walter Chyzowych	8-14-10	.406
1936	Elmer Schroeder	0-1-0	.000	1982	Bob Gansler	1-0-0	1.000
1937	Bill Lloyd	0-3-0	.000	1983-1985	Alkis Panagoulis	6-5-7	.527
1947	Andrew M. Brown	0-2-0	.000	1986-1988	Lothar Oslander	4-9-5	.361
1948-1949	Walter Giesler	1-6-1	.188	1989-1991	Bob Gansler	14-16-6	.472
1950	William Jeffrey	1-2-0	.333	1991	John Kowalski	1-0-1	.750
1952	John Wood	0-2-0	.000	1991-1995	Bora Milutinovic	30-35-31	.474
1953-1955	Erno Schwartz	2-4-0	.333	1995-1998	Steve Sampson	26-22-14	.532
1956	John Mills	0-1-0	.000	1998-2006	Bruce Arena	71-30-29	.658
1957	George Meyer	0-4-0	.000	2007-2011	Bob Bradley	43-25-12	.612
1959-1961	Jim Reed	0-3-1	.125	2011-2016	Jurgen Klinsmann	55-27-16	.642
1964	John Herberger	0-1-0	.000	2017	Bruce Arena	10-2-6	.722
1965	George Meyer	1-1-2	.500	2017-2018	Dave Sarachan	3-5-4	.417
1968	Phil Woosnam	4-4-1	.500	2019-	Gregg Berhalter	31-7-6	.773
1969	Gordon Jago	0-2-0	.000				
1971-1972	Bob Kehoe	0-3-1	.125				
1973	Max Wosniak	0-2-0	.000				
<b>All-Time Totals</b>						<b>323-259-155</b>	<b>.543</b>

## All-Time U.S. Men's National Team Head-to-Head Results

### Antigua & Barbuda (2-0-0; GF 5, GA 2)

June 8, 2012	3-1	W *	Tampa, Fla.
Oct. 12, 2012	2-1	W *	North Sound, Antigua

### Argentina (2-7-2; GF 9, GA 34)

May 30, 1928	2-11	L ++	Amsterdam, Holland
July 26, 1930	1-6	L **	Montevideo, Uruguay
Aug. 21, 1975	0-6	L	Mexico City, Mexico
May 19, 1991	0-1	L	Palo Alto, Calif.
July 14, 1995	3-0	W @	Paysandu, Uruguay
June 13, 1999	1-0	W	Washington, D.C.
Feb. 8, 2003	0-1	L	Miami, Fla.
June 28, 2007	1-4	L @	Maracaibo, Venezuela
June 8, 2008	0-0	T	East Rutherford, N.J.
March 26, 2011	1-1	T	East Rutherford, N.J.
June 21, 2016	0-4	L @	Houston, Texas

### Armenia (1-0-0; GF 1, GA 0)

May 15, 1994	1-0	W	Fullerton, Calif.
--------------	-----	---	-------------------

### Australia (1-1-1; GF 3, GA 2)

June 13, 1992	0-1	L	Orlando, Fla.
Nov. 6, 1998	0-0	T	San Jose, Calif.
June 5, 2010	3-1	W	Roodepoort, South Africa

### Austria (1-2-0; GF 4, GA 3)

June 19, 1990	1-2	L **	Florence, Italy
April 22, 1998	3-0	W	Vienna, Austria
Nov. 19, 2013	0-1	L	Vienna, Austria

### Azerbaijan (1-0-0; GF 2, GA 0)

May 27, 2014	1-0	W	San Francisco, Calif.
--------------	-----	---	-----------------------

### Barbados (4-0-0; GF 20, GA 0)

Aug. 16, 2000	7-0	W *	Foxborough, Mass.
Nov. 15, 2000	4-0	W *	Waterford, Barbados
June 15, 2008	8-0	W *	Carson, Calif.
June 22, 2008	1-0	W *	Bridgetown, Barbados

### Belgium (1-5-0; GF 6, GA 10)

July 13, 1930	3-0	W **	Montevideo, Uruguay
April 22, 1995	0-1	L	Brussels, Belgium
Feb. 25, 1998	0-2	L	Brussels, Belgium
Sept. 6, 2011	0-1	L	Brussels, Belgium
May 29, 2013	2-4	L	Cleveland, Ohio
July 1, 2014	1-2	L **	Salvador, Brazil

### Belize (1-0-0; GF 6, GA 1)

July 9, 2013	6-1	W ^	Portland, Ore.
--------------	-----	-----	----------------

### Bermuda (6-2-0; GF 15, GA 9)

Nov. 2, 1968	6-2	W *	Kansas City, Mo.
Nov. 10, 1968	2-0	W *	Hamilton, Bermuda
March 17, 1973	0-4	L	Hamilton, Bermuda
Sept. 9, 1973	1-0	W	Hartford, Conn.
Oct. 7, 1979	3-1	W	Hamilton, Bermuda
Nov. 14, 1989	2-1	W	Cocoa Beach, Fla.
Feb. 13, 1990	1-0	W	Hamilton, Bermuda
Feb. 21, 1991	0-1	L	Hamilton, Bermuda

### Bolivia (2-2-4; GF 10, GA 6)

May 23, 1993	0-0	T	Fullerton, Calif.
Feb. 18, 1994	1-1	T	Miami, Fla.
March 26, 1994	2-2	T	Dallas, Texas
July 11, 1995	0-1	L @	Paysandu, Uruguay
June 12, 1996	0-2	L	Washington, D.C.
Jan. 24, 1999	0-0	T	Santa Cruz, Bolivia
May 28, 2016	4-0	W	Kansas City, Kan.
May 28, 2018	3-0	W	Chester, Pa.

### Bosnia-Herzegovina (2-0-1; GF 5, GA 3)

Aug. 14, 2013	4-3	W	Sarajevo, Bosnia-Herzegovina
Jan. 28, 2018	0-0	T	Carson, Calif.
Dec. 18, 2018	1-0	W	Carson, Calif.

**Brazil (1-18-0; GF 12, GA 41)**

Aug. 17, 1930	3-4	L	Rio de Janeiro, Brazil
Feb. 26, 1992	0-3	L	Fortaleza, Brazil
Aug. 2, 1992	0-1	L	Los Angeles, Calif.
June 6, 1993	0-2	L	New Haven, Conn.
July 4, 1994	0-1	L**	Palo Alto, Calif.
July 20, 1995	0-1	L@	Maldonado, Uruguay
Jan. 18, 1996	0-1	L^	Los Angeles, Calif.
Feb. 10, 1998	1-0	W^	Los Angeles, Calif.
July 28, 1999	0-1	L#	Guadalajara, Mexico
March 3, 2001	1-2	L	Pasadena, Calif.
June 21, 2003	0-1	L#	Lyon, France
July 23, 2003	1-2	L (ot)^	Miami, Fla.
Sept. 9, 2007	2-4	L	Chicago, Ill.
June 18, 2009	0-3	L#	Pretoria, South Africa
June 28, 2009	2-3	L#	Johannesburg, South Africa
Aug. 10, 2010	0-2	L	East Rutherford, N.J.
May 30, 2012	1-4	L	Landover, Md.
Sept. 8, 2015	1-4	L	Foxborough, Mass.
Sept. 7, 2018	0-2	L	East Rutherford, N.J.

**Cameroon (0-0-1; GF 0, GA 0)**

June 23, 2003	0-0	T#	Lyon, France
---------------	-----	----	--------------

**Canada (16-9-12; GF 58, GA 36)**

June 27, 1925	0-1	L	Montreal, Canada
Nov. 8, 1925	6-1	W	Brooklyn, N.Y.
Nov. 6, 1926	6-1	W	Brooklyn, N.Y.
June 22, 1957	1-5	L*	Toronto, Canada
July 6, 1957	2-3	L*	St. Louis, Mo.
Oct. 17, 1968	2-4	L*	Toronto, Canada
Oct. 27, 1968	1-0	W*	Atlanta, Ga.
Aug. 20, 1972	2-3	L*	St. John's, Canada
Aug. 29, 1972	2-2	T*	Baltimore, Md.
Aug. 5, 1973	2-0	W	Windsor, Canada
Sept. 24, 1976	1-1	T*	Vancouver, Canada
Oct. 20, 1976	2-0	W*	Seattle, Wash.
Dec. 22, 1976	0-3	L*	Port-au-Prince, Haiti
Oct. 25, 1980	0-0	T*	Ft. Lauderdale, Fla.
Nov. 1, 1980	1-2	L*	Vancouver, Canada
April 2, 1985	0-2	L	Vancouver, Canada
April 4, 1985	1-1	T	Portland, Ore.
Feb. 5, 1986	0-0	T	Miami, Fla.
March 16, 1991	2-0	W	Los Angeles, Calif.
Sept. 3, 1992	2-0	W	St. John's, Canada
Oct. 9, 1992	0-0	T	Greensboro, N.C.
March 3, 1993	2-2	T	Costa Mesa, Calif.
March 16, 1997	3-0	W*	Palo Alto, Calif.
Nov. 9, 1997	3-0	W*	Vancouver, Canada
Jan. 30, 2002	0-0	T^	Pasadena, Calif. (4-2 pk)
Jan. 18, 2003	4-0	W	Ft. Lauderdale, Fla.
July 9, 2005	2-0	W^	Seattle, Wash.
Jan. 22, 2006	0-0	T	San Diego, Calif.
June 21, 2007	2-1	W^	Chicago, Ill.
June 7, 2011	2-0	W^	Detroit, Mich.
June 3, 2012	0-0	T	Toronto, Canada
Jan. 29, 2013	0-0	T	Houston, Texas
Feb. 5, 2016	1-0	W	Carson, Calif.
Oct. 15, 2019	0-2	L&	Toronto, Canada
Nov. 15, 2019	4-1	W&	Orlando, Fla.
July 18, 2021	1-0	W^	Kansas City, Kan.
Sept. 5, 2021	1-1	T*	Nashville, Tenn.

**Cayman Islands (1-0-0; GF 8, GA 1)**

Nov. 14, 1993	8-1	W	Mission Viejo, Calif.
---------------	-----	---	-----------------------

**Chile (3-5-3; GF 14, GA 22)**

July 2, 1950	2-5	L**	Recife, Brazil
July 1, 1988	1-1	T	Stockton, Calif.
June 3, 1988	1-3	L	San Diego, Calif.
June 5, 1988	0-3	L	Fresno, Calif.
April 30, 1994	0-2	L	Albuquerque, N.M.
July 8, 1995	2-1	W@	Paysandu, Uruguay
Feb. 21, 1999	2-1	W	Ft. Lauderdale, Fla.
Jan. 29, 2000	2-1	W	Coquimbo, Chile
Jan. 22, 2011	1-1	T	Carson, Calif.
Jan. 28, 2015	2-3	L	Rancagua, Chile
March 26, 2019	1-1	T	Houston, Texas

**China PR (5-1-2; GF 17, GA 7)**

Oct. 6, 1977	1-1	T	Washington, D.C.
Oct. 10, 1977	1-0	W	Atlanta, Ga.
Oct. 16, 1977	2-1	W	San Francisco, Calif.
April 4, 1992	5-0	W	Palo Alto, Calif.
Jan. 29, 1997	1-2	L	Kunming, China
Feb. 1, 1997	1-1	T	Guangzhou, China
Jan. 27, 2001	2-1	W	Oakland, Calif.
June 2, 2007	4-1	W	San Jose, Calif.

**Colombia (3-13-4; GF 14, GA 28)**

Feb. 5, 1961	0-2	L	Bogota, Colombia
Oct. 11, 1984	1-0	W	Los Angeles, Calif.
May 14, 1988	0-2	L	Miami, Fla.
June 24, 1989	0-1	L	Miami, Fla.
Feb. 4, 1990	1-1	T	Miami, Fla. (8-9 pk)
April 22, 1990	0-1	L	Miami, Fla.
July 31, 1992	0-1	L	Los Angeles, Calif.
May 8, 1993	1-2	L	Miami, Fla.
June 22, 1994	2-1	W**	Pasadena, Calif.
June 25, 1995	0-0	T	Piscataway, N.J.
July 22, 1995	1-4	L@	Maldonado, Uruguay
Feb. 19, 2000	2-2	T^	Miami, Fla. (1-2 pk)
Feb. 3, 2001	0-1	L	Miami, Fla.
March 9, 2003	3-0	W	Fullerton, Calif.
July 5, 2007	0-1	L@	Barquisimeto, Venezuela
Oct. 12, 2010	0-0	T	Chester, Pa.
Nov. 14, 2014	1-2	L	London, England
June 3, 2016	0-2	L@	Santa Clara, Calif.
June 25, 2016	0-1	L@	Glendale, Ariz.
Oct. 11, 2018	2-4	L	Tampa, Fla.

**Commonwealth of Independent States (1-1-0; GF 2, GA 2)**

Jan. 25, 1992	0-1	L	Miami, Fla.
Feb. 2, 1992	2-1	W	Detroit, Mich.

**Costa Rica (19-16-6; GF 49, GA 46)**

Aug. 19, 1975	1-3	L	Mexico City, Mexico
May 26, 1985	1-1	T*	Alajuela, Costa Rica
May 31, 1985	0-1	L*	Torrance, Calif.
June 14, 1988	1-0	W	San Antonio, Texas
April 16, 1989	0-1	L*	San Jose, Costa Rica
April 30, 1989	1-0	W*	St. Louis, Mo.
Feb. 2, 1990	0-2	L	Miami, Fla.
July 3, 1991	3-2	W^	Los Angeles, Calif.
Nov. 24, 1991	1-1	T	Dallas, Texas
Feb. 12, 1992	0-0	T	San Jose, Costa Rica
July 21, 1993	1-0	W (ot)^	Dallas, Texas
May 28, 1995	1-2	L	Tampa, Fla.
Dec. 1, 1996	1-2	L*	San Jose, Costa Rica
Dec. 14, 1996	2-1	W*	Palo Alto, Calif.
March 23, 1997	2-3	L*	San Jose, Costa Rica
Sept. 7, 1997	1-0	W*	Portland, Ore.
Feb. 7, 1998	2-1	W^	Oakland, Calif.
July 23, 2000	1-2	L*	San Jose, Costa Rica
Oct. 11, 2000	0-0	T*	Columbus, Ohio
April 25, 2001	1-0	W*	Kansas City, Mo.
Sept. 5, 2001	0-2	L*	San Jose, Costa Rica
Feb. 2, 2002	2-0	W^	Pasadena, Calif.
July 26, 2003	3-2	W^	Miami, Fla.
June 4, 2005	3-0	W*	Salt Lake City, Utah
July 12, 2005	0-0	T^	Foxborough, Mass.
Oct. 8, 2005	0-3	L*	San Jose, Costa Rica
June 3, 2009	1-3	L*	San Jose, Costa Rica
Oct. 14, 2009	2-2	T	Washington, D.C.
Sept. 2, 2011	0-1	L	Carson, Calif.
March 22, 2013	1-0	W*	Commerce City, Colo.
July 16, 2013	1-0	W^	East Hartford, Conn.
Sept. 6, 2013	1-3	L*	San Jose, Costa Rica
Oct. 13, 2015	0-1	L	Harrison, N.J.
July 7, 2016	4-0	W@	Chicago, Ill.
Nov. 15, 2016	0-4	L*	San Jose, Costa Rica
July 22, 2017	2-0	W^	Arlington, Texas
Sept. 1, 2017	0-2	L*	Harrison, N.J.
Feb. 2, 2019	2-0	W	San Jose, Calif.
Feb. 1, 2020	1-0	W	Carson, Calif.
June 9, 2021	4-0	W	Sandy, Utah
Oct. 13, 2021	2-1	W*	Columbus, Ohio

**Cuba (12-1-1; GF 51, GA 11)**

July 20, 1947	2-5	L %	Havana, Cuba
Sept. 14, 1949	1-1	T *	Mexico City, Mexico
Sept. 21, 1949	5-2	W *	Mexico City, Mexico
Feb. 1, 1998	3-0	W ^	Oakland, Calif.
Jan. 21, 2002	1-0	W ^	Pasadena, Calif.
July 19, 2003	5-0	W ^	Foxborough, Mass.
July 7, 2005	4-1	W ^	Seattle, Wash.
Sept. 6, 2008	1-0	W *	Havana, Cuba
Oct. 11, 2008	6-1	W *	Washington, D.C.
July 13, 2013	4-1	W ^	Sandy, Utah
July 18, 2015	6-0	W ^	Baltimore, Md.
Oct. 7, 2016	2-0	W	Havana, Cuba
Oct. 11, 2019	7-0	W &	Washington, D.C.
Nov. 19, 2019	4-0	W &	George Town, Cayman Islands

**Curaçao (2-0-1; GF 5, GA 0)**

Sept. 29, 1984	0-0	T *	Curaçao, Netherlands Antilles
Oct. 6, 1984	4-0	W *	St. Louis, Mo.
June 30, 2019	1-0	W ^	Philadelphia, Pa.

**Czechoslovakia (0-1-0; GF 1, GA 5)**

June 10, 1990	1-5	L **	Florence, Italy
---------------	-----	------	-----------------

Note: Czechoslovakia's history is officially recognized by both the Czech Republic and Slovakia.

**Czech Republic (1-2-0; GF 3, GA 7)**

June 12, 2006	0-3	L **	Gelsenkirchen, Germany
May 25, 2010	2-4	L	East Hartford, Conn.
Sept. 3, 2014	1-0	W	Prague, Czech Republic

**Denmark (1-3-3; GF 10, GA 14)**

Jan. 30, 1993	2-2	T	Tempe, Ariz.
Feb. 10, 1994	0-0	T	Hong Kong (2-4 pk)
Jan. 22, 1997	1-4	L	Pasadena, Calif.
Jan. 18, 2004	1-1	T	Carson, Calif.
Jan. 20, 2007	3-1	W	Carson, Calif.
Nov. 18, 2009	1-3	L	Aarhus, Denmark
March 25, 2015	2-3	L	Aarhus, Denmark

**East Germany (0-2-0; GF 3, GA 5)**

March 28, 1990	2-3	L	Berlin, East Germany
July 28, 1990	1-2	L	Milwaukee, Wis.

**Ecuador (5-5-5; GF 11, GA 12)**

Nov. 30, 1984	0-0	T	Long Island, N.Y.
Dec. 2, 1984	2-2	T	Miami, Fla.
June 7, 1988	0-1	L	Albuquerque, N.M.
June 10, 1988	0-2	L	Houston, Texas
June 12, 1988	0-0	T	Ft. Worth, Texas
June 19, 1993	0-2	L @	Quito, Ecuador
Aug. 7, 1997	0-1	L	Baltimore, Md.
June 7, 2001	0-0	T	Columbus, Ohio
March 10, 2002	1-0	W	Birmingham, Ala.
March 25, 2007	3-1	W	Tampa, Fla.
Oct. 11, 2011	0-1	L	Harrison, N.J.
Oct. 10, 2014	1-1	T	Hartford, Conn.
May 25, 2016	1-0	W	Frisco, Texas
June 16, 2016	2-1	W @	Seattle, Wash.
March 21, 2019	1-0	W	Orlando, Fla.

**Egypt (1-1-0; GF 4, GA 3)**

June 8, 1987	1-3	L	Seoul, South Korea
June 21, 2009	3-0	W #	Rustenburg, South Africa

**El Salvador (18-1-6; GF 60, GA 15)**

Sept. 15, 1977	2-1	W	San Salvador, El Salvador
Sept. 30, 1977	0-0	T	Los Angeles, Calif.
Oct. 9, 1984	3-1	W	Los Angeles, Calif.
Sept. 17, 1989	1-0	W *	Tegucigalpa, Honduras
Nov. 5, 1989	0-0	T *	St. Louis, Mo.
Feb. 19, 1992	0-2	L	San Salvador, El Salvador
March 23, 1993	2-2	T	San Salvador, El Salvador
Dec. 5, 1993	7-0	W	Los Angeles, Calif.
Jan. 16, 1996	2-0	W ^	Anaheim, Calif.
Aug. 30, 1996	3-1	W	Los Angeles, Calif.
June 29, 1997	1-1	T *	San Salvador, El Salvador
Nov. 16, 1997	4-2	W *	Foxborough, Mass.
Jan. 27, 2002	4-0	W ^	Pasadena, Calif.
Nov. 17, 2002	2-0	W	Washington, D.C.
July 12, 2003	2-0	W ^	Foxborough, Mass.
Sept. 4, 2004	2-0	W *	Foxborough, Mass.
Oct. 10, 2004	2-0	W *	San Salvador, El Salvador
June 12, 2007	4-0	W ^	Foxborough, Mass.
March 28, 2009	2-2	T *	San Salvador, El Salvador
Sept. 5, 2009	2-1	W *	Sandy, Utah
Feb. 24, 2010	2-1	W	Tampa, Fla.
July 21, 2013	5-1	W ^	Baltimore, Md.
July 19, 2017	2-0	W ^	Philadelphia, Pa.
Dec. 9, 2020	6-0	W	Fort Lauderdale, Fla.
Sept. 2, 2021	0-0	T *	San Salvador, El Salvador

**England (2-8-1; GF 9, GA 39)**

June 29, 1950	1-0	W **	Belo Horizonte, Brazil
June 8, 1953	3-6	L	New York, N.Y.
May 28, 1959	1-8	L	Los Angeles, Calif.
May 27, 1964	0-10	L	New York, N.Y.
June 16, 1985	0-5	L	Los Angeles, Calif.
June 9, 1993	2-0	W	Foxborough, Mass.
Sept. 7, 1994	0-2	L	London, England
May 28, 2005	1-2	L	Chicago, Ill.
May 28, 2008	0-2	L	London, England
June 12, 2010	1-1	T **	Rustenburg, South Africa
Nov. 15, 2018	0-3	L	London, England

**Estonia (2-0-0; GF 5, GA 0)**

May 25, 1924	1-0	W ++	Paris, France
May 7, 1994	4-0	W	Fullerton, Calif.

**Finland (1-0-0; GF 2, GA 1)**

March 10, 1990	2-1	W	Tampa, Fla.
----------------	-----	---	-------------

**France (0-3-1; GF 1, GA 11)**

May 2, 1979	0-6	L	East Rutherford, N.J.
Oct. 10, 1979	0-3	L	Paris, France
Nov. 11, 2011	0-1	L	Saint-Denis, France
June 9, 2018	1-1	T	Lyon, France

**Germany (4-7-0; GF 17, GA 23)**

June 13, 1993	3-4	L	Chicago, Ill.
Dec. 18, 1993	0-3	L	Palo Alto, Calif.
June 15, 1998	0-2	L **	Paris, France
Feb. 6, 1999	3-0	W	Jacksonville, Fla.
July 30, 1999	2-0	W #	Guadalajara, Mexico
March 27, 2002	2-4	L	Rostock, Germany
June 21, 2002	0-1	L **	Ulsan, Korea Republic
March 22, 2006	1-4	L	Dortmund, Germany
June 2, 2013	4-3	W	Washington, D.C.
June 26, 2014	0-1	L **	Recife, Brazil
June 10, 2015	2-1	W	Cologne, Germany

**Ghana (2-2-0; GF 6, GA 6)**

June 22, 2006	1-2	L **	Nuremberg, Germany
June 26, 2010	1-2	L ** (ot)	Rustenburg, South Africa
June 16, 2014	2-1	W **	Natal, Brazil
July 1, 2017	2-1	W	East Hartford, Conn.

**Greece (0-0-1; GF 1, GA 1)**

May 28, 1994	1-1	T	New Haven, Conn.
--------------	-----	---	------------------

**Grenada (3-0-0; GF 10, GA 2)**

June 13, 2004	3-0	W *	Columbus, Ohio
June 20, 2004	3-2	W *	St. George's, Grenada
July 4, 2009	4-0	W ^	Seattle, Wash.

**Guadeloupe (1-0-0; GF 1, GA 0)**

June 14, 2011	1-0	W ^	Kansas City, Kan.
---------------	-----	-----	-------------------

**Guatemala (16-5-6; GF 47, GA 19)**

Sept. 18, 1977	1-3	L	Guatemala City, Guatemala
Sept. 25, 1977	0-2	L	Guatemala City, Guatemala
Oct. 14, 1984	0-4	L	Guatemala City, Guatemala
Jan. 10, 1988	0-1	L	Guatemala City, Guatemala
Jan. 13, 1988	1-0	W	Guatemala City, Guatemala
June 17, 1989	2-1	W *	New Britain, Conn.
Oct. 8, 1989	0-0	T *	Guatemala City, Guatemala
July 1, 1991	3-0	W ^	Pasadena, Calif.
Jan. 21, 1996	3-0	W ^	Los Angeles, Calif.
Nov. 3, 1996	2-0	W *	Washington, D.C.
Dec. 21, 1996	2-2	T *	San Salvador, El Salvador
March 11, 1999	3-1	W	Los Angeles, Calif.
July 16, 2000	1-1	T *	Mazatenango, Guatemala
Sept. 3, 2000	1-0	W *	Washington, D.C.
March 30, 2005	2-0	W *	Birmingham, Ala.
Sept. 7, 2005	0-0	T *	Guatemala City, Guatemala
Feb. 19, 2006	4-0	W	Frisco, Texas
March 28, 2007	0-0	T	Frisco, Texas
June 7, 2007	1-0	W ^	Carson, Calif.
Aug. 20, 2008	1-0	W *	Guatemala City, Guatemala
Nov. 19, 2008	2-0	W *	Commerce City, Colo.
June 12, 2010	1-1	T *	Guatemala City, Guatemala
Oct. 16, 2012	3-1	W *	Kansas City, Kan.
July 5, 2013	6-0	W	San Diego, Calif.
July 3, 2015	4-0	W	Nashville, Tenn.
March 25, 2016	0-2	L *	Guatemala City, Guatemala
March 29, 2016	4-0	W *	Columbus, Ohio

**Guyana (1-0-0; GF 4, GA 0)**

June 18, 2019	4-0	W ^	St. Paul, Minn.
---------------	-----	-----	-----------------

**Haiti (7-6-5; GF 24, GA 19)**

April 3, 1954	3-2	W *	Port-au-Prince, Haiti
April 4, 1954	3-0	W *	Port-au-Prince, Haiti
Oct. 20, 1968	6-3	W	Port-au-Prince, Haiti
Oct. 21, 1968	2-5	L	Port-au-Prince, Haiti
Oct. 23, 1968	0-1	L	Port-au-Prince, Haiti
April 20, 1969	0-2	L *	Port-au-Prince, Haiti
May 11, 1969	0-1	L *	San Diego, Calif.
Nov. 3, 1973	0-1	L	Port-au-Prince, Haiti
Nov. 5, 1973	0-1	L	Port-au-Prince, Haiti
Nov. 10, 1976	0-0	T	Port-au-Prince, Haiti
Nov. 12, 1976	0-0	T	Port-au-Prince, Haiti
Nov. 14, 1976	0-0	T	Port-au-Prince, Haiti
April 8, 1983	2-0	W	Port-au-Prince, Haiti
Feb. 12, 2000	3-0	W ^	Miami, Fla.
March 13, 2004	1-1	T	Miami, Fla.
July 11, 2009	2-2	T ^	Foxborough, Mass.
July 10, 2015	1-0	W ^	Foxborough, Mass.
July 11, 2021	1-0	W ^	Kansas City, Kan.

**Honduras (18-4-5; GF 51, GA 24)**

March 17, 1965	1-0	W *	San Pedro Sula, Honduras
March 21, 1965	1-1	T *	Tegucigalpa, Honduras
July 7, 1991	0-0	T ^	Los Angeles, Calif. (4-3 pk)
March 25, 1993	1-4	L	Tegucigalpa, Honduras
July 17, 1993	1-0	W ^	Dallas, Texas
Dec. 11, 1994	1-1	T	Fullerton, Calif.
March 28, 2001	2-1	W *	San Pedro Sula, Honduras
Sept. 1, 2001	2-3	L *	Washington, D.C.
March 2, 2002	4-0	W	Seattle, Wash.
June 2, 2004	4-0	W	Foxborough, Mass.
March 19, 2005	1-0	W	Albuquerque, N.M.
July 21, 2005	2-1	W ^	East Rutherford, N.J.
June 6, 2009	2-1	W *	Chicago, Ill.
July 8, 2009	2-0	W ^	Washington, D.C.
July 23, 2009	2-0	W ^	Chicago, Ill.
Oct. 10, 2009	3-2	W *	San Pedro Sula, Honduras
Jan. 23, 2010	1-3	L	Carson, Calif.
Oct. 8, 2011	1-0	W	Miami, Fla.
Feb. 6, 2013	1-2	L *	San Pedro Sula, Honduras
June 18, 2013	1-0	W *	Sandy, Utah
July 24, 2013	3-1	W ^	Arlington, Texas
Oct. 14, 2014	1-1	T	Boca Raton, Fla.
July 7, 2015	2-1	W ^	Frisco, Texas
March 24, 2017	6-0	W *	San Jose, Calif.
Sept. 5, 2017	1-1	T *	San Pedro Sula, Honduras
June 3, 2021	1-0	W &	Denver, Colo.
Sept. 8, 2021	4-1	W *	San Pedro Sula, Honduras

**Hungary (1-1-1; GF 2, GA 2)**

Oct. 26, 1979	2-0	W	Budapest, Hungary
March 20, 1990	0-2	L	Budapest, Hungary
March 10, 1993	0-0	T	Nagoya, Japan

**Iceland (3-2-2; GF 12, GA 9)**

Aug. 25, 1955	2-3	L	Reykjavik, Iceland
Sept. 3, 1978	0-0	T	Reykjavik, Iceland
April 8, 1990	4-1	W	St. Louis, Mo.
April 17, 1993	1-1	T	Costa Mesa, Calif.
Aug. 31, 1993	1-0	W	Reykjavik, Iceland
April 24, 1994	1-2	L	San Diego, Calif.
Jan. 31, 2016	3-2	W	Carson, Calif.

**Iran (0-1-1; GF 2, GA 3)**

June 21, 1998	1-2	L **	Lyon, France
Jan. 16, 2000	1-1	T	Pasadena, Calif.

**Ireland (2-6-2; GF 14, GA 22)**

June 16, 1924	1-3	L	Dublin, Ireland
Oct. 29, 1979	2-3	L	Dublin, Ireland
June 1, 1991	1-1	T	Foxborough, Mass.
April 29, 1992	1-4	L	Dublin, Ireland
May 30, 1992	3-1	W	Washington D.C.
June 9, 1996	2-1	W	Foxborough, Mass.
June 6, 2000	1-1	T	Foxborough, Mass.
April 17, 2002	1-2	L	Dublin, Ireland
Nov. 18, 2014	1-4	L	Dublin, Ireland
June 2, 2018	1-2	L	Dublin, Ireland

**Israel (1-3-1; GF 6, GA 13)**

Sept. 15, 1968	3-3	T	New York, N.Y.
Sept. 25, 1968	0-4	L	Philadelphia, Pa.
Nov. 13, 1973	1-3	L	Tel-Aviv, Israel
Nov. 15, 1973	0-2	L	Beersheba, Israel
June 17, 1997	2-1	W	Jacksonville, Fla.

**Italy (1-8-3; GF 5, GA 33)**

May 27, 1934	1-7	L **	Rome, Italy
Aug. 3, 1936	0-1	L ++	Berlin, Germany
Aug. 2, 1948	0-9	L ++	London, England
July 16, 1952	0-8	L ++	Tampere, Finland
May 30, 1984	0-0	T	East Rutherford, N.J.
June 14, 1990	0-1	L **	Rome, Italy
June 6, 1992	1-1	T	Chicago, Ill.
Feb. 13, 2002	0-1	L	Catania, Italy
June 17, 2006	1-1	T **	Kaiserslautern, Germany
June 15, 2009	1-3	L #	Pretoria, South Africa
Feb. 29, 2012	1-0	W	Genoa, Italy
Nov. 20, 2018	0-1	L	Genk, Belgium

**Ivory Coast (1-0-0; GF 5, GA 2)**

Oct. 19, 1992 5-2 W # Riyadh, Saudi Arabia

**Jamaica (19-3-9; GF 52, GA 20)**

July 24, 1988 0-0 T \* Kingston, Jamaica  
 Aug. 13, 1988 5-1 W \* St. Louis, Mo.  
 Sept. 14, 1991 1-0 W High Point, N.C.  
 July 10, 1993 1-0 W ^ Dallas, Texas  
 Nov. 7, 1993 1-0 W Fullerton, Calif.  
 Nov. 22, 1994 3-0 W Kingston, Jamaica  
 March 2, 1997 0-0 T \* Kingston, Jamaica  
 Oct. 3, 1997 1-1 T \* Washington, D.C.  
 Sept. 8, 1999 2-2 T Kingston, Jamaica  
 June 16, 2001 0-0 T \* Kingston, Jamaica  
 Oct. 7, 2001 2-1 W \* Foxborough, Mass.  
 May 16, 2002 5-0 W East Rutherford, N.J.  
 Feb. 12, 2003 2-1 W Kingston, Jamaica  
 Aug. 18, 2004 1-1 T \* Kingston, Jamaica  
 Nov. 17, 2004 1-1 T \* Columbus, Ohio  
 July 16, 2005 3-1 W ^ Foxborough, Mass.  
 April 11, 2006 1-1 T Cary, N.C.  
 June 19, 2011 2-0 W ^ Washington, D.C.  
 Sept. 7, 2012 1-2 L \* Kingston, Jamaica  
 Sept. 11, 2012 1-0 W \* Columbus, Ohio  
 June 7, 2013 2-1 W \* Kingston, Jamaica  
 Oct. 11, 2013 2-0 W \* Kansas City, Kan.  
 July 22, 2015 1-2 L ^ Atlanta, Ga.  
 Feb. 5, 2017 1-0 W Chattanooga, Tenn.  
 July 26, 2017 2-1 W ^ Santa Clara, Calif.  
 June 5, 2019 0-1 L Washington, D.C.  
 July 3, 2019 3-1 W ^ Nashville, Tenn.  
 March 25, 2021 4-1 W Wiener Neustadt, Austria  
 July 25, 2021 1-0 W ^ Arlington, Texas  
 Oct. 7, 2021 2-0 W \* Austin, Texas  
 Nov. 16, 2021 1-1 T \* Kingston, Jamaica

**Japan (1-1-0; GF 4, GA 5)**

March 14, 1993 1-3 L Tokyo, Japan  
 Feb. 10, 2006 3-2 W San Francisco, Calif.

**Korea DPR (0-1-0; GF 1, GA 2)**

Oct. 19, 1991 1-2 L Washington, D.C.

**Korea Republic (2-3-2; GF 7, GA 7)**

June 12, 1987 0-1 L Busan, Korea Republic  
 Aug. 13, 1989 1-2 L Los Angeles, Calif.  
 March 12, 1994 1-1 T Fullerton, Calif.  
 Dec. 9, 2001 0-1 L Seogwipo, Korea Republic  
 Jan. 19, 2002 2-1 W ^ Pasadena, Calif.  
 June 10, 2002 1-1 T \*\* Daegu, Korea Republic  
 Feb. 1, 2014 2-0 W Carson, Calif.

**Kuwait (1-0-0; GF 2, GA 0)**

May 24, 1998 2-0 W Portland, Ore.

**Latvia (1-0-0; GF 1, GA 0)**

May 28, 2006 1-0 W East Hartford, Conn.

**Liechtenstein (1-0-0; GF 4, GA 1)**

May 30, 1990 4-1 W S. Eschen-Mauren, Liech.

**Luxembourg (1-0-0; GF 2, GA 0)**

Oct. 5, 1980 2-0 W Dudelange, Luxembourg

**Macedonia (0-0-1; GF 0, GA 0)**

May 16, 1998 0-0 T San Jose, Calif.

**Malta (1-0-0; GF 1, GA 0)**

May 5, 1990 1-0 W Piscataway, N.J.

**Martinique (3-0-0; GF 11, GA 3)**

July 14, 2003 2-0 W ^ Foxborough, Mass.  
 July 12, 2017 3-2 W ^ Tampa, Fla.  
 July 15, 2021 6-1 W ^ Kansas City, Kan.

**Mexico (22-36-15; GF 85, GA 143)**

May 24, 1934 4-2 W \* Rome, Italy  
 Sept. 12, 1937 2-7 L Mexico City, Mexico  
 Sept. 19, 1937 3-7 L Mexico City, Mexico  
 Sept. 26, 1937 1-5 L Mexico City, Mexico  
 July 13, 1947 0-5 L % Havana, Cuba  
 Sept. 4, 1949 0-6 L \* Mexico City, Mexico  
 Sept. 18, 1949 2-6 L \* Mexico City, Mexico  
 Jan. 10, 1954 0-4 L \* Mexico City, Mexico  
 Jan. 14, 1954 1-3 L \* Mexico City, Mexico  
 April 7, 1957 0-6 L \* Mexico City, Mexico  
 April 28, 1957 2-7 L \* Long Beach, Calif.  
 Nov. 6, 1960 3-3 T \* Los Angeles, Calif.  
 Nov. 13, 1960 0-3 L \* Mexico City, Mexico  
 March 7, 1965 2-2 T \* Los Angeles, Calif.  
 March 12, 1965 0-2 L \* Mexico City, Mexico  
 Sept. 3, 1972 1-3 L \* Mexico City, Mexico  
 Sept. 10, 1972 1-2 L \* Los Angeles, Calif.  
 Oct. 16, 1973 0-2 L Puebla, Mexico  
 Sept. 5, 1974 1-3 L Monterrey, Mexico  
 Sept. 8, 1974 0-1 L Dallas, Texas  
 Aug. 25, 1975 0-2 L Mexico City, Mexico  
 Oct. 3, 1976 0-0 T \* Los Angeles, Calif.  
 Oct. 15, 1976 0-3 L \* Puebla, Mexico  
 Sept. 27, 1977 0-3 L Monterrey, Mexico  
 Nov. 9, 1980 1-5 L \* Mexico City, Mexico  
 Nov. 23, 1980 2-1 W \* Ft. Lauderdale, Fla.  
 Oct. 17, 1984 1-2 L Mexico City, Mexico  
 March 12, 1991 2-2 T Los Angeles, Calif.  
 July 5, 1991 2-0 W ^ Los Angeles, Calif.  
 July 25, 1993 0-4 L ^ Mexico City, Mexico  
 Oct. 13, 1993 1-1 T Washington, D.C.  
 June 4, 1994 1-0 W Pasadena, Calif.  
 June 18, 1995 4-0 W Washington, D.C.  
 July 17, 1995 0-0 T @ Paysandu, Uruguay (4-1 pk)  
 June 16, 1996 2-2 T Pasadena, Calif.  
 Jan. 19, 1997 0-2 L Pasadena, Calif.  
 April 20, 1997 2-2 T \* Foxborough, Mass.  
 Nov. 2, 1997 0-0 T \* Mexico City, Mexico  
 Feb. 15, 1998 0-1 L ^ Los Angeles, Calif.  
 March 13, 1999 1-2 L San Diego, Calif.  
 Aug. 1, 1999 0-1 L (ot) # Mexico City, Mexico  
 June 11, 2000 3-0 W East Rutherford, N.J.  
 Oct. 25, 2000 2-0 W Los Angeles, Calif.  
 Feb. 28, 2001 2-0 W \* Columbus, Ohio  
 July 1, 2001 0-1 L \* Mexico City, Mexico  
 April 3, 2002 1-0 W Denver, Colo.  
 June 17, 2002 2-0 W \*\* Jeonju, Korea Republic  
 May 8, 2003 0-0 T Houston, Texas  
 April 28, 2004 1-0 W Dallas, Texas  
 March 27, 2005 1-2 L \* Mexico City, Mexico  
 Sept. 3, 2005 2-0 W \* Columbus, Ohio  
 Feb. 7, 2007 2-0 W Glendale, Ariz.  
 June 24, 2007 2-1 W ^ Chicago, Ill.  
 Feb. 6, 2008 2-2 T Houston, Texas  
 Feb. 11, 2009 2-0 W \* Columbus, Ohio  
 July 26, 2009 0-5 L \* East Rutherford, N.J.  
 Aug. 12, 2009 1-2 L \* Mexico City, Mexico  
 June 25, 2011 2-4 L ^ Pasadena, Calif.  
 Aug. 10, 2011 1-1 T Philadelphia, Pa.  
 Aug. 15, 2012 1-0 W Mexico City, Mexico  
 March 26, 2013 0-0 T \* Mexico City, Mexico  
 Sep. 10, 2013 2-0 W \* Columbus, Ohio  
 April 2, 2014 2-2 T Glendale, Ariz.  
 April 15, 2015 2-0 W San Antonio, Texas  
 Oct. 10, 2015 2-3 L (ot)+ Pasadena, Calif.  
 Nov. 11, 2016 1-2 L \* Columbus, Ohio  
 June 11, 2017 1-1 T \* Mexico City, Mexico  
 Sept. 11, 2018 1-0 W Nashville, Tenn.  
 July 7, 2019 0-1 L ^ Chicago, Ill.  
 Sept. 6, 2019 0-3 L East Rutherford, N.J.  
 June 6, 2021 3-2 W (ot) & Denver, Colo.  
 Aug. 1, 2021 1-0 W (ot) ^ Las Vegas, Nev.  
 Nov. 12, 2021 2-0 W \* Cincinnati, Ohio

**Moldova (1-0-1; GF 4, GA 1)**

April 16, 1994 1-1 T Jacksonville, Fla.  
 April 20, 1994 3-0 W Davidson, N.C.

**Morocco (0-3-0; GF 2, GA 6)**

March 18, 1992	1-3	L	Casablanca, Morocco
Nov. 17, 1999	1-2	L	Marrakech, Morocco
May 23, 2006	0-1	L	Nashville, Tenn.

**Netherlands (1-4-0; GF 5, GA 10)**

Feb. 21, 1998	0-2	L	Miami, Fla.
May 19, 2002	0-2	L	Foxborough, Mass.
Feb. 18, 2004	0-1	L	Amsterdam, Netherlands
March 3, 2010	1-2	L	Amsterdam, Netherlands
June 5, 2015	4-3	W	Amsterdam, Netherlands

**New Zealand (2-0-1; GF 5, GA 3)**

July 24, 1999	2-1	W #	Guadalajara, Mexico
June 8, 2003	2-1	W	Richmond, Va.
Oct. 11, 2016	1-1	T	Washington, D.C.

**Nicaragua (1-0-0; GF 3, GA 0)**

July 15, 2017	3-0	W ^	Cleveland, Ohio
---------------	-----	-----	-----------------

**Nigeria (2-0-0; GF 5, GA 3)**

June 11, 1995	3-2	W	Boston, Mass.
June 7, 2014	2-1	W	Jacksonville, Fla.

**Northern Ireland (1-1-0; GF 2, GA 6)**

Aug. 11, 1948	0-5	L	Belfast, Northern Ireland
March 28, 2021	2-1	W	Belfast, Northern Ireland

**Norway (2-2-1; GF 8, GA 14)**

Sept. 3, 1916	1-1	T	Oslo, Norway
Aug. 6, 1948	0-11	L	Oslo, Norway
Sept. 8, 1993	0-1	L	Oslo, Norway
Jan. 15, 1994	2-1	W	Tempe, Ariz.
Jan. 29, 2006	5-0	W	Carson, Calif.

**Panama (16-2-6; GF 47, GA 15)**

July 14, 1993	2-1	W ^	Dallas, Texas
Sept. 9, 2004	1-1	T *	Panama City, Panama
Oct. 13, 2004	6-0	W *	Washington, D.C.
June 8, 2005	3-0	W *	Panama City, Panama
July 24, 2005	0-0	T ^	East Rutherford, N.J. (3-1 pk)
Oct. 12, 2005	2-0	W *	Foxborough, Mass.
June 16, 2007	2-1	W ^	Foxborough, Mass.
July 18, 2009	2-1	W ^	Philadelphia, Pa.
June 11, 2011	1-2	L ^	Tampa, Fla.
June 22, 2011	1-0	W ^	Houston, Texas
Jan. 25, 2012	1-0	W	Panama City, Panama
June 11, 2013	2-0	W *	Seattle, Wash.
July 28, 2013	1-0	W ^	Chicago, Ill.
Oct. 15, 2013	3-2	W *	Panama City, Panama
Feb. 8, 2015	2-0	W	Carson, Calif.
July 13, 2015	1-1	T ^	Kansas City, Kan.
July 25, 2015	1-1	T ^	Chester, Pa. (2-3 pk)
March 28, 2017	1-1	T *	Panama City, Panama
July 8, 2017	1-1	T ^	Nashville, Tenn.
Oct. 6, 2017	4-0	W *	Orlando, Fla.
Jan. 27, 2019	3-0	W	Glendale, Ariz.
June 26, 2019	1-0	W ^	Kansas City, Kan.
Nov. 16, 2020	6-2	W	Wiener Neustadt, Austria
Oct. 10, 2021	0-1	L *	Panama City, Panama

**Paraguay (4-2-2; GF 10, GA 6)**

July 17, 1930	3-0	W **	Montevideo, Uruguay
June 4, 1997	0-0	T	St. Louis, Mo.
March 14, 1998	2-2	T	San Diego, Calif.
July 6, 2003	2-0	W	Columbus, Ohio
July 2, 2007	1-3	L @	Barinas, Venezuela
March 29, 2011	0-1	L	Nashville, Tenn.
June 11, 2016	1-0	W	Philadelphia, Pa.
March 27, 2018	1-0	W	Cary, N.C.

**Peru (3-2-2; GF 8, GA 7)**

June 4, 1989	3-0	W	East Rutherford, N.J.
May 26, 1993	0-0	T	Mission Viejo, Calif.
Oct. 16, 1996	1-4	L	Lima, Peru
Jan. 17, 1997	0-1	L	San Diego, Calif.
Feb. 16, 2000	1-0	W ^	Miami, Fla.
Sept. 4, 2015	2-1	W	Washington, D.C.
Oct. 16, 2018	1-1	T	East Hartford, Conn.

**Poland (7-7-3; GF 22, GA 36)**

June 10, 1924	3-2	W	Warsaw, Poland
June 10, 1928	3-3	T	Warsaw, Poland
March 20, 1973	0-4	L	Lodz, Poland
Aug. 3, 1973	0-1	L	Chicago, Ill.
Aug. 10, 1973	0-4	L	San Francisco, Calif.
Aug. 12, 1973	1-0	W	New Britain, Conn.
March 26, 1975	0-7	L	Poznan, Poland
June 24, 1975	0-4	L	Seattle, Wash.
July 13, 1988	0-2	L	New Britain, Conn.
May 9, 1990	3-1	W	Hershey, Pa.
Oct. 10, 1990	3-2	W	Warsaw, Poland
June 14, 2002	1-3	L **	Daejeon, Korea Republic
March 31, 2004	1-0	W	Wloclaw, Poland
July 11, 2004	1-1	T	Chicago, Ill.
March 1, 2006	1-0	W	Kaiserslautern, Germany
March 26, 2008	3-0	W	Krakow, Poland
Oct. 9, 2010	2-2	T	Chicago, Ill.

**Portugal (2-2-3; GF 8, GA 8)**

Sept. 20, 1978	0-1	L	Benfica, Portugal
Oct. 7, 1980	1-1	T	Lisbon, Portugal
Dec. 19, 1990	0-1	L	Porto, Portugal
June 3, 1992	1-0	W	Chicago, Ill.
June 5, 2002	3-2	W **	Suwon, Korea Republic
June 22, 2014	2-2	T **	Manaus, Brazil
Nov. 14, 2017	1-1	T	Leiria, Portugal

**Puerto Rico (1-0-0; GF 3, GA 1)**

May 22, 2016	3-1	W	Bayamon, Puerto Rico
--------------	-----	---	----------------------

**Qatar (1-0-0; GF 1, GA 0)**

July 29, 2021	1-0	W ^	Austin, Texas
---------------	-----	-----	---------------

**Romania (1-2-1; GF 4, GA 4)**

Aug. 28, 1991	2-0	W	Brasov, Romania
Feb. 6, 1993	1-1	T	Santa Barbara, Calif.
Feb. 13, 1994	1-2	L	Hong Kong
June 26, 1994	0-1	L **	Pasadena, Calif.

**Russia (0-2-3; GF 3, GA 6)**

Feb. 13, 1993	0-1	L	Orlando, Fla.
Feb. 21, 1993	0-0	T	Palo Alto, Calif.
Jan. 29, 1994	1-1	T	Seattle, Wash.
April 26, 2000	0-2	L	Moscow, Russia
Nov. 14, 2012	2-2	T	Krasnodar, Russia

**Saint Vincent and the Grenadines (2-0-0; GF 12, GA 1)**

Nov. 13, 2015	6-1	W *	St. Louis, Mo.
Sept. 2, 2016	6-0	W *	Kingstown, St. Vincent

**Saudi Arabia (3-2-1; GF 9, GA 8)**

Oct. 15, 1992	0-3	L #	Riyadh, Saudi Arabia
April 9, 1993	2-0	W	Riyadh, Saudi Arabia
May 25, 1994	0-0	T	Piscataway, N.J.
Oct. 19, 1994	1-2	L	Dhahran, Saudi Arabia
Oct. 8, 1995	4-3	W	Washington, D.C.
Aug. 3, 1999	2-0	W #	Guadalajara, Mexico



**Scotland (2-3-3; GF 8, GA 14)**

June 19, 1949	0-4	L	Randalls Island, N.Y.
April 30, 1952	0-6	L	Glasgow, Scotland
May 17, 1992	0-1	L	Denver, Colo.
May 26, 1996	2-1	W	New Britain, Conn.
May 30, 1998	0-0	T	Washington, D.C.
Nov. 12, 2005	1-1	T	Glasgow, Scotland
May 26, 2012	5-1	W	Jacksonville, Fla.
Nov. 15, 2013	0-0	T	Glasgow, Scotland

**Serbia (0-2-1; GF 1, GA 10)**

Nov. 28, 1956	1-9	L ++	Melbourne, Australia
June 25, 1998	0-1	L **	Nantes, France
Jan. 29, 2017	0-0	T	San Diego, Calif.

**Slovakia (0-1-0; GF 0, GA 1)**

Oct. 14, 2009	0-1	L	Bratislava, Slovakia
---------------	-----	---	----------------------

**Slovenia (1-0-1; GF 5, GA 4)**

June 18, 2010	2-2	T	Johannesburg, South Africa
Nov. 15, 2011	3-2	W	Ljubljana, Slovenia

**South Africa (3-0-0; GF 6, GA 0)**

June 3, 2000	4-0	W	Washington, D.C.
Nov. 17, 2007	1-0	W	Johannesburg, South Africa
Nov. 17, 2010	1-0	W	Cape Town, South Africa

**Soviet Union (0-3-1; GF 3, GA 10)**

Feb. 3, 1979	1-3	L	Seattle, Wash.
Feb. 11, 1979	1-4	L	San Francisco, Calif.
Feb. 24, 1990	1-3	L	Palo Alto, Calif.
Nov. 21, 1990	0-0	T	Port of Spain, Trinidad

**Spain (1-4-0; GF 3, GA 10)**

June 25, 1950	1-3	L **	Curitiba, Brazil
March 11, 1992	0-2	L	Valladolid, Spain
June 4, 2008	0-1	L	Santander, Spain
June 24, 2009	2-0	W #	Bloemfontein, South Africa
June 4, 2011	0-4	L	Foxborough, Mass.

**Sweden (4-3-1; GF 11, GA 10)**

Aug. 20, 1916	3-2	W	Stockholm, Sweden
Feb. 20, 1994	1-3	L	Miami, Fla.
Aug. 16, 1995	0-1	L	Norrkoping, Sweden
Jan. 24, 1998	1-0	W	Orlando, Fla.
Aug. 22, 2007	0-1	L	Goteborg, Sweden
Jan. 19, 2008	2-0	W	Carson, Calif.
Jan. 24, 2009	3-2	W	Carson, Calif.

**Switzerland (1-4-4; GF 7, GA 11)**

Sept. 6, 1978	0-2	L	Lucerne, Switzerland
Feb. 8, 1985	1-1	T	Tampa, Fla.
June 2, 1990	1-2	L	St. Gallen, Switzerland
Feb. 1, 1991	0-1	L	Miami, Fla.
Jan. 22, 1994	1-1	T	Fullerton, Calif.
June 18, 1994	1-1	T **	Pontiac, Michigan
Oct. 17, 2007	1-0	W	Basel, Switzerland
March 31, 2015	1-1	T	Zurich, Switzerland
May 30, 2021	1-2	L	St. Gallen, Switzerland

**Thailand (1-0-0; GF 1, GA 0)**

June 16, 1987	1-0	W	Chongju, Korea Republic
---------------	-----	---	-------------------------

**Trinidad & Tobago (20-3-4; GF 53, GA 12)**

March 21, 1982	2-1	W	Port of Spain, Trinidad
May 15, 1985	2-1	W *	St. Louis, Mo.
May 19, 1985	1-0	W *	Torrance, Calif.
May 13, 1989	1-1	T *	Torrance, Calif.
Nov. 19, 1989	1-0	W *	Port of Spain, Trinidad
Sept. 15, 1990	3-0	W	High Point, N.C.
Nov. 18, 1990	0-0	T	Port of Spain, Trinidad
June 29, 1991	2-1	W ^	Pasadena, Calif.
Nov. 19, 1994	0-1	L	Port of Spain, Trinidad
Jan. 13, 1996	3-2	W ^	Anaheim, Calif.
Nov. 10, 1996	2-0	W *	Richmond, Va.
Nov. 24, 1996	1-0	W *	Port of Spain, Trinidad
June 20, 2001	2-0	W *	Foxborough, Mass.
Nov. 11, 2001	0-0	T *	Port of Spain, Trinidad
Feb. 9, 2005	2-1	W *	Port of Spain, Trinidad
Aug. 17, 2005	1-0	W *	East Hartford, Conn.
June 9, 2007	2-0	W ^	Carson, Calif.
Sept. 10, 2008	3-0	W *	Bridgeview, Ill.
Oct. 15, 2008	1-2	L *	Port of Spain, Trinidad
April 1, 2009	3-0	W *	Nashville, Tenn.
Sept. 9, 2009	1-0	W *	Port of Spain, Trinidad
Nov. 17, 2015	0-0	T *	Port of Spain, Trinidad
Sept. 6, 2016	4-0	W *	Jacksonville, Fla.
June 8, 2017	2-0	W *	Commerce City, Colo.
Oct. 10, 2017	1-2	L *	Couva, Trinidad
June 22, 2019	6-0	W ^	Cleveland, Ohio
Jan. 31, 2021	7-0	W	Orlando, Fla.

**Tunisia (0-0-1; GF 1, GA 1)**

March 12, 2000	1-1	T	Birmingham, Ala.
----------------	-----	---	------------------

**Turkey (2-1-1; GF 6, GA 5)**

Sept. 4, 1991	1-1	T	Istanbul, Turkey
June 19, 2003	1-2	L #	St. Etienne, France
May 29, 2010	2-1	W	Philadelphia, Pa.
June 1, 2014	2-1	W	Harrison, N.J.

**Ukraine (0-3-1; GF 1, GA 5)**

June 27, 1992	0-0	T	Piscataway, N.J.
Oct. 16, 1993	1-2	L	High Point, N.C.
Oct. 23, 1993	0-1	L	Bethlehem, Pa.
March 5, 2014	0-2	L	Larnaca, Cyprus

**Uruguay (2-2-3; GF 7, GA 9)**

May 29, 1924	0-3	L ++	Paris, France
Feb. 7, 1986	1-1	T	Miami, Fla.
May 5, 1991	1-0	W	Denver, Colo.
June 16, 1993	0-1	L @	Ambato, Ecuador
March 25, 1995	2-2	T	Dallas, Texas
May 12, 2002	2-1	W	Washington, D.C.
Sept. 10, 2019	1-1	T	St. Louis, Mo.

**Venezuela (3-1-2; GF 9, GA 7)**

June 22, 1993	3-3	T @	Quito, Ecuador
March 29, 2003	2-0	W	Seattle, Wash.
May 26, 2006	2-0	W	Cleveland, Ohio
Jan. 21, 2012	1-0	W	Glendale, Ariz.
June 3, 2017	1-1	T	Sandy, Utah
June 9, 2019	0-3	L	Cincinnati, Ohio

**Wales (1-0-1; GF 2, GA 0)**

May 26, 2003	2-0	W	San Jose, Calif.
Nov. 12, 2020	0-0	T	Swansea, Wales

<b>KEY:</b>	*	FIFA World Cup qualifier
	**	FIFA World Cup
	^	Concacaf Gold Cup
	+	Concacaf Cup
	&	Concacaf Nations League
	@	CONMEBOL Copa America
	#	FIFA Confederations Cup
	%	NAFC Championship
	++	Olympics

& FIFA recognizes the 1956 and 1998 matches against Yugoslavia in Serbia's records.

\*FIFA recognizes 1984 matches against Netherlands Antilles in Curaçao's records.

# USMNT All-Time Venue and Stadium Listing by State

*Please note: Average state attendance totals do not factor closed door games*

<b>ALABAMA (2-0-1)</b>	<b>GF: 4</b>	<b>GA: 1</b>	<b>Total Attendance: 77,394</b> <b>Average Attendance: 25,798</b>
------------------------	--------------	--------------	----------------------------------------------------------------------

<b>BIRMINGHAM</b>			
<b>Legion Field: 2-0-1</b>	<b>GF: 4</b>	<b>GA: 1</b>	<b>Average Attendance: 25,798</b>
March 12, 2000 vs. Tunisia	1-1 T		21,637
March 10, 2002 vs. Ecuador	1-0 W		24,133
March 30, 2005 vs. Guatemala	2-0 W *		31,624

<b>ARIZONA (4-1-2)</b>	<b>GF: 12</b>	<b>GA: 6</b>	<b>Total Attendance: 210,575</b> <b>Average Attendance: 30,082</b>
------------------------	---------------	--------------	-----------------------------------------------------------------------

<b>GLENDALE</b>			
<b>State Farm Stadium: 3-1-1</b>	<b>GF: 8</b>	<b>GA: 3</b>	<b>Average Attendance: 36,394</b>
Feb. 7, 2007 vs. Mexico	2-0 W		62,424
Jan. 21, 2012 vs. Venezuela	1-0 W		22,403
April 2, 2014 vs. Mexico	2-2 T		59,066
June 25, 2016 vs. Colombia	0-1 L @		29,041
Jan. 27, 2019 vs. Panama	3-0 W		9,040

<b>TEMPE</b>			
<b>Sun Devil Stadium: 1-0-1</b>	<b>GF: 4</b>	<b>GA: 3</b>	<b>Average Attendance: 14,301</b>
Jan. 30, 1993 vs. Denmark	2-2 T		13,215
Jan. 15, 1994 vs. Norway	2-1 W		15,386

<b>CALIFORNIA (55-29-31)</b>	<b>GF: 222</b>	<b>GA: 124</b>	<b>Total Attendance: 2,631,444</b> <b>Average Attendance: 28,295</b>
<i>(matches before 1990 not included in attendance figures)</i>			

<b>ANAHEIM</b>			
<b>Anaheim Coliseum: 2-0-0</b>	<b>GF: 5</b>	<b>GA: 2</b>	<b>Average Attendance: 32,390</b>
Jan. 13, 1996 vs. T & T	3-2 W ^		12,425
Jan. 16, 1996 vs. El Salvador	2-0 W ^		52,355

<b>CARSON</b>			
<b>Dignity Health Sports Park: 13-2-3</b>	<b>GF: 37</b>	<b>GA: 11</b>	<b>Average Attendance: 15,382</b>
Jan. 18, 2004 vs. Denmark	1-1 T		10,461
Jan. 29, 2006 vs. Norway	5-0 W		16,366
Jan. 20, 2007 vs. Denmark	3-1 W		10,048
June 7, 2007 vs. Guatemala	1-0 W ^		21,334
June 9, 2007 vs. T. & T	2-0 W ^		27,000
Jan. 19, 2008 vs. Sweden	2-0 W		14,878
June 15, 2008 vs. Barbados	8-0 W *		11,476
Jan. 24, 2009 vs. Sweden	3-2 W		9,918
Jan. 23, 2010 vs. Honduras	1-3 L		18,626
Jan. 22, 2011 vs. Chile	1-1 T		18,580
Sept. 2, 2011 vs. Costa Rica	0-1 L		15,798
Feb. 1, 2014 vs. Korea Republic	2-0 W		27,000
Feb. 8, 2015 vs. Panama	2-0 W		20,271
Jan. 31, 2016 vs. Iceland	3-2 W		8,803
Feb. 5, 2016 vs. Canada	1-0 W		9,274
Jan. 28, 2018 vs. Bosnia and Herzegovina	0-0 T		11,161
Feb. 1, 2020 vs. Costa Rica	1-0 W		9,172
Dec. 18, 2021 vs. Bosnia and Herzegovina	1-0 W		11,044

<b>COSTA MESA</b>			
<b>Le Bard Stadium: 0-0-2</b>	<b>GF: 3</b>	<b>GA: 3</b>	<b>Average Attendance: 4,443</b>
March 3, 1993 vs. Canada	2-2 T		5,743
April 17, 1993 vs. Iceland	1-1 T		3,143

<b>FRESNO</b>			
<b>Bulldog Stadium: 0-0-1</b>	<b>GF: 0</b>	<b>GA: 3</b>	
June 5, 1988 vs. Chile	0-3 L		

**FULLERTON**

<b>Titan Stadium: 4-0-4</b>	<b>GF: 12</b>	<b>GA: 3</b>	<b>Average Attendance: 6,935</b>
May 23, 1993 vs. Bolivia	0-0 T		9,578
Nov. 7, 1993 vs. Jamaica	1-0 W		5,318
Jan. 22, 1994 vs. Switzerland	1-1 T		10,173
Mar. 12, 1994 vs. Korea Republic	1-1 T		10,319
May 7, 1994 vs. Estonia	4-0 W		2,158
May 15, 1994 vs. Armenia	1-0 W		9,753
Dec. 11, 1994 vs. Honduras	1-1 T		1,094
March 9, 2005 vs. Colombia	3-0 W		7,086

**LONG BEACH**

<b>Veteran's Memorial Stadium: 0-1-0</b>	<b>GF: 2</b>	<b>GA: 7</b>	
April 28, 1957 vs. Mexico	2-7 L *		

**LOS ANGELES**

<b>El Camino College: 1-0-0</b>	<b>GF: 2</b>	<b>GA: 0</b>	<b>Average Attendance: 2,705</b>
March 16, 1991 vs. Canada	2-0 W		2,705

**L.A. Memorial Coliseum: 10-6-5**

	<b>GF: 26</b>	<b>GA: 10</b>	<b>Average Attendance: 36,065</b>
March 7, 1965 vs. Mexico	2-2 T *		
Sept. 10, 1972 vs. Mexico	1-2 L *		
Oct. 3, 1976 vs. Mexico	0-0 T *		
Oct. 9, 1984 vs. El Salvador	3-1 W		
Oct. 11, 1984 vs. Colombia	1-0 W		
June 16, 1985 vs. England	0-5 L		
Aug. 13, 1989 vs. Korea Republic	1-2 L		
March 12, 1991 vs. Mexico	2-2 T		6,261
July 3, 1991 vs. Costa Rica	3-2 W ^		36,703
July 5, 1991 vs. Mexico	2-0 W ^		41,103
July 7, 1991 vs. Honduras	0-0 T ^ (4-3 pk)		39,873
July 31, 1992 vs. Colombia	0-1 L		28,651
Aug. 2, 1992 vs. Brazil	0-1 L		17,021
Dec. 5, 1993 vs. El Salvador	7-0 W		7,618
Jan. 18, 1996 vs. Brazil	0-1 L ^		22,038
Jan. 21, 1996 vs. Guatemala	3-0 W ^		88,125
Aug. 30, 1996 vs. El Salvador	3-1 W		18,661
Feb. 10, 1998 vs. Brazil	1-0 W ^		12,298
Feb. 15, 1998 vs. Mexico	0-1 L ^		91,255
March 11, 1999 vs. Guatemala	3-1 W		34,154
Oct. 25, 2000 vs. Mexico	2-0 W		61,072

**Monterey Park: 0-0-1**

Sept. 30, 1977 vs. El Salvador	<b>GF: 0</b>	<b>GA: 0</b>	
	0-0 T		

**Wrigley Field: 0-1-2**

May 28, 1959 vs. England	<b>GF: 4</b>	<b>GA: 11</b>	
Nov. 6, 1960 vs. Mexico	1-8 L		
	3-3 T *		

**MISSION VIEJO**

<b>Trabuco Hills HS: 1-0-1</b>	<b>GF: 8</b>	<b>GA: 1</b>	<b>Average Attendance: 4,566</b>
May 26, 1993 vs. Peru	0-0 T		5,500 (SO)
Nov. 14, 1993 vs. Cayman Islands	8-1 W		3,612

**OAKLAND**

<b>Network Associates Coliseum: 3-0-0</b>	<b>GF: 7</b>	<b>GA: 2</b>	<b>Average Attendance: 18,792</b>
Feb. 1, 1998 vs. Cuba	3-0 W ^		11,234
Feb. 7, 1998 vs. Costa Rica	2-1 W ^		36,240
Jan. 27, 2001 vs. China	2-1 W		8,903

**PALO ALTO**

<b>Stanford Stadium: 3-4-1</b>	<b>GF: 11</b>	<b>GA: 9</b>	<b>Average Attendance: 44,557</b>
Feb. 24, 1990 vs. Soviet Union	1-3 L		62,000
May 19, 1991 vs. Argentina	0-1 L		31,761
April 4, 1992 vs. China	5-0 W		31,815
Feb. 21, 1993 vs. Russia	0-0 T		25,879
Dec. 18, 1993 vs. Germany	0-3 L		52,397
July 4, 1994 vs. Brazil	0-1 L **		84,177
Dec. 14, 1996 vs. Costa Rica	2-1 W *		40,527
March 16, 1997 vs. Canada	3-0 W *		28,896

**PASADENA**

<b>Rose Bowl: 8-6-3</b>	<b>GF: 25</b>	<b>GA: 22</b>	<b>Average Attendance: 50,242</b>
June 29, 1991 vs. Trinidad & Tobago	2-1 W ^		18,435
July 1, 1991 vs. Guatemala	3-0 W ^		6,344
June 4, 1994 vs. Mexico	1-0 W		91,123
June 22, 1994 vs. Colombia	2-1 W **		93,689
June 26, 1994 vs. Romania	0-1 L **		93,869
June 16, 1996 vs. Mexico	2-2 T		92,216
Jan. 19, 1997 vs. Mexico	0-2 L		31,725
Jan. 22, 1997 vs. Denmark	1-4 L		17,342
Jan. 16, 2000 vs. Iran	1-1 T		50,181
March 3, 2001 vs. Brazil	1-2 L		45,387
Jan. 19, 2002 vs. Korea Republic	2-1 W ^		42,117
Jan. 21, 2002 vs. Cuba	1-0 W ^		31,244
Jan. 27, 2002 vs. El Salvador	4-0 W ^		31,628
Jan. 30, 2002 vs. Canada	0-0 T (4-2 pk) ^		7,241
Feb. 2, 2002 vs. Costa Rica	2-0 W ^		14,432
June 25, 2011 vs. Mexico	2-4 L ^		93,420
Oct. 10, 2015 vs. Mexico	2-3 L (ot)		93,723

**SAN DIEGO**

<b>Aztec Bowl: 0-1-0</b>	<b>GF: 1</b>	<b>GA: 3</b>	
June 3, 1988 vs. Chile	1-3 L		
<b>DeVore Stadium: 0-1-0</b>	<b>GF: 1</b>	<b>GA: 2</b>	<b>Average Attendance: 3,017</b>
April 24, 1994 vs. Iceland	1-2 L		3,017
<b>Jack Murphy (Qualcomm) Stadium: 1-3-2</b>	<b>GF: 9</b>	<b>GA: 6</b>	<b>Average Attendance: 29,193</b>
May 11, 1969 vs. Haiti	0-1 L *		
Jan. 17, 1997 vs. Peru	0-1 L		35,232
March 14, 1998 vs. Paraguay	2-2 T		15,253
March 13, 1999 vs. Mexico	1-2 L		50,324
July 5, 2013 vs. Guatemala	6-0 W		25,080
Jan. 29, 2017 vs. Serbia	0-0 T		20,079
<b>Torero Stadium: 0-0-1</b>	<b>GF: 0</b>	<b>GA: 0</b>	<b>Average Attendance: 6,077</b>
Jan. 22, 2006 vs. Canada	0-0 T		6,077

**SAN FRANCISCO**

<b>Candlestick Park: 2-2-0</b>	<b>GF: 5</b>	<b>GA: 9</b>	<b>Average Attendance: 24,688</b>
Aug. 10, 1973 vs. Poland	0-4 L		
Oct. 16, 1977 vs. China	2-1 W		
Feb. 11, 1979 vs. Soviet Union	1-4 L		
May 27, 2014 vs. Azerbaijan	2-0 W		24,688
<b>SBC Park: 1-0-0</b>	<b>GF: 3</b>	<b>GA: 2</b>	<b>Average Attendance: 37,365</b>
Feb. 10, 2006 vs. Japan	3-2 W		37,365

**SAN JOSE**

<b>Avaya Stadium: 2-0-0</b>	<b>GF: 8</b>	<b>GA: 0</b>	<b>Average Attendance: 15,692</b>
March 24, 2017 vs. Honduras	6-0 W *		17,729
Feb. 2, 2019 vs. Costa Rica	2-0 W		13,656
<b>Spartan Stadium: 2-0-2</b>	<b>GF: 6</b>	<b>GA: 1</b>	<b>Average Attendance: 17,009</b>
May 16, 1998 vs. FYR Macedonia	0-0 T		23,861
Nov. 6, 1998 vs. Australia	0-0 T		15,074
May 26, 2003 vs. Wales	2-0 W		12,282
June 2, 2007 vs. China PR	4-1 W		20,821

**SANTA BARBARA**

<b>Harder Stadium-UCSB: 0-0-1</b>	<b>GF: 1</b>	<b>GA: 1</b>	<b>Average Attendance: 9,127</b>
Feb. 6, 1993 vs. Romania	1-1 T		9,127

**SANTA CLARA**

<b>Levi's Stadium: 1-1-0</b>	<b>GF: 2</b>	<b>GA: 3</b>	<b>Average Attendance: 65,235</b>
June 3, 2016 vs. Colombia	0-2 L		67,439
July 26, 2017 vs. Jamaica	2-1 W ^		63,032

**STOCKTON**

**Stagg Memorial Stadium: 0-0-1**      **GF: 1**      **GA: 1**  
 June 1, 1988 vs. Chile      1-1 T

**TORRANCE**

**Murdock Stadium: 1-1-1**      **GF: 2**      **GA: 2**  
 May 19, 1985 vs. Trinidad & Tobago      1-0 W \*  
 May 31, 1985 vs. Costa Rica      0-1 L \*  
 May 13, 1989 vs. Trinidad & Tobago      1-1 T \*

**COLORADO (7-1-0)****GF: 11****GA: 3**

**Total Attendance: 209,181**  
**Average Attendance: 26,147**

**COMMERCE CITY**

**Dick's Sporting Goods Park: 3-0-0**      **GF: 5**      **GA: 0**      **Average Attendance: 15,955**  
 Nov. 19, 2008 vs. Guatemala      2-0 W \*      9,303  
 March 22, 2013 vs. Costa Rica      1-0 W \*      19,374  
 June 8, 2017 vs. Trinidad & Tobago      2-0 W \*      19,188

**DENVER**

**Empower Field at Mile High: 3-0-0**      **GF: 5**      **GA: 2**      **Average Attendance: 40,192**  
 April 3, 2002 vs. Mexico      1-0 W      48,476  
 June 3, 2021 vs. Honduras      1-0 W &      34,451  
 June 6, 2021 vs. Mexico      3-2 W & (AET)      37,648

**Mile High Stadium: 1-1-0****GF: 1****GA: 1****Average Attendance: 29,965**

May 5, 1991 vs. Uruguay      1-0 W      35,772  
 May 17, 1992 vs. Scotland      0-1 L      24,157

**CONNECTICUT (8-3-3)****GF: 16****GA: 14**

**Total Attendance: 276,174**  
**Average Attendance: 27,617**

*(matches before 1990 not included in attendance figures)***EAST HARTFORD**

**Pratt & Whitney Stadium: 4-1-2**      **GF: 9**      **GA: 7**      **Average Attendance: 28,821**  
 Aug. 17, 2005 vs. Trinidad & Tobago      1-0 W \*      25,488  
 May 28, 2006 vs. Latvia      1-0 W      24,636  
 May 25, 2010 vs. Czech Republic      2-4 L      36,218  
 July 16, 2013 vs. Costa Rica      1-0 W ^      25,432  
 Oct. 10, 2014 vs. Ecuador      1-1 T      36,265  
 July 1, 2017 vs. Ghana      2-1 W      28,754  
 Oct. 16, 2018 vs. Peru      1-1 T      24,959

**HARTFORD**

**Dillon Stadium: 1-0-0**      **GF: 1**      **GA: 0**  
 Sept. 9, 1973 vs. Bermuda      1-0 W

**NEW BRITAIN**

**Veteran's Memorial Stadium**      **GF: 3**      **GA: 3**  
 Aug. 12, 1973 vs. Poland      1-0 W  
 July 13, 1988 vs. Poland      0-2 L  
 June 17, 1989 vs. Guatemala      2-1 W \*

**Willow Brook Park: 1-0-0****GF: 2****GA: 1**

**Average Attendance: 8,526**  
 8,526

May 26, 1996 vs. Scotland      2-1 W

**NEW HAVEN**

**Yale Bowl: 0-1-1**      **GF: 1**      **GA: 3**      **Average Attendance: 32,948**  
 June 6, 1993 vs. Brazil      0-2 L      44,579  
 May 28, 1994 vs. Greece      1-1 T      21,317

**DISTRICT OF COLUMBIA (16-4-6)****GF: 61****GA: 24**

**Total Attendance: 780,812**  
**Average Attendance: 32,533**

*(matches before 1990 not included in attendance figures)***WASHINGTON, D.C.**

**Audi Field: 1-1-0**      **GF: 7**      **GA: 1**      **Average Attendance: 15,751**  
 June 5, 2019 vs. Jamaica      0-1 L      17,719  
 Oct. 11, 2019 vs. Cuba      7-0 W &      13,784

<b>RFK Stadium: 15-3-6</b>	<b>GF: 54</b>	<b>GA: 23</b>	<b>Average Attendance: 32,578</b>
Oct. 6, 1977 vs. China	1-1 T		
Oct. 19, 1991 vs. Korea DPR	1-2 L		16,351
May 30, 1992 vs. Ireland	3-1 W		35,696
Oct. 13, 1993 vs. Mexico	1-1 T		23,927
June 18, 1995 vs. Mexico	4-0 W		38,615
Oct. 8, 1995 vs. Saudi Arabia	4-3 W		10,216
June 12, 1996 vs. Bolivia	0-2 L		19,350
Nov. 3, 1996 vs. Guatemala	2-0 W *		30,082
Oct. 3, 1997 vs. Jamaica	1-1 T *		51,528
May 30, 1998 vs. Scotland	0-0 T		46,037
June 13, 1999 vs. Argentina	1-0 W		40,199
June 3, 2000 vs. South Africa	4-0 W		16,570
Sept. 3, 2000 vs. Guatemala	1-0 W *		51,996
Sept. 1, 2001 vs. Honduras	2-3 L *		54,282
May 12, 2002 vs. Uruguay	2-1 W		30,413
Nov. 17, 2002 vs. El Salvador	2-0 W		13,590
Oct. 13, 2004 vs. Panama	6-0 W *		19,793
Oct. 11, 2008 vs. Cuba	6-1 W *		20,293
July 8, 2009 vs. Honduras	2-0 W ^		26,079
Oct. 14, 2009 vs. Costa Rica	2-2 T *		26,243
June 19, 2011 vs. Jamaica	2-0 W ^		45,423
June 2, 2013 vs. Germany	4-3 W		47,359
Sept. 4, 2015 vs. Peru	2-1 W		28,896
Oct. 11, 2016 vs. New Zealand	1-1 T		9,012

<b>FLORIDA (24-17-10)</b>	<b>GF: 86</b>	<b>GA: 54</b>	<b>Total Attendance: 879,787</b>
<i>(matches before 1990 not included in attendance figures)</i>			<b>Average Attendance: 20,460</b>

<b>BOCA RATON</b>			
<b>FAU Stadium: 0-0-1</b>	<b>GF: 1</b>	<b>GA: 1</b>	<b>Average Attendance: 14,805</b>
Oct. 14, 2014 vs. Honduras	1-1 T		14,805

<b>COCOA BEACH</b>			
<b>Cocoa Expo: 1-0-0</b>	<b>GF: 2</b>	<b>GA: 1</b>	
Nov. 14, 1989 vs. Bermuda	2-1 W		

<b>FORT LAUDERDALE</b>			
<b>Lockhart Stadium: 3-0-1</b>	<b>GF: 8</b>	<b>GA: 2</b>	<b>Average Attendance: 10,724</b>
Oct. 25, 1980 vs. Canada	0-0 T *		
Nov 23, 1980 vs. Mexico	2-1 W *		
Feb. 21, 1999 vs. Chile	2-1 W		14,898
Jan. 19, 2003 vs. Canada	4-0 W		6,549

<b>Inter Miami CF Stadium: 1-0-0</b>	<b>GF: 6</b>	<b>GA: 0</b>	<b>Average Attendance: 2,500</b>
Dec. 9, 2020 vs. El Salvador	6-0 W		2,500 (limited capacity)

<b>JACKSONVILLE</b>			
<b>Everbank Field: 5-0-0</b>	<b>GF: 16</b>	<b>GA: 3</b>	<b>Average Attendance: 28,315</b>
June 17, 1997 vs. Israel	2-1 W		8,436
Feb. 6, 1999 vs. Germany	3-0 W		17,259
May 26, 2012 vs. Scotland	5-1 W		44,438
June 7, 2014 vs. Nigeria	2-1 W		52,033
Sept. 6, 2016 vs. Trinidad & Tobago	4-0 W *		19,410

<b>Wolfson Park: 0-0-1</b>	<b>GF: 1</b>	<b>GA: 1</b>	<b>Average Attendance: 6,103</b>
April 16, 1994 vs. Moldova	1-1 T		6,103

**MIAMI****Orange Bowl: 3-8-5**

Feb. 5, 1986 vs. Canada	GF: 14	GA: 19	Average Attendance: 23,103
Feb. 7, 1986 vs. Uruguay	0-0 T		
May 14, 1988 vs. Colombia	1-1 T		
June 24, 1989 vs. Colombia	0-2 L		
Feb. 2, 1990 vs. Costa Rica	0-1 L		
Feb. 4, 1990 vs. Colombia	0-2 L		25,392
Feb. 1, 1991 vs. Switzerland	1-1 T (8-9 pk)		15,000
May 8, 1993 vs. Colombia	0-1 L		10,323
Feb. 12, 2000 vs. Haiti	1-2 L		17,652
Feb. 16, 2000 vs. Peru	3-0 W ^		49,513
Feb. 19, 2000 vs. Colombia	1-0 W ^		36,004
Feb. 3, 2001 vs. Colombia	2-2 T ^ (1-2 pk)		32,972
Feb. 8, 2003 vs. Argentina	0-1 L		14,169
July 23, 2003 vs. Brazil	0-1 L		27,196
July 26, 2003 vs. Costa Rica	1-2 L ^ (ot)		35,211
March 13, 2004 vs. Haiti	3-2 W ^		5,093
	1-1 T		8,714

**Pro-Player Stadium: 0-4-1**

April 22, 1990 vs. Colombia	GF: 2	GA: 8	Average Attendance: 18,966
Jan. 25, 1992 vs. C.I.S.	0-1 L		8,214
Feb. 18, 1994 vs. Bolivia	0-1 L		30,386
Feb. 20, 1994 vs. Sweden	1-1 T		15,676
Feb. 21, 1998 vs. Holland	1-3 L		20,171
	0-2 L		20,379

**Sun Life Stadium: 1-0-0**

Oct. 8, 2011 vs. Honduras	GF: 1	GA: 0	Average Attendance: 21,170
	1-0 W		21,170

**ORLANDO****Citrus Bowl: 1-2-0**

June 13, 1993 vs. Australia	GF: 1	GA: 2	Average Attendance: 14,578
Feb. 13, 1993 vs. Russia	0-1 L		17,309
Jan. 24, 1998 vs. Sweden	0-1 L		13,651
	1-0 W		12,773

**Exploria Stadium: 4-0-0**

Oct. 6, 2017 vs. Panama	GF: 16	GA: 1	Average Attendance: 14,833
March 21, 2019 vs. Ecuador	4-0 W		25,303
Nov. 15, 2019 vs. Canada	1-0 W		17,422
Jan. 31, 2021 vs. Trinidad and Tobago	4-1 W &		13,103
	7-0 W		3,503 (limited capacity)

**TAMPA BAY****Raymond James Stadium: 4-2-0**

March 25, 2007 vs. Ecuador	GF: 14	GA: 11	Average Attendance: 27,830
Feb. 24, 2010 vs. El Salvador	3-1 W		31,547
June 11, 2011 vs. Panama	2-1 W		21,737
June 8, 2012 vs. Antigua & Barbuda	1-2 L ^		27,731
July 12, 2017 vs. Martinique	3-1 W *		23,971
Oct. 11, 2018 vs. Colombia	3-2 W ^		23,368
	2-4 L		38,631

**Tampa Stadium: 1-1-1**

Feb. 8, 1985 vs. Switzerland	GF: 4	GA: 4	Average Attendance: 15,031
March 10, 1990 vs. Finland	1-1 T		
May 28, 1995 vs. Costa Rica	2-1 W		22,647
	1-2 L		7,415

**GEORGIA (2-1-0)**

(matches before 1990 not included in attendance figures)

**Total Attendance: 70,511**  
**Average Attendance: 70,511**

**ATLANTA****Atlanta-Fulton County Stadium: 2-0-0**

Oct. 27, 1968 vs. Canada	GF: 2	GA: 0	
Oct. 10, 1977 vs. China	1-0 W *		
	1-0 W		

**Georgia Dome: 0-1-0**

July 22, 2015 vs. Jamaica	GF: 1	GA: 2	Average Attendance: 70,511
	1-2 L ^		70,511

<b>ILLINOIS (8-5-3)</b> <i>(matches before 1990 not included in attendance figures)</i>	<b>GF: 27</b>	<b>GA: 19</b>	<b>Total Attendance: 646,317</b> <b>Average Attendance: 43,087</b>
--------------------------------------------------------------------------------------------	---------------	---------------	-----------------------------------------------------------------------

<b>BRIDGEVIEW</b> <b>SeatGeek Stadium: 1-0-0</b> Sept. 10, 2008 vs. Trinidad & Tobago	<b>GF: 3</b> 3-0 W *	<b>GA: 0</b>	<b>Average Attendance: 11,452</b> 11,452
---------------------------------------------------------------------------------------------	-------------------------	--------------	---------------------------------------------

<b>CHICAGO</b> <b>Soldier Field: 8-5-3</b>	<b>GF: 24</b>	<b>GA: 19</b>	<b>Average Attendance: 45,347</b>
Aug. 3, 1973 vs. Poland	0-1 L		
June 3, 1992 vs. Portugal	1-0 W		10,402
June 6, 1992 vs. Italy	1-1 T		26,874
June 13, 1993 vs. Germany	3-4 L		53,549
July 11, 2004 vs. Poland	1-1 T		39,529
May 28, 2005 vs. England	1-2 L		47,637
June 21, 2007 vs. Canada	2-1 W ^		50,760
June 24, 2007 vs. Mexico	2-1 W ^		60,000
Sept. 9, 2007 vs. Brazil	2-4 L		43,543
June 6, 2009 vs. Honduras	2-1 W *		55,647
July 23, 2009 vs. Honduras	2-0 W ^		55,173
Oct. 9, 2010 vs. Poland	2-2 T		31,696
July 28, 2013 vs. Panama	1-0 W ^		57,920
June 7, 2016 vs. Costa Rica	4-0 W @		39,642
July 7, 2019 vs. Mexico	0-1 L *		62,493

<b>KANSAS (5-0-1)</b>	<b>GF: 12</b>	<b>GA: 2</b>	<b>Total Attendance: 99,921</b> <b>Average Attendance: 16,653</b>
-----------------------	---------------	--------------	----------------------------------------------------------------------

<b>KANSAS CITY</b> <b>Children's Mercy Park: 5-0-1</b>	<b>GF: 12</b>	<b>GA: 2</b>	<b>Average Attendance: 16,653</b>
June 14, 2011 vs. Guadeloupe	1-0 W ^		20,109
Oct. 16, 2012 vs. Guatemala	3-1 W *		16,947
Oct. 11, 2013 vs. Jamaica	2-0 W *		18,467
July 13, 2015 vs. Panama	1-1 T ^		18,467
May 28, 2016 vs. Bolivia	4-0 W		8,894
June 26, 2019 vs. Panama	1-0 W		17,037

<b>MARYLAND (2-2-1)</b> <i>(matches before 1990 not included in attendance figures)</i>	<b>GF: 14</b>	<b>GA: 8</b>	<b>Total Attendance: 189,782</b> <b>Average Attendance: 37,956</b>
--------------------------------------------------------------------------------------------	---------------	--------------	-----------------------------------------------------------------------

<b>BALTIMORE</b> <b>M&amp;T Bank Stadium: 2-0-0</b>	<b>GF: 11</b>	<b>GA: 1</b>	<b>Average Attendance: 54,267</b>
July 21, 2013 vs. El Salvador	5-1 W ^		70,540
July 18, 2015 vs. Cuba	6-0 W ^		37,994

<b>Memorial Stadium: 0-1-1</b>	<b>GF: 2</b>	<b>GA: 3</b>	<b>Average Attendance: 13,629</b>
Aug. 29, 1972 vs. Canada	2-2 T *		
Aug. 7, 1997 vs. Ecuador	0-1 L		13,629

<b>LANDOVER</b> <b>FedExField: 0-1-0</b>	<b>GF: 1</b>	<b>GA: 4</b>	<b>Average Attendance: 67,619</b>
May 30, 2012 vs. Brazil	1-4 L		67,619



<b>MASSACHUSETTS (17-3-5)</b>		<b>GF: 56</b>	<b>GA: 24</b>	<b>Total Attendance: 744,738</b> <b>Average Attendance: 29,789</b>
<b>FOXBOROUGH</b>				
<b>Foxboro Stadium: 7-0-3</b>		<b>GF: 26</b>	<b>GA: 10</b>	<b>Average Attendance: 35,378</b>
June 1, 1991 vs. Ireland		1-1 T		51,273
June 9, 1993 vs. England		2-0 W		37,652
June 11, 1995 vs. Nigeria		3-2 W		22,578
June 9, 1996 vs. Ireland		2-1 W		25,332
April 20, 1997 vs. Mexico		2-2 T *		57,407
Nov. 16, 1997 vs. El Salvador		4-2 W *		53,193
June 6, 2000 vs. Ireland		1-1 T		16,319
Aug. 16, 2000 vs. Barbados		7-0 W *		18,334
June 20, 2001 vs. Trinidad & Tobago		2-0 W *		31,211
Oct. 7, 2001 vs. Jamaica		2-1 W *		40,483
<b>Gillette Stadium: 10-3-2</b>		<b>GF: 30</b>	<b>GA: 14</b>	<b>Average Attendance: 26,091</b>
May 19, 2002 vs. Holland		0-2 L		36,778
July 12, 2003 vs. El Salvador		2-0 W ^		33,652
July 14, 2003 vs. Martinique		2-0 W ^		8,780
July 19, 2003 vs. Cuba		5-0 W ^		15,627
June 2, 2004 vs. Honduras		4-0 W		11,533
Sept. 4, 2004 vs. El Salvador		2-0 W *		25,266
July 12, 2005 vs. Costa Rica		0-0 T ^		15,211
July 16, 2005 vs. Jamaica		3-1 W ^		22,108
Oct. 12, 2005 vs. Panama		2-0 W *		9,192
June 12, 2007 vs. El Salvador		4-0 W ^		26,523
June 16, 2007 vs. Panama		2-1 W ^		22,412
July 11, 2009 vs. Haiti		2-2 T ^		24,137
June 4, 2011 vs. Spain		0-4 L		64,121
July 10, 2015 vs. Haiti		1-0 W ^		46,720
Sept. 8, 2015 vs. Brazil		1-4 L		29,308
<b>MICHIGAN (2-0-1)</b>		<b>GF: 5</b>	<b>GA: 2</b>	<b>Total Attendance: 136,882</b> <b>Average Attendance: 45,627</b>
<b>DETROIT</b>				
<b>Ford Field: 1-0-0</b>		<b>GF: 2</b>	<b>GA: 0</b>	<b>Average Attendance: 28, 209</b>
June 7, 2011 vs. Canada		2-0 W ^		28,209
<b>PONTIAC</b>				
<b>Pontiac Silverdome: 1-0-1</b>		<b>GF: 3</b>	<b>GA: 2</b>	<b>Average Attendance: 54,337</b>
Feb. 2, 1992 vs. C.I.S.		2-1 W		35,248
June 18, 1994 vs. Switzerland		1-1 T **		73,425
<b>MISSOURI (8-1-3)</b>		<b>GF: 32</b>	<b>GA: 9</b>	<b>Total Attendance: 111,680</b> <b>Average Attendance: 22,336</b>
<i>(matches before 1990 not included in attendance figures)</i>				
<b>KANSAS CITY</b>				
<b>Arrowhead Stadium: 1-0-0</b>		<b>GF: 1</b>	<b>GA: 0</b>	<b>Average Attendance: 37,319</b>
April 25, 2001 vs. Costa Rica		1-0 W *		37,319
<b>Municipal Stadium: 1-0-0</b>		<b>GF: 6</b>	<b>GA: 2</b>	
Nov. 2, 1968 vs. Bermuda		6-2 W *		
<b>ST. LOUIS</b>				
<b>World Wide Technology Soccer Park: 3-0-1</b>		<b>GF: 10</b>	<b>GA: 2</b>	<b>Average Attendance: 3,287</b>
Aug. 13, 1988 vs. Jamaica		5-1 W *		
April 30, 1989 vs. Costa Rica		1-0 W *		
Nov. 5, 1989 vs. El Salvador		0-0 T *		
April 8, 1990 vs. Iceland		4-1 W		3,287

<b>Busch Stadium: 1-0-1</b>	<b>GF: 7</b>	<b>GA: 2</b>	<b>Average Attendance: 32,029</b>
Nov. 13, 2015			
vs. St. Vincent & The Grenadines	6-1 W*		43,433
Sept. 10, 2019 vs. Uruguay	1-1 T		20,625
June 4, 1997 vs. Paraguay	0-0 T		7,016

<b>Public School Ground</b>	<b>GF: 2</b>	<b>GA: 3</b>	
July 6, 1957 vs. Canada	2-3 L *		

<b>NEW JERSEY (6-8-7)</b>	<b>GF: 17</b>	<b>GA: 25</b>	<b>Total Attendance: 661,394</b>
<i>(matches before 1990 not included in attendance figures)</i>			<b>Average Attendance: 66,139</b>

<b>EAST RUTHERFORD</b>			
<b>Giants Stadium: 4-2-3</b>	<b>GF: 13</b>	<b>GA: 12</b>	<b>Average Attendance: 51,041</b>
May 2, 1979 vs. France	0-6 L		
May 30, 1984 vs. Italy	0-0 T		
June 5, 1989 vs. Peru	3-0 W		
June 11, 2000 vs. Mexico	3-0 W		45,008
May 16, 2002 vs. Jamaica	5-0 W		30,659
July 21, 2005 vs. Honduras	2-1 W ^		41,721
July 24, 2005 vs. Panama	0-0 T ^ (3-1 pk)		31,018
June 8, 2008 vs. Argentina	0-0 T		78,682
July 26, 2009 vs. Mexico	0-5 L ^		79,156

<b>MetLife Stadium: 0-3-1</b>	<b>GF: 1</b>	<b>GA: 8</b>	<b>Average Attendance: 59,152</b>
Aug. 10, 2010 vs. Brazil	0-2 L		77,223
March 26, 2011 vs. Argentina	1-1 T		78,936
Sept. 7, 2018 vs. Brazil	0-2 L		32,489
Sept. 6, 2019 vs. Mexico	0-3 L		47,960

<b>HARRISON</b>			
<b>Red Bull Arena: 1-3-0</b>	<b>GF: 2</b>	<b>GA: 5</b>	<b>Average Attendance: 20,795</b>
Oct. 11, 2011 vs. Ecuador	0-1 L		23,735
June 1, 2014 vs. Turkey	2-1 W		26,762
Oct. 13, 2015 vs. Costa Rica	0-1 L		9,214
Sept. 1, 2017 vs. Costa Rica	0-2 L *		26,500

<b>PISCATAWAY</b>			
<b>Rutgers Stadium: 1-0-3</b>	<b>GF: 1</b>	<b>GA: 0</b>	<b>Average Attendance: 15,530</b>
May 5, 1990 vs. Malta	1-0 W		8,604
June 27, 1992 vs. Ukraine	0-0 T		11,815
May 25, 1994 vs. Saudi Arabia	0-0 T		5,576
June 25, 1995 vs. Colombia	0-0 T		36,126

<b>NEW MEXICO (1-2-0)</b>	<b>GF: 1</b>	<b>GA: 3</b>	<b>Total Attendance: 24,832</b>
<i>(matches before 1990 not included in attendance figures)</i>			<b>Average Attendance: 12,416</b>

<b>ALBUQUERQUE</b>			
<b>University Stadium: 1-1-0</b>	<b>GF: 1</b>	<b>GA: 3</b>	<b>Average Attendance: 12,416</b>
June 7, 1988 vs. Ecuador	0-1 L		
April 30, 1994 vs. Chile	0-2 L		15,610
March 19, 2005 vs. Honduras	1-0 W		9,222

<b>NEW YORK (2-3-2)</b>	<b>GF: 18</b>	<b>GA: 25</b>	
<i>(matches before 1990 not included in attendance figures)</i>			

<b>BROOKLYN</b>			
<b>Ebbets Field: 2-0-0</b>	<b>GF: 12</b>	<b>GA: 2</b>	
Nov. 6, 1925 vs. Canada	6-1 W		
Nov. 8, 1925 vs. Canada	6-1 W		

<b>LONG ISLAND</b>			
<b>Hofstra Stadium: 0-0-1</b>	<b>GF: 0</b>	<b>GA: 0</b>	
Nov. 30, 1984 vs. Ecuador	0-0 T		

**NEW YORK**

**Downing Stadium: 0-1-0**      **GF: 0**      **GA: 10**  
 May 27, 1964 vs. England      0-10 L

**Yankee Stadium: 0-1-1**      **GF: 6**      **GA: 9**  
 June 8, 1953 vs. England      3-6 L  
 Sept. 15, 1968 vs. Israel      3-3 T

**RANDALL'S ISLAND**

**Randall's Island Stadium: 0-1-0**      **GF: 0**      **GA: 4**  
 June 19, 1949 vs. Scotland      0-4 L

**NORTH CAROLINA (4-1-2)****GF: 11**      **GA: 3****Total Attendance: 49,592**  
**Average Attendance: 7,084****CARY**

**WakeMed Soccer Park: 1-0-1**      **GF: 2**      **GA: 1**      **Average Attendance: 8,959**  
 April 11, 2006 vs. Jamaica      1-1 T      8,093  
 March 27, 2018 vs. Paraguay      1-0 W      9,825

**DAVIDSON**

**Richardson Field: 1-0-0**      **GF: 3**      **GA: 0**      **Average Attendance: 4,790**  
 April 20, 1994 vs. Moldova      3-0 W      4,790

**GREENSBORO**

**UNC-G Soccer Stadium: 0-0-1**      **GF: 0**      **GA: 0**      **Average Attendance: 2,097**  
 Oct. 9, 1992 vs. Canada      0-0 T      2,097

**HIGH POINT**

**A.J. Simeon Stadium: 2-1-0**      **GF: 5**      **GA: 2**      **Average Attendance: 8,262**  
 Sept. 15, 1990 vs. Trinidad & Tobago      3-0 W      11,361  
 Sept. 14, 1991 vs. Jamaica      1-0 W      9,128  
 Oct. 16, 1993 vs. Ukraine      1-2 L      4,298

**OHIO (13-3-3)****GF: 37**      **GA: 11****Total Attendance: 415,593**  
**Average Attendance: 21,873****CLEVELAND**

**FirstEnergy Stadium: 3-1-0**      **GF: 13**      **GA: 4**      **Average Attendance: 27,330**  
 May 26, 2006 vs. Venezuela      2-0 W      29,745  
 May 29, 2013 vs. Belgium      2-4 L      27,720  
 July 15, 2017 vs. Nicaragua      3-0 W ^      27,934  
 June 22, 2019 vs. Trinidad & Tobago      6-0 W ^      23,921

**CINCINNATI**

**Nippert Stadium: 0-1-0**      **GF: 0**      **GA: 3**      **Average Attendance: 23,955**  
 June 9, 2019 vs. Venezuela      0-3 L      23,955

**TQL Stadium: 1-0-0**

**GF: 2**      **GA: 0**      **Average Attendance: 26,000**  
 Nov. 12, 2021 vs. Mexico      2-0 W \*      26,000 (so)

**COLUMBUS**

**Lower.com Field: 1-0-0**      **GF: 2**      **GA: 1**      **Average Attendance: 20,164**  
 Oct. 13, 2021 vs. Costa Rica      2-1 W \*      20,164 (so)

**MAPFRE Stadium: 8-1-3**

**GF: 20**      **GA: 3**      **Average Attendance: 19,679**  
 Oct. 11, 2000 vs. Costa Rica      0-0 T \*      24,430  
 Feb. 28, 2001 vs. Mexico      2-0 W \*      24,624  
 June 7, 2001 vs. Ecuador      0-0 T      12,572  
 July 6, 2003 vs. Paraguay      2-0 W      14,103  
 June 13, 2004 vs. Grenada      3-0 W \*      9,137  
 Nov. 17, 2004 vs. Jamaica      1-1 T \*      9,088  
 Sept. 3, 2005 vs. Mexico      2-0 W \*      24,685  
 Feb. 11, 2009 vs. Mexico      2-0 W \*      23,776  
 Sept. 11, 2012 vs. Jamaica      1-0 W \*      23,881  
 Sept. 10, 2013 vs. Mexico      2-0 W \*      24,584  
 March 29, 2016 vs. Guatemala      4-0 W \*      20,624  
 Nov. 11, 2016 vs. Mexico      1-2 L \*      24,650

<b>OREGON (3-1-0)</b> <i>(matches before 1990 not included in attendance figures)</i>	<b>GF: 9</b>	<b>GA: 3</b>	<b>Total Attendance: 71,436</b> <b>Average Attendance: 23,812</b>
------------------------------------------------------------------------------------------	--------------	--------------	----------------------------------------------------------------------

<b>PORTLAND</b>			
<b>Civic Stadium: 0-1-0</b>	<b>GF: 0</b>	<b>GA: 2</b>	
April 4, 1985 vs. Canada	0-2 L		
<b>Providence Park: 3-0-0</b>			
Sept. 7, 1997 vs. Costa Rica	1-0 W *	<b>GA: 1</b>	<b>Average Attendance: 23,812</b>
May 24, 1998 vs. Kuwait	2-0 W		27,369
July 9, 2013 vs. Belize	6-1 W ^		25,343
			18,724

<b>PENNSYLVANIA (7-2-3)</b> <i>(matches before 1990 not included in attendance figures)</i>	<b>GF: 16</b>	<b>GA: 10</b>	<b>Total Attendance: 279,642</b> <b>Average Attendance: 25,422</b>
------------------------------------------------------------------------------------------------	---------------	---------------	-----------------------------------------------------------------------

<b>BETHLEHEM</b>			
<b>Goodman Stadium: 0-1-0</b>	<b>GF: 0</b>	<b>GA: 1</b>	<b>Average Attendance: 7,896</b>
Oct. 23, 1993 vs. Ukraine	0-1 L		7,896

<b>CHESTER</b>			
<b>PPL Park: 1-0-2</b>	<b>GF: 4</b>	<b>GA: 1</b>	<b>Average Attendance: 11,083</b>
Oct. 12, 2010 vs. Colombia	0-0 T		8,823
July 25, 2015 vs. Panama	1-1 T (2-3 pk) ^		12,598
May 28, 2018 vs. Bolivia	3-0 W		11,828

<b>HERSHEY</b>			
<b>Hershey Stadium: 1-0-0</b>	<b>GF: 3</b>	<b>GA: 1</b>	<b>Average Attendance: 12,063</b>
May 9, 1990 vs. Poland	3-1 W		12,063

<b>PHILADELPHIA</b>			
<b>Lincoln Financial Field: 5-0-1</b>	<b>GF: 10</b>	<b>GA: 4</b>	<b>Average Attendance: 37,738</b>
July 18, 2009 vs. Panama	2-1 W (OT) ^		32,000
May 29, 2010 vs. Turkey	2-1 W		55,407
Aug. 10, 2011 vs. Mexico	1-1 T		30,138
June 11, 2016 vs. Paraguay	1-0 W @		51,041
July 19, 2017 vs. El Salvador	2-0 W ^		31,615
June 30, 2019 vs. Curaçao	1-0 W ^		26,233

<b>Temple Stadium: 0-1-0</b>	<b>GF: 0</b>	<b>GA: 4</b>	
Sept. 25, 1968 vs. Israel	0-4 L		

<b>TENNESSEE (5-2-2)</b>	<b>GF: 14</b>	<b>GA: 5</b>	<b>Total Attendance: 304,214</b> <b>Average Attendance: 33,802</b>
--------------------------	---------------	--------------	-----------------------------------------------------------------------

<b>CHATTANOOGA</b>			
<b>Finley Stadium: 1-0-0</b>	<b>GF: 1</b>	<b>GA: 0</b>	<b>Average Attendance: 17,903</b>
Feb. 3, 2017 vs. Jamaica	1-0 W		17,903

<b>NASHVILLE</b>			
<b>Nissan Stadium: 4-2-2</b>	<b>GF: 13</b>	<b>GA: 5</b>	<b>Average Attendance: 35,914</b>
May 23, 2006 vs. Morocco	0-1 L		26,141
April 1, 2009 vs. Trinidad & Tobago	3-0 W *		27,959
March 29, 2011 vs. Paraguay	0-1 L		29,059
July 3, 2015 vs. Guatemala	4-0 W		44,835
July 8, 2017 vs. Panama	1-1 T ^		47,622
Sept. 11, 2018 vs. Mexico	1-0 W		40,194
July 3, 2019 vs. Jamaica	3-1 W ^		28,473
Sept. 5, 2021 vs. Canada	1-1 T *		43,028

<b>TEXAS (16-3-9)</b> <i>(matches before 1990 not included in attendance figures)</i>	<b>GF: 38</b>	<b>GA: 18</b>	<b>Total Attendance: 760,914</b> <b>Average Attendance: 33,802</b>
------------------------------------------------------------------------------------------	---------------	---------------	-----------------------------------------------------------------------

<b>ARLINGTON</b>			
<b>AT&amp;T Stadium: 3-0-0</b>	<b>GF: 6</b>	<b>GA: 1</b>	<b>Average Attendance: 56,081</b>
July 24, 2013 vs. Honduras	3-1 W ^		81,410
July 22, 2017 vs. Costa Rica	2-0 W ^		45,516
July 25, 2021 vs. Jamaica	1-0 W ^		41,318

**AUSTIN****Q2 Stadium: 2-0-0**

July 29, 2021 vs. Qatar  
Oct. 7, 2021 vs. Jamaica

**GF: 3**  
1-0 W ^  
2-0 W \*

**GA: 0**

**Average Attendance: 20,500**  
20,500 (so)  
20,500 (so)

**DALLAS****Cotton Bowl: 5-1-2**

Sept. 8, 1974 vs. Mexico  
July 10, 1993 vs. Jamaica  
July 14, 1993 vs. Panama  
July 17, 1993 vs. Honduras  
July 21, 1993 vs. Costa Rica  
March 26, 1994 vs. Bolivia  
March 25, 1995 vs. Uruguay  
April 28, 2004 vs. Mexico

**GF: 10**  
0-1 L  
1-0 W ^  
2-1 W ^  
1-0 W ^  
1-0 W (ot) ^  
2-2 T  
2-2 T  
1-0 W

**GA: 6**

**Average Attendance: 20,353**  
11,642  
13,771  
18,107  
14,826  
26,835  
12,242  
45,048

**FRISCO****Toyota Stadium: 3-0-1**

Feb. 19, 2006 vs. Guatemala  
March 28, 2007 vs. Guatemala  
July 7, 2015 vs. Honduras  
May 25, 2016 vs. Ecuador

**GF: 7**  
4-0 W  
0-0 T  
2-1 W ^  
1-0 W

**GA: 1**

**Average Attendance: 14,408**  
14,453  
10,932  
22,357  
9,893

**FT. WORTH****Herman Clark Stadium: 0-0-1**

June 12, 1988 vs. Ecuador

**GF: 0**  
0-0 T

**GA: 0****HOUSTON****BBVA Compass Stadium: 0-0-2**

Jan. 29, 2013 vs. Canada  
March 26, 2019 vs. Chile

**GF: 1**  
0-0 T  
1-1 T

**GA: 1**

**Average Attendance: 14,885**  
11,737  
18,033

**Delmar Stadium: 0-1-0**

June 10, 1988 vs. Ecuador

**GF: 0**  
0-2 L

**GA: 2****NRG Stadium: 1-1-2**

May 8, 2003 vs. Mexico  
Feb. 6, 2008 vs. Mexico  
June 22, 2011 vs. Panama  
June 21, 2016 vs. Argentina

**GF: 3**  
0-0 T  
2-2 T  
1-0 W ^  
0-4 L @

**GA: 6**

**Average Attendance: 70,202**  
69,582  
70,103  
70,267  
70,858

**IRVING****Texas Stadium: 0-0-1**

Nov. 24, 1991 vs. Costa Rica

**GF: 1**  
1-1 T

**GA: 1**

**Average Attendance: 22,787**  
22,787

**SAN ANTONIO****Alamodome: 1-0-0**

April 15, 2015 vs. Mexico

**GF: 2**  
2-0 W

**GA: 0**

**Average Attendance: 64,369**  
64,369

**North East Stadium: 1-0-0**

June 14, 1988 vs. Costa Rica

**GF: 1**  
1-0 W

**GA: 0**

64,369

**UTAH (5-0-1)****GF: 11****GA: 2**

**Total Attendance: 133,721**  
**Average Attendance: 22,287**

**SALT LAKE CITY****Rice-Eccles Stadium: 1-0-0**

June 4, 2005 vs. Costa Rica

**GF: 3**  
3-0 W \*

**GA: 0**

**Average Attendance: 40,586**  
40,586

**SANDY****Rio Tinto Stadium: 4-0-1**

Sept. 5, 2009 vs. El Salvador  
June 18, 2013 vs. Honduras  
July 13, 2013 vs. Cuba  
June 3, 2017 vs. Venezuela  
June 9, 2021 vs. Costa Rica

**GF: 12**  
2-1 W \*  
1-0 W \*  
4-1 W ^  
1-1 T  
4-0 W

**GA: 3**

**Average Attendance: 18,647**  
19,066  
20,250  
17,597  
17,315  
19,007

<b>VIRGINIA (2-0-0)</b>	<b>GF: 4</b>	<b>GA: 0</b>	<b>Total Attendance: 28,428</b> <b>Average Attendance: 14,214</b>
-------------------------	--------------	--------------	----------------------------------------------------------------------

**RICHMOND**

<b>University of Richmond Stadium: 2-0-0</b>	<b>GF: 4</b>	<b>GA: 0</b>	<b>Average Attendance: 14,214</b>
Nov. 10, 1996 vs. Trinidad & Tobago	2-0 W *		19,312
June 8, 2003 vs. New Zealand	2-0 W		9,116

<b>WASHINGTON (8-1-1)</b>	<b>GF: 24</b>	<b>GA: 10</b>	<b>Total Attendance: 234,500</b> <b>Average Attendance: 29,312</b>
<i>(matches before 1990 not included in attendance figures)</i>			

**SEATTLE**

<b>CenturyLink Field: 6-0-0</b>	<b>GF: 16</b>	<b>GA: 2</b>	<b>Average Attendance: 25,385</b>
March 29, 2003 vs. Venezuela	2-0 W		17,819
July 7, 2005 vs. Cuba	4-1 W ^		15,831
July 9, 2005 vs. Canada	2-0 W ^		15,109
July 4, 2009 vs. Grenada	4-0 W ^		15,387
June 11, 2013 vs. Panama	2-0 W *		40,847
June 16, 2016 vs. Ecuador	2-1 W @		47,322

**Kingdome: 1-1-1**

Jan. 29, 1994 vs. Russia	1-1 T	<b>GF: 4</b>	<b>GA: 4</b>	<b>Average Attendance: 43,651</b>
Oct. 20, 1976 vs. Canada	2-0 W *			43,651
Feb. 3, 1979 vs. Soviet Union	1-3 L			

**SAFECO Field: 1-0-0**

March 2, 2002 vs. Honduras	4-0 W	<b>GF: 4</b>	<b>GA: 0</b>	<b>Average Attendance: 38,534</b>
				38,534

<b>WISCONSIN (0-1-0)</b>	<b>GF: 1</b>	<b>GA: 2</b>	<b>Total Attendance: 12,574</b> <b>Average Attendance: 12,574</b>
--------------------------	--------------	--------------	----------------------------------------------------------------------

**MILWAUKEE**

<b>County Stadium: 0-1-0</b>	<b>GF: 1</b>	<b>GA: 2</b>	<b>Average Attendance: 12,574</b>
July 28, 1990 vs. East Germany	1-2 L		12,574

**Key:** \* FIFA World Cup qualifier  
 \*\* FIFA World Cup  
 ^ Concacaf Gold Cup  
 @ Copa America  
 ++ Concacaf Cup  
 & Concacaf Nations League

## U.S. Men's National Team Year-By-Year Records

Year	GP	W	L	T	GF	GA	Pct.	Year	GP	W	L	T	GF	GA	Pct.
1916	2	1	0	1	4	3	.750	1986	2	0	0	2	1	1	.500
1924	4	2	2	0	5	8	.500	1987	3	1	2	0	2	4	.333
1925	2	1	1	0	6	2	.500	1988	13	3	7	3	9	16	.346
1926	1	1	0	0	6	1	1.000	1989	12	6	3	3	12	7	.625
1928	2	0	1	1	5	14	.250	1990	22	8	11	3	29	32	.432
1930	4	2	2	0	10	10	.500	1991	17	8	4	5	22	13	.618
1934	2	1	1	0	5	9	.500	1992	21	6	11	4	21	27	.381
1936	1	0	1	0	0	1	.000	1993	34	10	13	11	45	44	.456
1937	3	0	3	0	6	19	.000	1994	27	7	9	11	30	28	.463
1947	2	0	2	0	2	10	.000	1995	14	5	6	3	20	18	.464
1948	3	0	3	0	0	25	.000	1996	16	10	4	2	28	19	.688
1949	5	1	3	1	8	19	.300	1997	18	5	6	7	22	21	.472
1950	3	1	2	0	4	8	.333	1998	16	6	6	4	15	13	.500
1952	2	0	2	0	0	14	.000	1999	13	7	4	2	19	13	.615
1953	1	0	1	0	3	6	.000	2000	17	9	2	6	34	11	.706
1954	4	2	2	0	7	9	.500	2001	15	6	6	3	14	13	.500
1955	1	0	1	0	2	3	.000	2002	20	12	6	2	34	18	.650
1956	1	0	1	0	1	9	.000	2003	16	10	4	2	28	10	.688
1957	4	0	4	0	5	21	.000	2004	15	8	1	6	28	9	.733
1959	1	0	1	0	1	8	.000	2005	20	13	3	4	33	12	.750
1960	2	0	1	1	3	6	.250	2006	13	6	4	3	20	14	.577
1961	1	0	1	0	0	2	.000	2007	18	12	5	1	31	19	.694
1964	1	0	1	0	0	10	.000	2008	14	9	3	2	30	8	.714
1965	4	1	1	2	4	5	.500	2009	24	13	8	3	43	36	.604
1968	9	4	4	1	22	22	.500	2010	14	5	5	4	19	21	.500
1969	2	0	2	0	0	3	.000	2011	17	6	8	3	16	20	.441
1972	4	0	3	1	6	10	.125	2012	14	9	2	3	23	13	.750
1973	12	3	9	0	5	22	.250	2013	23	16	4	3	51	23	.761
1974	2	0	2	0	1	4	.000	2014	15	6	5	4	20	20	.533
1975	5	0	5	0	1	22	.000	2015	20	10	6	4	42	26	.600
1976	8	1	2	5	3	7	.438	2016	19	12	6	1	37	20	.657
1977	8	3	3	2	7	11	.500	2017	19	10	2	7	34	14	.710
1978	3	0	2	1	0	3	.167	2018	11	3	5	3	10	14	.409
1979	7	2	5	0	9	20	.286	2019	18	11	5	2	38	14	.666
1980	6	2	2	2	7	9	.500	2020	4	3	0	1	13	2	.875
1982	1	1	0	0	2	1	1.000	2021	22	17	2	3	46	12	.841
1983	1	1	0	0	2	0	1.000								
1984	9	3	2	4	11	9	.556								
1985	8	2	3	3	6	12	.438								
								<b>Totals</b>	<b>737</b>	<b>323</b>	<b>259</b>	<b>155</b>	<b>1088</b>	<b>982</b>	<b>.543</b>

# ALL-TIME RECORDS





## U.S. Men's National Team All-Time Player Appearances

Player	A		Era
	Caps	Goals	
Aaronson, Brenden	15	5	2020-2021
Acosta, Jorge	12	0	1991-1992
Acosta, Kellyn	45	2	2016-2021
Adams, Tyler	22	1	2017-2021
Adu, Freddy	17	2	2006-2011
Agbossoumonde, Gale	1	0	2010
Agoos, Jeff	134	4	1988-2003
Agudelo, Juan	28	3	2010-2018
Aitken, Robert	1	0	1928
Akinola, Ayo	1	1	2020
Albrecht, Dietrich	9	2	1968-1969
Albright, Chris	22	1	1999-2007
Alexander, Eric	2	0	2011-2014
Allen Jr., R.	1	0	1928
Allnut, Yari	5	2	1992-1993
Altemose, Charles	1	0	1936
Altidore, Jozy	115	42	2007-2019
Alvarado, Ventura	13	0	2015
Aly, Amr	8	0	1984-1985
Amon, Jonathan	2	0	2018-2019
Annis, Robert	1	0	1948
Araujo, Julian	1	0	2020
Arena, Bruce	1	0	1973
Armas, Chris	66	2	1998-2005
Armstrong, Desmond	81	0	1987-1994
Arnaud, Davy	7	1	2008-2009
Arriola, Paul	42	8	2016-2021
Askew, John	4	0	1979-1984
Atheneos, George	1	1	1953
Auld, Andy	5	2	1926-1930

Player	B		Era
	Caps	Goals	
Baba, Imad	1	0	1999
Bachmeier, Adolf	15	0	1959-1969
Bahr, Walter	19	1	1948-1957
Baicher, Jeff	2	0	1990-1991
Baird, Corey	4	0	2019
Baker, Gerry	7	2	1968-1969
Balboa, Marcelo	127	13	1988-2000
Banach, Orest	4	0	1969-1972
Bandov, Boris	33	2	1976-1983
Banks, Jimmy	36	0	1985-1991
Barone, Gary	1	0	1972
Barrett, Chad	1	0	2008
Barrett, Wade	2	0	2002-2007
Bartkus, Francis	1	0	1936
Barto, Barry	16	0	1972-1975
Bassett, Cole	1	1	2021
Battles, Barney	1	0	1925
Bayardo-Abaunza	3	0	1965-1969
Beasley, DaMarcus	126	17	2001-2017
Beckerman, Kyle	58	1	2007-2016
Beckman, Raymond P.	3	0	1948
Bedoya, Alejandro	66	2	2010-2017
Bellinger, Tony	7	1	1977-1980
Bello, George	6	0	2021
Beltran, Tony	3	0	2013-2014
Benedek, Janos	4	0	1968
Benedetti, Scott	1	0	1996
Benedict, Brian	4	0	1991-1992
Benitez, Jorge	2	0	1972

Berhalter, Gregg	44	0	1994-2006
Bertani, William J.	3	0	1948
Besler, Matt	47	1	2013-2017
Best, John	1	0	1973
Bicek, Helmut	5	2	1960-1965
Bick, Sam	2	0	1976
Biefeld, Eric	2	0	1986
Bingham, David	3	0	2016-2017
Birnbaum, Steve	11	1	2015-2017
Bliss, Brian	33	2	1984-1995
Bocanegra, Carlos	110	14	2001-2012
Bonezzi, Antonio	1	0	1961
Bono, Alex	1	0	2018
Bookie, Mike	1	0	1930
Borchers, Nat	3	0	2005-2010
Borghini, Frank	9	0	1949-1954
Borja, Hernan	11	3	1982-1988
Bornstein, Jonathan	38	2	2007-2011
Borodiak, Ivan	1	0	1964
Boswell, Bobby	3	0	2006-2007
Boyd, Terrence	13	0	2012-2016
Boyd, Tyler	10	2	2019
Bradley, Gordon	1	0	1973
Bradley, Michael	151	17	2006-2019
Brady, Michael	3	0	1984-1985
Braga, Jesse	2	0	1947
Bravo, Paul	4	1	1994-1999
Brcic, David	4	0	1979-1985
Brewster, Ben	1	1	1973
Brix, Aage	1	0	1924
Brooks, John	45	3	2013-2020
Brose, Dario	4	1	1994-1997
Brown, C.J.	15	0	1998-2003
Brown, David	3	4	1925-1926
Brown, George	1	0	1957
Brown, James	4	1	1930
Bruin, Will	2	0	2013
Buddle, Edson	11	3	2003-2012
Bunbury, Teal	4	1	2010-2012
Burkard, Robert	2	0	1952-1957
Burness, Gordon	1	0	1926
Burns, Mike	75	0	1992-1998
Busch, Jon	1	0	2005
Busio, Gianluca	8	0	2021
Bustamante, Carlos	1	0	1961

Player	C		Era
	Caps	Goals	
Calichman, Dan	3	0	1997
Califano, Dan	1	0	1973
Caligiuri, Paul	110	5	1984-1997
Califf, Danny	23	1	2002-2009
Cameron, Fred	6	0	1959-1969
Cameron, Geoff	55	4	2010-2017
Cannon, Joe	2	0	2003-2005
Cannon, Reggie	22	1	2018-2021
Canter, Dan	9	0	1983-1985
Cantillo, Ringo	11	0	1979-1982
Capurro, Carmen	2	0	1973
Cardoso, Johnny	3	0	2020-2021
Carnham, William	2	0	1925-1926
Carroll, Brian	8	0	2005-2010
Carroll, Henry	2	1	1928
Carson, William	1	0	1959

Carter-Vickers, Cameron	8	0	2017-2019
Casey, Conor	19	2	2004-2010
Casey, Cornelius	4	1	1954
Castillo, Edgar	18	0	2009-2016
Cayemitte, Dave	1	0	1984
Cecic, Tom	1	0	1968
Chachurian, Yprem	4	1	1953-1954
Chandler, Peter	3	0	1975
Chandler, Timmy	29	1	2011-2016
Cherundolo, Steve	87	2	1999-2012
Child, Paul	2	0	1973
Ching, Brian	45	11	2003-2010
Chronopoulos, Ted	1	0	1997
Chung, Mark	24	2	1991-1998
Chyzowych, Walter	3	0	1964-1965
Cinowitz, Ben	1	0	1959
Clark, Colin	1	0	2009
Clark, Ricardo	34	3	2005-2012
Clarke, Neil G.	2	0	1916
Clavijo, Fernando	61	0	1990-1994
Clear, Edward	5	0	1968
Cogsville, Donald	6	0	1988
Cohen, Neil	1	0	1976
Coker, Ade	5	3	1984
Collins, Michael	2	0	1988
Colombo, Charles M.	13	0	1948-1952
Comrie, Elvis	4	0	1984
Connelly, William	1	0	1953
Conrad, Jimmy	28	1	2005-2010
Constantino, Mike	1	0	1988
Conterio, William	1	0	1956
Convey, Bobby	46	1	2000-2008
Cook, Elwood	4	0	1952-1957
Cooper, Albert	2	0	1928
Cooper, Harry	2	1	1916
Cooper, Kenny	10	4	2007-2009
Corona, Joe	23	3	2012-2018
Corrales, Ramiro	6	0	1996-2008
Correa, Cecil	1	0	1973
Coskunan, Dave	3	0	1973-1974
Counce, Dan	5	0	1974-1976
Covone, Neil	6	0	1988-1990
Cowell, Cade	1	0	2021
Cozier, Mac	1	0	1996
Craddock, Robert	1	0	1954
Crescitelli, Tony	1	0	1983
Crockett, James	1	0	1936
Cronin, Sam	2	0	2009
Crook, Bill	1	0	1984
Crow, Kevin	13	0	1984-1988
Crudo, Tony	7	0	1979-1982
Cruz, Alberto	1	0	1991
Cullen, Leo	3	0	1999-2002
Cunningham, Jeff	14	1	2001-2010
Currie, John	2	0	1937
Czerkiewicz, Adolf "Ed"	2	0	1934
Cziotka, Andy	4	0	1965

Player	D		Era
	Caps	Goals	
Dalrymple, Sam	2	0	1924
Dani, Peter	2	0	1976
Davies, Charlie	17	4	2007-2009
Davis, Brad	17	0	2005-2014
Davis, Irving	5	0	1924-1925
Davis, Rick	35	7	1977-1988

Dayak, Troy	9	0	1990-1991
Deal, John	2	0	1928
DeBrito, John	6	0	1991-1992
DeBrito, Pedro	1	0	1983
Decker, Otto	1	2	1953
Decker, Rolf	4	0	1953-1955
Deering, Chad	18	1	1993-2000
Del Liano, Windsor	1	0	1973
DeLaGarza, A.J.	2	0	2012
de la Fuente, Konrad	3	0	2020-2021
de la Torre, Luca	4	0	2018-2021
Delgad, Marky	6	0	2018
DeLong, Gary	6	0	1968
DeMerit, Jay	25	0	2007-2011
Demko, William J.	2	0	1924
Demling, Buzz	4	0	1973-1975
Dempsey, Clint	141	57	2004-2017
Dest, Sergiño	15	2	2019-2021
D'Errico, David	19	0	1974-1977
Deszofi, Bill	1	0	1973
DiBernardo, Angelo	20	3	1979-1985
DiBernardo, Paul	1	0	1985
Dick, Walter	1	0	1934
Diedrichsen, Matt B.	1	0	1916
Diffley, John	7	0	1988
Dike, Daryl	8	3	2021
Diskerd, Mix	38	6	2010-2016
Djordjevic, Slodubian	1	0	1972
Dodd, Mark	15	0	1988-1998
Domingues, Altino	4	0	1975
Donelli, Aldo "Buff"	2	5	1934
Donigan, Dan	1	0	1990
Donic, Tony	7	0	1977
Donovan, Landon	157	57	2000-2014
Dooley, Thomas	81	7	1992-1999
Dorian, George	1	0	1956
Douglas, James	9	0	1924-1930
Doyle, John	53	3	1987-1994
Droege, Don	8	0	1977-1979
Duback, Jeff	4	0	1987-1989
Dubienny, John	3	0	1937
DuBose, Winston	14	0	1979-1985
Duffy, John	2	0	1928
Dufrene, Ronil	2	0	1991
Duncan, Kyle	1	0	2020
Dunivant, Todd	2	0	2006
Dunn, Jason	3	0	1994
Durgan, Jeff	7	1	1983-1985
Dwyer, Dom	4	2	2017

Player	E		Era
	Caps	Goals	
Ebobbise, Jeremy	1	0	2019
Eck, Ted	13	1	1989-1996
Edu, Maurice	46	1	2007-2014
Eichmann, Eric	29	4	1986-1993
Ellis, Charles H.	2	2	1916
Ely, Alex	4	0	1960-1965
Embarger, Edward	2	0	1954
Engedal, Svend	3	0	1956-1957
Enochs, Joe	1	0	2001
Eppy, William	1	0	1957
Ervine, Dale	5	0	1985-1993
Eskandarian, Alecko	1	0	2003
Etherington, Gary	7	0	1977-1979
Evans, Bert	1	0	1959
Evans, Brad	27	1	2009-2017

**F**

Player	Caps	Goals	Era
Fajkus, Charlie	3	0	1982-1985
Farfan, Marco	1	0	2020
Farquhar, Doug	1	0	1959
Farrell, Harry	2	0	1924
Feher, Sandy	3	0	1968
Feilhaber, Benny	44	2	2007-2017
Ferguson, Jack	1	0	1925
Ferrans, Thompson	3	0	1937
Ferreira, Jesús	5	2	2020-2021
Ferreira, Joe	4	0	1947-1948
Feuer, Ian	1	0	1992
Ficken, Dieter	1	0	1972
Fidelia, Pat	1	0	1979
Fiedler, William	1	0	1936
Findlay, William	4	0	1924-1928
Findley, Robbie	11	0	2007-2010
Fink, Joe	6	0	1973-1975
Finlay, Ethan	3	0	2016
Finn, Kenny	2	0	1960-1961
Fister, Karl	2	1	1960
Flater, Mike	15	0	1972-1977
Flores, Jorge	1	0	1996
Florie, Thomas	8	2	1925-1934
Ford, James	1	0	1916
Formoso, Santiago	7	0	1975-1977
Fowles, Colin	18	0	1977-1980
Fox, Mike	16	0	1984-1988
Franchino, Joe	1	0	2000
Francillo, Tony	1	0	1973
Frank, Steve	1	0	1973
Franklin, Sean	1	0	2011
Franks, Leroy	1	0	1957
Fraser, Robin	27	0	1988-2001
Freitag, Willy	3	0	1960-1961
Friedel, Brad	82	0	1992-2004
Fry, Chance	5	0	1984
Fuchs, Steve	3	0	1988

**G**

Player	Caps	Goals	Era
Gabarra, Jim	14	0	1987-1989
Gaetjens, Joseph	3	1	1950
Gajda, Andrew	1	0	1936
Galati, Tom	1	0	1975
Gall, Romain	1	0	2018
Gallagher, James	7	1	1928-1934
Gansler, Robert	5	0	1968
Garber, Randy	1	0	1975
Garcia, Justo	1	0	1964
Garcia, Nick	6	0	2003-2004
Garcia, Poli	2	0	1975
Garza, Greg	10	0	2014-2017
Gasper, Chase	1	0	2020
Gastelum, John Sousa	1	0	1954
Gatt, Joshua	2	0	2012-2013
Gaven, Eddie	8	0	2004-2010
Geimer, Gene	6	2	1972-1973
Gentile, Carl	6	0	1968
Georges, Emmanuel	3	0	1973
Gerley, Victor	6	0	1965-1968
Getzinger, Rudy	8	1	1964-1973
Gibbs, Cory	19	0	2003-2006
Gil, Luis	2	0	2014-2015
Gillen, Ted	3	0	1988

Gioacchini, Nicholas	8	3	2020-2021
Gjonbalaj, Sadri	5	1	1986-1993
Glenn, Rudy	1	0	1984
Goldie, Malcolm	1	0	1925
Gomez, Herculez	24	6	2007-2013
Gomez, Jonathan	1	0	2021
Gonsalves, William	6	1	1930-1934
Gonzalez, Omar	52	3	2010-2019
Gooch, Lynden	4	0	2016-2018
Goodson, Clarence	46	5	2008-2014
Gordon, Alan	2	0	2012-2015
Gormley, Robert	1	0	1954
Gorsek, Jim	2	0	1985
Gosselin, Mike	1	0	1992
Goulet, Brent	8	0	1986-1990
Grabowski, Gene	1	0	1957
Graesser, Herman	1	0	1949
Green, Alan	1	0	1984
Green, Julian	15	4	2014-2018
Green, Richard	1	0	1973
Gregorian, Mike	1	0	1988
Greinert, Frank	1	0	1936
Grgurev, Fred	14	1	1973-1976
Grimes, Kevin	5	0	1988
Grivnow, Steve	2	0	1948-1954
Gros, Josh	1	0	2007
Gutierrez, Diego	1	0	2001
Gutierrez, Henry	1	0	1999
Guzan, Brad	64	0	2006-2019
Gyau, Joe	2	0	2014
Gyau, Philip	6	0	1989-1991

**H**

Player	Caps	Goals	Era
Hahnemann, Marcus	9	0	1994-2011
Hall, Dick	4	0	1973-1975
Hamid, Bill	8	0	2012-2020
Hamilton, Raymond	2	0	1937
Hamlyn, Alan	4	0	1972-1975
Hannah, James	1	0	1957
Hantak, Ted	3	2	1987
Harbor, Jean	15	0	1992-1996
Harkes, John	90	6	1987-2000
Harris, Tim	1	0	1985
Hart, Edward	2	0	1924
Hartman, Kevin	5	0	1999-2006
Hausmann, Larry	8	0	1963-1972
Hawkins, Eddie	1	0	1984
Heaps, Jay	4	0	2009
Hedges, Matt	5	0	2015-2017
Hejduk, Frankie	85	7	1996-2009
Hemingsley, John J.	2	0	1916
Henderson, Chris	79	3	1990-2001
Herd, William	1	0	1925
Hernandez, Manny	2	0	1974
Herrera, Aaron	1	0	2021
Herz, Eberhard	1	0	1960
Hill, Kamani	2	0	2007
Hj Julian, Julius	2	0	1934
Hoban, Michael "Mick"	1	0	1973
Hoffman, Moe	1	0	1973
Holden, Stuart	25	3	2009-2013
Holmes, Duane	2	0	2019
Holocher, Paul	1	0	1996
Hooker, Jeff	12	1	1984-1987
Hornberger, Raymond	4	0	1924
Hoppe, Matthew	6	1	2021

Horvath, Charles	1	0	1964
Horvath, Ethan	7	0	2016-2021
Howard, Tim	121	0	2002-2017
Hulcer, Larry	8	1	1979-1980
Huseinovic, Mirsad	1	0	1992
Hyndman, Emerson	2	0	2014-2016
Hynes, Jackie	4	0	1949

<b>I</b>			
Player	Caps	Goals	Era
Ianni, Tayt	1	0	1996
Ibarra, Miguel	3	0	2014-2015
Ibsen, Zak	15	0	1992-1998
Ihemelu, Ugo	2	0	2006-2009
Imler, Erik	1	0	1993
Ivanow, Mike	10	0	1967-1975
Ivic, Frank	1	0	1973

<b>J</b>			
Player	Caps	Goals	Era
Jaguande, Carlos	2	0	1992
James, Bernie	2	0	1988
Jaqua, Nate	3	0	2006-2008
Jeffries, Mike	3	0	1984-1985
Johannsson, Aron	19	4	2013-2015
Johnson, Carl	2	0	1924
Johnson, Eddie	63	19	2004-2014
Johnson, Fabian	57	2	2011-2017
Johnson, Sean	9	0	2011-2020
Jonas, Mark	1	0	1991
Jones, Cobi	164	15	1992-2004
Jones, F. Burke	3	0	1924
Jones, Jermaine	69	4	2010-2017
Joseph, Miles	3	0	1996-1998

<b>K</b>			
Player	Caps	Goals	Era
Kain, Tom	5	0	1986-1987
Kapp, Erhardt	5	1	1983-1985
Kehoe, Bob	4	0	1965
Keller, Kasey	102	0	1990-2007
Kelly, Ed	2	0	1975
Kelly, James	1	0	1925
Keough, Harry	19	1	1949-1957
Keough, Ty	8	0	1979-1980
Kerr, Findlay	1	0	1926
Kerr, John, Jr.	16	2	1984-1995
Kessler, Henry	2	0	2021
Kiesewetter, Jerome	2	0	2016
Kikel, Alfred	1	0	1968
Kinnear, Dominic	55	9	1990-1994
Kirk, Joey	7	0	1987-1988
Kirovski, Jovan	62	9	1994-2004
Kitchen, Perry	5	0	2015-2016
Klein, Chris	22	5	2000-2006
Klijestan, Sacha	52	6	2007-2017
Klopas, Frank	39	12	1987-1998
Kmosko, Matt	3	0	1992
Knight, Hayden	3	0	1984
Kofler, Helmut	5	0	1968
Kooiman, Cle	12	1	1993-1994
Kotschau, Ritchie	1	0	2005
Kovacs, Fred	4	0	1972-1973
Krat, Nick	14	0	1968-1972
Kreiger, Cornell	3	0	1965
Kreis, Jason	14	1	1996-2000

Krische, Joseph	3	0	1960
Krumpe, Paul	24	1	1986-1991
Kuntner, Rudolf F.	2	2	1928

<b>L</b>			
Player	Caps	Goals	Era
Ladouceur, Jacques	10	2	1984-1985
Lagos, Manny	3	0	2001-2003
Lalas, Alexi	96	9	1989-1998
Lapper, Mike	43	1	1991-1995
Larentowicz, Jeff	4	0	2011-2012
Lassiter, Roy	30	4	1992-2000
Lawson, Doc	3	0	1979
Ledezma, Richy	1	0	2020
Leeper, Curtis	1	0	1979
Lehman, William	1	0	1934
Lennon, Brooks	1	0	2021
Leonetti, Joey	2	0	1992-1996
Lewis, Eddie	82	10	1996-2008
Lewis, Jonathan	8	2	2019-2021
Lichaj, Eric	16	1	2010-2018
Ligeon, Maurice	1	0	1994
Lignos, John	1	0	1982
Lillie, Bud	1	0	1957
Lima, Nick	9	0	2019
Liotart, Hank	4	0	1975
Liveric, Mark	16	3	1973-1980
Llamosa, Carlos	29	0	1998-2002
Llanez, Ulysses	3	1	2020
Lletget, Sebastian	33	8	2017-2021
Logush, Tim	1	0	1975
Long, Aaron	21	3	2018-2021
Looby, William	9	6	1954-1959
Lopez, Miguel Angel	1	0	1977
Lovitz, Daniel	13	0	2019
Loyd, Zach	3	0	2011-2012
Lozzano, Lawrence	7	0	1994-1996
Lutkefedder, Fred	1	0	1936
Luzniak, Zen	1	0	1988
Lyons, Jack P.	2	0	1928

<b>M</b>			
Player	Caps	Goals	Era
Maca, Alain	5	0	1973-1975
Maca, Joseph	3	1	1950
Machado, Joe	2	0	1947
Mahy, Barry	4	0	1973
Maisonneuve, Brian	13	0	1997-2002
Makowski, Greg	12	1	1978-1980
Malinowski, Donald	4	0	1954-1955
Malizewski, Michael	3	0	1968-1969
Mapp, Justin	8	0	2005-2007
Margenson, Henry	1	0	1937
Marina, Alfonso	1	0	1955
Marsch, Jesse	2	0	2001-2007
Marshall, Chad	12	1	2005-2017
Marshall, Jack	1	1	1926
Martin, Lucas	2	0	1988
Martin, Manuel	10	0	1947-1949
Martin, Tim	2	0	1993-1996
Martinelli, Joe	3	0	1937
Martinich, Art	3	0	1973
Martino, Kyle	8	1	2002-2006
Mason, John	1	0	1976
Mason, Michael	5	0	1997
Masters, Mike	1	0	1992

## M (CONTINUED)

Player	Caps	Goals	Era
Mastroeni, Pablo	65	0	2001-2009
Mata, Walner	7	0	1969-1973
Mate, Andy	1	0	1964
Matevich, Pete	4	2	1949
Mathis, Clint	46	12	1998-2005
Matteson, Bob	2	0	1974
Mausser, Arnold	35	0	1975-1985
Mayer, Alan	6	0	1976-1977
McAlees, Sam	2	0	1937
McAlister, Jim	6	0	1977-1979
McBride, Brian	95	30	1993-2006
McBride, Pat	5	0	1964-1975
McCarty, Chad	1	0	1999
McCarty, Dax	13	0	2009-2017
McCully, Charles	11	0	1973-1975
McCully, Henry	2	1	1975
McEwan, John	3	2	1937
McFarlane, Tom	1	0	1925
McGhee, Bart	3	1	1930
McGuire, Johnny	1	0	1925
McHugh, Ebby	1	0	1952
McIlvenny, Edward	3	0	1950
McKeon, Matt	2	0	1999
McKennie, Weston	28	8	2017-2021
McKenzie, Mark	8	0	2020-2021
McLaughlin, Ben	13	0	1948-1957
McLean, Willie	2	0	1934
McMillan, Doug	2	0	1973
Megson, Neil	2	0	1988
Mendoza, Ruben	6	2	1952-1959
Meola, Tony	100	0	1988-2006
Merrick, Alan	1	0	1983
Metidieri, Carlos	2	0	1973
Meyerdierts, Henry	1	0	1925
Miazga, Matt	22	1	2015-2021
Michel, Helmut	1	0	1961
Michaels, Joseph	3	0	1937-1947
Michallik, Janusz	44	1	1991-1994
Mihailovich, Ane	5	0	1977
Mihailovic, Djordje	6	1	2020
Millar, Bob	2	0	1925
Millar, Peter	13	9	1968-1972
Milne, Ray	1	0	1953
Mitic, Ilija	1	0	1973
Moniz, Frank	2	0	1947
Monsen, Lloyd	5	0	1952-1957
Moor, Drew	5	0	2007-2008
Moore, Cecil	1	0	1953
Moore, Joe-Max	100	24	1992-2002
Moore, Johnny	11	0	1972-1975
Moore, Shaq	13	1	2018-2021
Moorhouse, George	7	0	1926-1934
Mora, Sergio	1	0	1972
Morales, Alfredo	16	0	2013-2019
Morris, Billy	1	0	1926
Morris, Jordan	39	10	2014-2019
Morrow, Justin	4	0	2013-2018
Moyers, Steve	7	2	1980-1984
Mueller, Chris	2	2	2020-2021
Mulholland, Jakes	2	0	1924
Mullan, Brian	4	0	2004-2007
Mulrooney, Richard	14	0	2001-2004
Muniz, Amiel	1	0	1949
Murphy, Eddie	18	5	1955-1969
Murphy, James	2	1	1957

Murphy, Russell	2	0	1957
Murray, Bruce	85	21	1985-1993
Murray, Thomas	2	0	1916
Musah, Yunus	11	0	2020-2021
Myernick, Glenn	10	0	1975-1979

## N

Player	Caps	Goals	Era
Nagbe, Darlington	25	1	2015-2018
Namoff, Brian	1	0	2007
Nanchoff, George	10	1	1977-1979
Nanchoff, Louis	10	1	1978-1980
Nash, Derek	1	0	1955
Nemchik, George	4	1	1936-1937
Nguyen, Lee	9	0	2007-2016
Nilsen, Werner	2	0	1934
Noga, Henry	2	0	1960
Noha, Mike	1	0	1964
Noonan, Pat	14	1	2004-2008
Novakovich, Andrija	3	0	2018

## O

Player	Caps	Goals	Era
O'Brien, John	32	3	1998-2006
O'Connell, John	4	0	1949-1954
O'Conner, Fred	4	0	1924
O'Hara, Tom	1	0	1982
Olaf, Gene	1	0	1949
O'Leary, Bob	1	0	1973
Olosunde, Matt	1	0	2018
Olsen, Ben	37	6	1998-2007
Olson, Rob	1	0	1983
Onalfo, Curt	1	0	1988
O'Neill, George	2	0	1973
Onyewu, Oguchi	69	6	2004-2014
Opara, Ike	1	0	2018
Orozco, Michael	29	4	2008-2016
Otasowie, Owen	1	0	2020
Ottoboni, Victor	1	0	1959

## P

Player	Caps	Goals	Era
Pal, Josef	1	0	1965
Palmer-Brown, Erik	2	0	2018
Panek, Jerry	3	0	1973
Papoulias, Andy	3	0	1984-1985
Pariani, Gino	5	1	1948-1950
Parke, Jeff	1	0	2012
Parker, Tim	2	0	2018
Parkhurst, Michael	25	0	2007-2014
Parkinson, Andrew	2	0	1984
Parks, Keaton	1	0	2018
Pastor, George	7	0	1988-1989
Patenaude, Bert	4	6	1930
Pause, Logan	6	0	2009-2010
Pearce, Heath	35	0	2005-2012
Pecher, Steve	17	0	1976-1980
Pefok, Jordan	8	1	2021
Pellizaro, Val	2	0	1957
Pepi, Ricardo	7	3	2021
Perea, Andrés	1	0	2021
Pereira, Fred	6	1	1977
Perez, Hugo	73	13	1984-1994
Perkins, Troy	7	0	2009-2010
Pesa, Njego	7	0	1979-1982
Peterson, Mark	6	1	1980-1985

Petke, Mike	2	0	2001-2003
Petramale, Eugene	1	0	1954
Picault, Fafa	2	0	2016-2018
Pietras, Peter	3	0	1934-1936
Pines, Donovan	2	0	2021
Pires, Telmo	1	0	1975
Pittman, Steve	3	0	1990-1997
Pollihan, Jim	15	0	1976-1979
Polster, Matt	1	0	2018
Pomykal, Paxton	1	0	2019
Pontius, Chris	5	0	2017
Pope, Eddie	82	8	1996-2006
Prampin, Alan	2	0	1993
Presthus, Tom	1	0	1999
Pulisic, Christian	42	17	2016-2021

**Q**

Player	Caps	Goals	Era
Quaranta, Santino	15	1	2005-2009
Quesada, David	1	0	1995-1998
Quinn, Brian	48	1	1991-1994

**R**

Player	Caps	Goals	Era
Racz, Andy	1	0	1964
Radosavljevic, Preki	28	4	1996-2001
Radwanski, Ed	5	0	1985
Rae, Alexander	3	3	1937
Rafael, Charlie	1	0	1988
Ralbovsky, Steve	15	0	1976-1978
Ralston, Steve	36	4	1997-2007
Ramirez, Christian	2	1	2019
Ramos, Tab	81	8	1988-2000
Razov, Ante	25	6	1995-2007
Ream, Tim	46	1	2010-2021
Regis, David	27	0	1998-2002
Reis, Matt	2	0	2006-2007
Rego Costa, Joseph	3	0	1947-1948
Renshaw, Mike	2	0	1972-1973
Rensing, Gary	4	0	1972
Resznecki, Tibor	3	0	1965
Reyna, Claudio	112	8	1994-2006
Reyna, Gio	9	4	2020-2021
Reynolds, Bryan	2	0	2021
Rhody, James	1	1	1924
Richards, Chris	6	0	2020-2021
Rick, Horst	1	0	1964
Rigby, Bob	6	0	1973-1975
Rimando, Nick	22	0	2002-2017
Roberts, Richard	1	0	1952
Robertson, David	1	0	1925
Robertson, James	2	0	1916
Robinson, Antonee	19	1	2018-2021
Robinson, Eddie	1	1	2008
Robinson, Miles	15	3	2019-2021
Robles, Luis	3	0	2009-2017
Robostoff, Archie	7	0	1967-1975
Rodrigues, Angel	2	0	1937
Rogers, Robbie	18	2	2009-2011
Roldan, Cristian	30	0	2017-2021
Rolfe, Chris	10	0	2006-2009
Romanowicz, Walter	2	0	1947
Ronge, Walter	1	0	1961
Rooney, Robert	2	0	1957
Rote, Kyle, Jr.	5	0	1973-1975
Roth, Werner	15	0	1972-1975

Rowe, Kelyn	4	1	2017-2018
Roy, Willy	20	9	1965-1973
Rubin, Rubio	7	0	2014-2018
Rudd, Arthur G.	2	0	1924
Ruddy, Ed	2	0	1937
Rudroff, Bruce	2	0	1979
Russell, Dale	1	0	1978
Ryan, Francis	4	1	1928-1936
Ryerson, Rob	1	1	1988
Rymarczuk, Andy	5	0	1973-1975
Rys, Miro	3	1	1976

**S**

Player	Caps	Goals	Era
Saief, Kenny	4	0	2017-2018
Salcedo, Jorge	3	0	1994-1998
Sands, James	7	0	2021
Sanneh, Tony	43	3	1997-2005
Santel, Mark	8	1	1988-1997
Sapong, C.J.	4	0	2012-2018
Sargent, Josh	19	5	2018-2021
Savage, Bruce	16	0	1983-1992
Scardina, Frederick	1	0	1972
Schaller, Willie	1	0	1952
Schultz, Tom	1	0	1953
Schwartz, Uwe	1	0	1964
Scott, Carlos	1	0	1975
Scurti, Paul	1	0	1975
Seissler, Manfred	1	0	1973
Sengelman, Steve	2	0	1986
Servania, Brandon	1	0	2020
Servin, Julio	1	0	1973
Shafer, Steve	3	0	1973
Sharp, Steve	8	1	1984-1985
Shea, Brek	34	4	2010-2015
Sheppell, William	11	0	1949-1954
Shmotolocha, Walter	1	1	1965
Siega, Jorge	8	0	1973
Silvas, Tom	2	0	1986
Simek, Frank	5	0	2007
Simms, Clyde	1	0	2005
Skotarek, Alex	10	0	1975-1976
Slivinski, Mike	1	0	1991
Slone, Philip	1	0	1930
Smith, Bobby	18	0	1973-1980
Smith, Clarence	2	0	1916
Smith, Edmund	1	0	1926
Smith, Harry	2	0	1928
Smith, Kevin	1	0	1993
Smyth, Dan	1	0	1988
Snow, Ken	2	0	1988
Snow, Steve	2	0	1988-1989
Snyder, Troy	5	0	1985-1991
Snylyk, Zenon	6	0	1956-1963
Sommer, Juergen	8	0	1994-1998
Sorber, Mike	67	2	1992-1998
Soto, Sebastian	2	2	2020
Souza, Ed	7	1	1947-1954
Souza, John	16	2	1947-1952
Spalding, C.H.	2	1	1916
Spalding, Derek	1	0	1982
Specca, Joe	3	0	1959-1968
Spector, Jonathan	36	0	2004-2015
Springthorpe, Terry	2	0	1953-1957
Stanko, Caleb	1	0	2016
Stanisic, "Scoop"	1	0	1993

**S (CONTINUED)**

Player	Caps	Goals	Era
Stark, Archie	2	4	1925
Stark, Tom	1	0	1925
Steel, Tommy	1	0	1925
Steffen, Zack	26	0	2018-2021
Stewart, Earnie	101	17	1990-2004
Stollmeyer, John	31	0	1986-1990
Straden, Andy	4	3	1924
Straub, Bill	3	0	1975
Strimel, Archie	3	0	1948
Stritzl, Zigfried	11	2	1963-1973
Strouse, Andy	3	0	1992
Suarez, Ryan	1	0	2003
Sullivan, Chris	19	2	1987-1992
Surrack, Larry	1	0	1952
Swanner, Jamie	1	0	1984
Sweat, Ben	2	0	2018
Swords, Thomas	2	0	1916
Szetela, Danny	3	0	2007-2008

**T**

Player	Caps	Goals	Era
Tchani, Tony	1	0	2016
Tessmann, Tanner	1	0	2021
Thompson, Billy	1	0	1988
Thompson, Gregg	12	0	1984-1985
Thornton, Zach	8	0	1994-2001
Thorrington, John	4	0	2001-2009
Tintle, George	2	0	1916
Tober, Gene	3	0	1968
Torres, José	26	0	2008-2013
Tracey, Raphael	3	0	1930
Traina, John Peter	5	0	1957-1961
Trapp, Wil	20	0	2015-2019
Travis, John	2	0	1947
Trittschuh, Steve	37	2	1987-1995
Trost, Al	14	1	1971-1978
Turner, Matt	13	0	2021
Turner, Roy	2	0	1973
Twellman, Taylor	30	6	2002-2008
Twellman, Tim	1	0	1982

**U**

Player	Caps	Goals	Era
Vagenas, Peter	2	0	2000-2003
Valentine, Ed	2	1	1947-1950
Van der Beck, Perry	23	2	1979-1985
Vaninger, Dennis	3	1	1974-1975
Vanney, Greg	37	1	1996-2005
Vanole, David	13	0	1986-1989
Vargas, Nelson	4	0	1991-1994
Vasquez, Martin	7	0	1996-1998
Vee, Juli	4	2	1976-1982
Velazco, Arturo	2	0	1988
Vermes, Peter	66	11	1988-1997
Victorine, Sasha	4	1	2000-2003
Villa, Greg	18	5	1977-1980
Villafaña, Jorge	21	0	2017-2018
Vincent, Brandon	1	0	2016
Vines, Sam	8	1	2020-2021
Voltz, Ray	3	0	1937
Vuckovic, Marko	1	0	1973

**W**

Player	Caps	Goals	Era
Wagner, David	8	0	1996-1998
Walker, Jonny	3	0	2004
Wallace, Anthony	1	0	2011
Wallace, Frank	7	3	1949-1950
Walsh, Billy	1	0	1999
Wark, Doug	1	0	1975
Washington, Dante	6	2	1991-1997
Wattman, Ben	2	1	1949
Weah, Tim	18	2	2018-2021
Wecke, Herman	7	0	1954-1959
Wegerle, Roy	41	7	1992-1997
Wells, Herbert	3	0	1924
Wells, Zach	1	0	2006
Welsh, Kevin	1	0	1975
West, Brian	7	0	2001-2002
Whatford, Howard	1	0	1949
White, Jeremiah	1	0	2008
Whitehead, Robert	1	0	1957
Wild, Richard	1	0	1964
Williams, Danny	23	2	2011-2017
Williams, Richie	20	0	1998-2002
Williamson, Eryk	4	0	2021
Wilson, Billy	2	0	1925-1926
Windischmann, Mike	50	0	1984-1990
Wingert, Chris	1	0	2009
Winter, Mike	6	0	1972-1973
Wit, Dennis	4	0	1975-1979
Wolanin, Adam	1	0	1950
Wolanow, Abbie	1	0	1961
Wolff, Josh	52	9	1999-2008
Wolyniec, John	2	0	2004
Wondolowski, Chris	35	11	2011-2016
Wood, Alexander	4	0	1930
Wood, Bobby	45	13	2013-2018
Woodring, Peter	3	0	1993
Wooten, Andrew	1	0	2015
Wynalda, Eric	106	34	1990-2000
Wynne, Marvell	5	0	2007-2011

**Y**

Player	Caps	Goals	Era
Yacopec, Louis	2	0	1949-1957
Yarbrough, William	3	0	2015-2016
Yedlin, DeAndre	71	0	2014-2021
Yelldeil, David	1	0	2011
Yueill, Jackson	16	0	2019-2021

**Z**

Player	Caps	Goals	Era
Zardes, Gyasi	66	14	2015-2021
Zavagnin, Kerry	21	0	2000-2006
Zbilowski, Fred	1	0	1936
Zerhusen, Al	10	2	1956-1965
Ziaja, Walter	4	0	1971-1973
Zimmerman, Walker	23	2	2017-2021
Zizzo, Sal	1	0	2007
Zusi, Graham	55	5	2012-2017

# U.S. Men’s National Team – Player Register

– Career Stats for All U.S. Players with an Appearance Since 1990 –

## Field Players

### AARONSON, BRENDEN

Midfielder / Ht.: 5-11 / Wt.: 150 / Born: October 22, 2000

	GP/GS	MIN	G	A	Pts	Y	R	W-L-T
2020	2/2	156	1	1	3	0	0	2-0-0
2021	13/8	751	4	3	11	0	0	8-2-3
<b>2-Year Totals</b>	<b>15/10</b>	<b>907</b>	<b>5</b>	<b>4</b>	<b>14</b>	<b>0</b>	<b>0</b>	<b>10-2-3</b>

### ACOSTA, JORGE

Forward / Ht.: 5-7 / Wt.: 135 / Born: May 29, 1964

	GP/GS	MIN	G	A	Pts	Y	R	W-L-T
1991	2/2	89	0	0	0	0	0	1-0-1
1992	10/5	503	0	1	1	2	0	2-7-1
<b>2-Year Totals</b>	<b>12/7</b>	<b>592</b>	<b>0</b>	<b>1</b>	<b>1</b>	<b>2</b>	<b>0</b>	<b>3-7-2</b>

### ACOSTA, KELLYN

Midfielder / Ht.: 5-10 / Wt.: 150 / Born: July 24, 1995

	GP/GS	MIN	G	A	Pts	Y	R	W-L-T
2016	4/4	283	0	0	0	0	0	3-0-1
2017	13/8	765	1	0	2	3	0	6-1-6
2018	6/4	392	1	1	3	1	0	1-4-1
2020	1/0	22	0	0	0	0	0	1-0-0
2021	21/13	1377	0	2	2	2	0	16-2-3
<b>5-Year Totals</b>	<b>45/29</b>	<b>2817</b>	<b>2</b>	<b>3</b>	<b>7</b>	<b>6</b>	<b>0</b>	<b>27-7-11</b>

### ADAMS, TYLER

Midfielder / Ht.: 5-9 / Wt.: 150 / Feb. 14, 1999

	GP/GS	MIN	G	A	Pts	Y	R	W-L-T
2017	1/1	90	0	0	0	0	0	0-0-1
2018	8/7	658	1	0	2	1	0	2-4-2
2019	1/1	90	0	0	0	0	0	1-0-0
2020	2/2	133	0	0	0	0	0	1-0-1
2021	10/8	768	0	0	0	1	0	6-1-3
<b>5-Year Totals</b>	<b>22/19</b>	<b>1739</b>	<b>1</b>	<b>0</b>	<b>2</b>	<b>2</b>	<b>0</b>	<b>10-5-7</b>

### ADU, FREDDY

Midfielder / Ht.: 5-8 / Wt.: 140 / Born: June 2, 1989

	GP/GS	MIN	G	A	Pts	Y	R	W-L-T
2006	1/0	10	0	0	0	1	0	0-0-1
2007	2/1	86	0	0	0	0	0	2-0-0
2008	9/4	441	1	2	4	0	0	4-2-3
2009	3/2	181	1	0	2	1	0	2-1-0
2011	2/1	110	0	1	1	0	0	1-1-0
<b>5-Year Totals</b>	<b>17/8</b>	<b>828</b>	<b>2</b>	<b>3</b>	<b>7</b>	<b>2</b>	<b>0</b>	<b>9-4-4</b>

### AGBOSSOUMONDE, GALE

Defender / Ht.: 6-2 / Wt.: 185 / Born: Nov. 17, 1991

	GP/GS	MIN	G	A	Pts	Y	R	W-L-T
2010	1/0	4	0	0	0	0	0	1-0-0

### AGOOS, JEFF

Defender / Ht.: 5-10 / Wt.: 175 / Born: May 2, 1968

	GP/GS	MIN	G	A	Pts	Y	R	W-L-T
1988	3/3	270	1	0	2	0	0	2-1-0
1991	7/6	345	0	0	0	0	0	2-3-2
1993	20/16	1333	1	1	3	2	0	6-10-4
1994	13/12	997	0	0	0	0	0	4-3-6
1995	5/5	424	0	0	0	1	0	1-3-1
1996	13/13	1158	1	1	3	2	0	11-2-0
1997	14/13	1146	0	1	1	1	4	4-4-6
1998	12/10	924	0	2	2	0	0	6-3-3
1999	9/9	616	0	1	1	2	0	5-3-1
2000	8/8	750	0	0	0	1	0	5-0-3
2001	13/13	1170	0	1	1	0	0	6-5-2
2002	16/15	1256	1	1	3	1	0	9-5-2
2003	1/1	90	0	0	0	0	0	1-0-0
<b>13-Year Totals</b>	<b>134/124</b>	<b>10479</b>	<b>4</b>	<b>8</b>	<b>16</b>	<b>10</b>	<b>1</b>	<b>62-42-30</b>

### AGUDELO, JUAN

Forward / Ht.: 6-0 / Wt.: 180 / Born: Nov. 23, 1992

	GP/GS	MIN	G	A	Pts	Y	R	W-L-T
2010	1/0	30	1	0	2	0	0	1-0-0
2011	14/6	683	1	2	4	0	0	4-7-3
2012	1/0	28	0	1	1	0	0	0-0-1
2013	1/0	27	0	0	0	0	0	0-0-1
2014	1/0	6	0	0	0	0	0	0-1-0
2015	2/1	71	1	0	2	0	0	2-0-0
2016	1/0	13	0	0	0	0	0	0-0-1
2017	6/3	282	0	0	0	0	0	3-0-3
2018	1/0	21	0	0	0	0	0	0-0-1
<b>9-Year Totals</b>	<b>28/10</b>	<b>1161</b>	<b>3</b>	<b>3</b>	<b>9</b>	<b>0</b>	<b>0</b>	<b>10-8-10</b>

### AKINOLA, AYO

Forward / Ht.: 5-11 / Wt.: 185 / Born: Jan. 20, 2000

	GP/GS	MIN	G	A	Pts	Y	R	W-L-T
2020	1/1	74	1	0	2	0	0	1-0-0

### ALBRIGHT, CHRIS

Defender/Forward / Ht.: 6-1 / Wt.: 185 / Born: Jan. 14, 1979

	GP/GS	MIN	G	A	Pts	Y	R	W-L-T
1999	1/0	12	1	0	2	0	0	0-0-1
2000	3/1	127	0	0	0	1	0	1-0-2
2001	3/1	133	0	0	0	0	0	2-1-0
2004	4/2	258	0	0	0	0	0	0-0-4
2005	7/6	521	0	1	1	0	0	5-1-1
2006	2/2	180	0	0	0	1	0	1-0-1
2007	2/2	129	0	0	0	1	0	2-0-0
<b>7-Year Totals</b>	<b>22/14</b>	<b>1360</b>	<b>1</b>	<b>1</b>	<b>3</b>	<b>3</b>	<b>0</b>	<b>11-2-9</b>

### ALEXANDER, ERIC

Midfielder / Ht.: 6-1 / Wt.: 165 / Born: April 14, 1988

	GP/GS	MIN	G	A	Pts	Y	R	W-L-T
2011	1/0	8	0	0	0	0	0	0-0-1
2014	1/0	9	0	0	0	0	0	1-0-0
<b>2-Year Totals</b>	<b>2/0</b>	<b>17</b>	<b>0</b>	<b>0</b>	<b>0</b>	<b>0</b>	<b>0</b>	<b>1-0-1</b>

### ALLNUTT, YARI

Defender / Ht.: 5-11 / Wt.: 165 / Born: Feb. 2, 1970

	GP/GS	MIN	G	A	Pts	Y	R	W-L-T
1992	2/0	63	0	0	0	0	0	1-0-1
1993	3/1	182	2	0	4	1	0	0-1-2
<b>2-Year Totals</b>	<b>5/1</b>	<b>245</b>	<b>2</b>	<b>0</b>	<b>4</b>	<b>1</b>	<b>0</b>	<b>1-1-3</b>

### ALTIDORE, JOZY

Forward / Ht.: 6-1 / Wt.: 175 / Born: Nov. 6, 1989

	GP/GS	MIN	G	A	Pts	Y	R	W-L-T
2007	1/0	26	0	0	0	0	0	1-0-0
2008	5/3	323	2	2	6	2	0	3-1-1
2009	17/13	1079	6	0	12	2	0	8-7-2
2010	9/8	750	2	1	5	3	0	2-3-4
2011	13/13	859	3	0	6	2	0	5-7-1
2012	7/3	313	0	1	1	0	0	3-1-3
2013	14/13	1075	8	2	18	2	0	8-4-2
2014	10/10	800	4	0	8	2	0	5-3-2
2015	13/13	914	6	2	14	2	1	6-5-2
2016	10/8	709	6	2	14	2	0	6-3-1
2017	11/10	854	4	3	11	2	0	6-2-3
2019	5/3	264	1	1	3	1	0	3-2-0
<b>12-Year Totals</b>	<b>115/97</b>	<b>7965</b>	<b>42</b>	<b>14</b>	<b>98</b>	<b>20</b>	<b>1</b>	<b>56-38-21</b>

### ALVARADO, VENTURA

Defender / Ht.: 5-11 / Wt.: 170 / Born: March 31, 1992

	GP/GS	MIN	G	A	Pts	Y	R	W-L-T
2015	13/8	866	0	0	0	2	0	7-4-2



**AMON, JONATHAN**

Midfielder / Ht.: 5-8 / Wt.: 155 / Born: April 30, 1999

	GP/GS	MIN	G	A	Pts	Y	R	W-L-T
2018	1/1	55	0	0	0	0	0	0-0-1
2019	1/0	31	0	0	0	0	0	0-1-0
<b>2-Year Totals</b>	<b>2/1</b>	<b>86</b>	<b>0</b>	<b>0</b>	<b>0</b>	<b>0</b>	<b>0</b>	<b>0-1-1</b>

**ARAUJO, JULIAN**

Defender / Ht.: 5-9 / Wt.: 155 / Born: Aug. 13, 2001

	GP/GS	MIN	G	A	Pts	Y	R	W-L-T
2020	1/1	74	0	1	1	0	0	1-0-0

**ARMAS, CHRIS**

Midfielder / Ht.: 5-7 / Wt.: 150 / Born: Aug. 27, 1972

	GP/GS	MIN	G	A	Pts	Y	R	W-L-T
1998	1/0	45	0	0	0	0	0	0-0-1
1999	7/6	570	0	0	0	2	0	4-2-1
2000	14/14	1200	2	1	5	3	0	7-2-5
2001	13/13	1170	0	1	1	1	0	6-6-1
2002	11/11	924	0	1	1	1	0	7-3-1
2003	4/4	360	0	0	0	0	0	1-1-2
2004	8/8	615	0	0	0	0	0	4-1-3
2005	8/5	546	0	1	1	0	0	6-0-2
<b>8-Year Totals</b>	<b>66/61</b>	<b>5430</b>	<b>2</b>	<b>4</b>	<b>8</b>	<b>7</b>	<b>0</b>	<b>35-15-16</b>

**ARMSTRONG, DESMOND**

Defender / Ht.: 6-0 / Wt.: 175 / Born: Nov. 2, 1964

	GP/GS	MIN	G	A	Pts	Y	R	W-L-T
1987	1/1	90	0	0	0	0	0	0-0-1
1988	3/2	200	0	0	0	0	0	1-1-1
1989	1/1	90	0	0	0	0	0	0-0-1
1990	18/17	1450	0	0	0	0	0	6-9-3
1991	11/10	916	0	0	0	1	0	6-3-2
1992	9/9	765	0	0	0	0	0	2-6-1
1993	27/22	2128	0	0	0	1	0	8-11-8
1994	11/11	889	0	0	0	1	0	3-2-6
<b>8-Year Totals</b>	<b>81/73</b>	<b>6528</b>	<b>0</b>	<b>0</b>	<b>0</b>	<b>3</b>	<b>0</b>	<b>26-32-23</b>

**ARNAUD, DAVY**

Midfielder / Ht.: 6-0 / Wt.: 165 / Born: June 22, 1980

	GP/GS	MIN	G	A	Pts	Y	R	W-L-T
2007	1/0	5	0	0	0	0	0	0-1-0
2008	1/0	8	0	0	0	0	0	1-0-0
2009	5/4	335	1	1	3	2	0	3-1-1
<b>3-Year Totals</b>	<b>7/4</b>	<b>348</b>	<b>1</b>	<b>1</b>	<b>3</b>	<b>2</b>	<b>0</b>	<b>4-2-1</b>

**ARRIOLA, PAUL**

Forward / Ht.: 5-6 / Wt.: 145 / Born: Feb. 5, 1995

	GP/GS	MIN	G	A	Pts	Y	R	W-L-T
2016	3/1	137	2	1	5	0	0	3-0-0
2017	12/8	618	0	1	1	1	0	7-2-3
2018	2/1	100	0	0	0	0	0	0-1-1
2019	15/12	1112	3	1	7	1	0	10-4-1
2020	2/2	148	1	0	2	0	0	2-0-0
2021	8/7	516	2	1	5	1	0	6-1-1
<b>6-Year Totals</b>	<b>42/31</b>	<b>2631</b>	<b>8</b>	<b>5</b>	<b>20</b>	<b>3</b>	<b>0</b>	<b>28-8-6</b>

**BABA, IMAD**

Midfielder / Ht.: 5-10 / Wt.: 170 / Born: Feb. 15, 1974

	GP/GS	MIN	G	A	Pts	Y	R	W-L-T
1999	1/0	15	0	0	0	0	0	0-0-1

**BAICHER, JEFF**

Forward / Ht.: 5-10 / Wt.: 160 / Born: Nov. 16, 1964

	GP/GS	MIN	G	A	Pts	Y	R	W-L-T
1990	1/0	20	0	0	0	0	0	1-0-0
1991	1/0	12	0	0	0	0	0	0-1-0
<b>2-Year Totals</b>	<b>2/0</b>	<b>32</b>	<b>0</b>	<b>0</b>	<b>0</b>	<b>0</b>	<b>0</b>	<b>1-1-0</b>

**BAIRD, COREY**

Forward / Ht.: 5-10 / Wt.: 160 / Born: Jan. 30, 1996

	GP/GS	MIN	G	A	Pts	Y	R	W-L-T
2019	4/3	226	0	1	1	0	0	2-0-2

**BALBOA, MARCELO**

Defender / Ht.: 6-1 / Wt.: 175 / Born: Aug. 8, 1967

	GP/GS	MIN	G	A	Pts	Y	R	W-L-T
1988	7/6	585	0	0	0	0	0	1-4-2
1989	4/4	360	0	0	0	0	0	1-2-1
1990	15/10	1040	1	0	2	0	0	4-7-4
1991	15/15	1350	2	1	5	2	1	5-4-6
1992	21/21	1879	3	1	7	6	1	6-11-4
1993	10/9	707	0	0	0	1	0	2-2-6
1994	24/22	1833	4	0	8	1	1	6-9-9
1995	6/6	466	1	0	2	1	0	4-1-1
1996	8/8	720	1	1	3	0	0	5-2-1
1997	10/10	900	0	1	1	1	0	3-1-6
1998	4/3	257	1	0	2	0	0	1-2-1
1999	2/2	180	0	0	0	0	0	2-0-0
2000	1/1	90	0	0	0	0	0	0-0-1
<b>13-Year Totals</b>	<b>127/117</b>	<b>10367</b>	<b>13</b>	<b>4</b>	<b>30</b>	<b>12</b>	<b>3</b>	<b>40-45-42</b>

**BANKS, JIMMY**

Defender / Ht.: 5-8 / Wt.: 145 / Born: Sept. 2, 1964

	GP/GS	MIN	G	A	Pts	Y	R	W-L-T
1986	1/0	20	0	0	0	0	0	0-0-1
1987	3/3	270	0	0	0	0	0	1-2-0
1988	3/2	180	0	0	0	0	0	0-3-0
1989	8/8	700	0	0	0	0	0	4-2-2
1990	18/13	1130	0	0	0	3	0	7-8-3
1991	3/3	251	0	0	0	0	0	1-2-0
<b>6-Year Totals</b>	<b>36/29</b>	<b>2551</b>	<b>0</b>	<b>0</b>	<b>0</b>	<b>3</b>	<b>0</b>	<b>13-17-6</b>

**BARRETT, CHAD**

Forward / Ht.: 5-11 / Wt.: 180 / Born: April 30, 1985

	GP/GS	MIN	G	A	Pts	Y	R	W-L-T
2008	1/0	5	0	0	0	0	0	1-0-0

**BARRETT, WADE**

Defender / Ht.: 5-8 / Wt.: 150 / Born: June 23, 1976

	GP/GS	MIN	G	A	Pts	Y	R	W-L-T
2002	1/1	90	0	0	0	0	0	1-0-0
2007	1/0	17	0	0	0	0	0	0-0-1
<b>2-Year Totals</b>	<b>2/1</b>	<b>107</b>	<b>0</b>	<b>0</b>	<b>0</b>	<b>0</b>	<b>0</b>	<b>1-0-1</b>

**BASSETT, COLE**

Midfielder / Ht.: 5-11 / Wt.: 150 / Born: July 28, 2001

	GP/GS	MIN	G	A	Pts	Y	R	W-L-T
2021	1/0	12	1	0	2	0	0	1-0-0

**BEASLEY, DaMARCUS**

Midfielder / Ht.: 5-8 / Wt.: 145 / Born: May 24, 1982

	GP/GS	MIN	G	A	Pts	Y	R	W-L-T
2001	3/3	207	0	0	0	0	0	1-1-1
2002	12/8	687	3	1	7	1	0	8-2-2
2003	12/9	810	1	1	3	0	0	6-4-2
2004	14/13	1170	4	0	8	1	0	8-1-5
2005	13/11	1023	4	4	12	2	0	8-2-3
2006	7/5	485	0	1	1	1	0	3-3-1
2007	11/11	896	3	3	9	2	0	9-2-0
2008	10/8	755	2	2	6	0	0	6-3-1
2009	7/5	440	0	0	0	0	0	4-3-1
2010	4/1	126	0	1	1	1	0	2-2-0
2011	3/0	91	0	0	0	0	0	1-2-0
2012	1/0	45	0	0	0	0	0	1-0-0
2013	17/17	1469	0	0	0	2	0	12-3-2
2014	7/6	530	0	0	0	0	0	3-3-1
2015	2/1	150	0	0	0	0	0	0-1-1
2017	3/2	156	0	0	0	1	0	1-0-2
<b>16-Year Totals</b>	<b>126/100</b>	<b>9040</b>	<b>17</b>	<b>13</b>	<b>47</b>	<b>11</b>	<b>0</b>	<b>73-32-22</b>

BECKERMAN, KYLE

Midfielder / Ht.: 5-10 / Wt.: 155 / Born: April 23, 1982

	GP/GS	MIN	G	A	Pts	Y	R	W-L-T
2007	3/1	107	0	0	0	0	0	1-2-0
2009	7/5	508	1	0	2	2	0	5-1-1
2010	2/2	137	0	0	0	0	0	1-1-0
2011	6/5	469	0	0	0	0	0	2-3-1
2012	5/2	186	0	0	0	0	0	2-2-1
2013	10/9	680	0	2	2	0	0	9-0-1
2014	9/8	723	0	0	0	2	0	4-3-2
2015	9/7	588	0	0	0	2	0	6-2-1
2016	7/6	317	0	0	0	0	0	6-1-0
9-Year Totals	58/45	3715	1	2	4	6	0	36-15-7

BEDOYA, ALEJANDRO

Midfielder / Ht.: 5-10 / Wt.: 160 / Born: April 29, 1987

	GP/GS	MIN	G	A	Pts	Y	R	W-L-T
2010	6/2	256	0	0	0	0	0	1-4-1
2011	7/4	382	0	0	0	1	0	3-3-1
2013	12/9	822	1	4	6	1	0	9-1-2
2014	12/11	862	1	0	2	0	0	4-5-3
2015	7/7	437	0	1	1	0	0	2-3-2
2016	11/10	765	0	3	3	2	0	8-3-0
2017	11/3	428	0	3	3	1	0	7-0-4
7-Year Totals	66/46	3962	2	11	15	5	0	34-19-13

BELLO, GEORGE

Defender / Ht.: 5-8 / Wt.: 165 / Born: Jan. 22, 2002

	GP/GS	MIN	G	A	Pts	Y	R	W-L-T
2021	6/5	355	0	0	0	0	0	5-1-0

BELTRAN, TONY

Defender / Ht.: 5-8 / Wt.: 150 / Born: Oct. 11, 1987

	GP/GS	MIN	G	A	Pts	Y	R	W-L-T
2013	2/2	135	0	0	0	0	0	1-0-1
2014	1/1	71	0	0	0	0	0	0-0-1
2-Year Totals	3/3	206	0	0	0	0	0	1-0-2

BENEDETTI, SCOTT

Forward / Ht.: 5-11 / Wt.: 175 / Born: Nov. 13, 1966

	GP/GS	MIN	G	A	Pts	Y	R	W-L-T
1996	1/1	80	0	0	0	0	0	0-0-1

BENEDICT, BRIAN

	GP/GS	MIN	G	A	Pts	Y	R	W-L-T
1991	1/0	45	0	0	0	0	0	1-0-0
1992	3/2	109	0	0	0	0	0	1-1-1
2-Year Totals	4/2	154	0	0	0	0	0	2-1-1

BERHALTER, GREGG

Defender / Ht.: 6-1 / Wt.: 175 / Born: Aug. 1, 1973

	GP/GS	MIN	G	A	Pts	Y	R	W-L-T
1994	1/0	44	0	0	0	0	0	0-1-0
1995	1/0	31	0	0	0	0	0	0-1-0
1998	2/2	135	0	0	0	1	0	2-0-0
1999	5/4	372	0	0	0	2	0	2-3-0
2000	8/7	649	0	0	0	1	0	4-2-2
2001	4/2	92	0	0	0	0	0	3-0-1
2002	8/6	519	0	0	0	3	0	3-5-0
2003	3/3	258	0	0	0	2	0	1-2-0
2004	4/4	360	0	0	0	0	0	3-1-0
2005	6/4	369	0	0	0	2	0	4-1-1
2006	2/2	135	0	0	0	0	0	1-1-0
11-Year Totals	44/34	2964	0	0	0	11	0	23-17-4

BESLER, MATT

Defender / Ht.: 6-0 / Wt.: 170 / Born: Feb. 11, 1987

	GP/GS	MIN	G	A	Pts	Y	R	W-L-T
2013	12/11	996	0	0	0	2	0	8-2-2
2014	11/11	840	0	0	0	1	0	5-3-3
2015	6/5	509	0	1	1	1	0	3-2-1
2016	10/9	768	1	0	2	3	0	6-3-1
2017	8/8	720	0	0	0	1	0	5-1-2
5-Year Totals	47/44	3113	1	1	3	8	0	27-11-9

BIRNBAUM, STEVE

Defender / Ht.: 6-2 / Wt.: 180 / Born: Jan. 23, 1991

	GP/GS	MIN	G	A	Pts	Y	R	W-L-T
2015	1/1	90	0	0	0	0	0	0-1-0
2016	8/5	482	1	1	3	0	0	7-1-0
2017	2/2	180	0	0	0	0	0	1-0-1
3-Year Totals	11/8	752	1	1	3	0	0	9-2-1

BLISS, BRIAN

Defender / Ht.: 5-8 / Wt.: 150 / Born: Sept. 28, 1965

	GP/GS	MIN	G	A	Pts	Y	R	W-L-T
1984	1/1	90	0	0	0	0	0	0-0-1
1987	2/2	160	0	0	0	0	0	1-1-0
1988	4/3	340	1	0	2	0	0	1-1-2
1989	11/9	900	1	0	2	0	0	6-3-2
1990	10/3	319	0	0	0	0	0	3-5-2
1993	1/0	30	0	0	0	0	0	0-1-0
1994	1/0	83	0	0	0	0	0	0-0-1
1995	3/1	93	0	0	0	0	0	1-1-1
8-Year Totals	33/19	2015	2	0	4	0	0	12-12-9

BOCANEGRA, CARLOS

Defender / Ht.: 6-0 / Wt.: 170 / Born: May 25, 1979

	GP/GS	MIN	G	A	Pts	Y	R	W-L-T
2001	1/0	45	0	0	0	0	0	0-1-0
2002	6/6	525	0	0	0	1	0	5-0-1
2003	13/13	1151	4	2	10	4	0	8-3-2
2004	10/9	830	1	3	5	0	0	5-1-4
2005	8/7	605	1	1	3	2	0	4-3-1
2006	4/3	306	0	0	0	3	1	2-1-1
2007	11/11	930	2	0	4	6	0	9-2-0
2008	9/9	810	2	1	5	0	0	6-2-1
2009	14/14	1200	1	2	2	2	0	7-5-2
2010	9/9	759	1	0	2	1	0	3-3-3
2011	15/14	1291	0	1	1	5	0	6-7-2
2012	10/10	770	2	0	4	2	0	6-1-3
12-Year Totals	110/105	9222	14	8	36	26	1	61-29-20

BORCHERS, NAT

Defender / Ht.: 6-2 / Wt.: 175 / Born: April 13, 1981

	GP/GS	MIN	G	A	Pts	Y	R	W-L-T
2005	2/1	95	0	0	0	1	0	2-0-0
2010	1/0	24	0	0	0	0	0	1-0-0
2-Year Totals	3/1	119	0	0	0	1	0	3-0-0

BORNSTEIN, JONATHAN

Defender / Ht.: 5-9 / Wt.: 145 / Born: Nov. 7, 1984

	GP/GS	MIN	G	A	Pts	Y	R	W-L-T
2007	12/11	968	1	0	2	4	0	9-3-0
2008	1/1	90	0	0	0	0	0	1-0-0
2009	13/11	992	1	0	2	2	0	8-4-1
2010	10/8	696	0	0	0	0	0	5-5-0
2011	2/1	156	0	0	0	0	0	0-2-0
5-Year Totals	38/32	2902	2	0	4	6	0	23-14-1

BOSWELL, BOBBY

Defender / Ht.: 6-2 / Wt.: 185 / Born: March 15, 1983

	GP/GS	MIN	G	A	Pts	Y	R	W-L-T
2006	1/0	15	0	0	0	0	0	1-0-0
2007	2/2	178	0	0	0	0	0	1-1-0
2-Year Totals	3/2	193	0	0	0	0	0	2-1-0

BOYD, TERENCE

Forward / Ht.: 6-0 / Wt.: 180 / Born: Feb. 16, 1991

	GP/GS	MIN	G	A	Pts	Y	R	W-L-T
2012	7/1	170	0	1	1	0	0	4-2-1
2013	5/0	78	0	1	1	0	0	2-2-1
2016	1/0	3	0	0	0	0	0	0-0-1
3-Year Totals	13/1	251	0	2	2	0	0	6-4-3

BOYD, TYLER

Forward / Ht.: 6-0 / Wt.: 160 / Born: Dec. 30, 1994

	GP/GS	MIN	G	A	Pts	Y	R	W-L-T
2019	10/6	510	2	1	5	0	0	7-2-1

**BRADLEY, MICHAEL**

Midfielder / Ht.: 6-2 / Wt.: 175 / Born: July 31, 1987

	GP/GS	MIN	G	A	Pts	Y	R	W-L-T
2006	2/0	10	0	0	0	0	0	2-0-0
2007	12/10	940	1	0	2	2	1	9-2-1
2008	11/11	893	2	0	4	3	0	7-2-2
2009	15/15	1315	4	0	8	3	1	7-6-2
2010	10/10	930	1	0	2	0	0	3-3-4
2011	13/10	991	1	3	5	1	0	6-5-2
2012	9/9	810	2	2	6	2	0	5-1-3
2013	10/10	900	0	2	2	0	0	6-2-2
2014	9/9	824	1	5	7	0	0	4-2-3
2015	18/18	1668	3	6	12	4	0	9-5-4
2016	17/17	1500	0	3	3	3	0	10-6-1
2017	14/13	1198	2	1	5	0	0	7-2-5
2018	2/1	101	0	0	0	0	0	0-1-1
2019	9/8	717	0	1	1	0	0	6-2-1
<b>14-Year Totals</b>	<b>151/141</b>	<b>11797</b>	<b>17</b>	<b>23</b>	<b>57</b>	<b>19</b>	<b>2</b>	<b>81-39-31</b>

**BRAVO, PAUL**

Forward / Ht.: 6-0 / Wt.: 175 / Born: July 19, 1968

	GP/GS	MIN	G	A	Pts	Y	R	W-L-T
1994	1/0	8	0	0	0	0	0	0-0-1
1995	1/0	28	0	0	0	0	0	0-1-0
1999	2/2	136	1	1	3	1	0	2-0-0
<b>3-Year Totals</b>	<b>4/2</b>	<b>172</b>	<b>1</b>	<b>1</b>	<b>3</b>	<b>1</b>	<b>0</b>	<b>2-1-1</b>

**BROOKS, JOHN**

Defender / Ht.: 6-4 / Wt.: 170 / Born: Jan. 28, 1993

	GP/GS	MIN	G	A	Pts	Y	R	W-L-T
2013	2/2	180	0	0	0	0	0	1-1-0
2014	6/4	421	1	0	2	0	0	3-2-1
2015	10/10	871	1	0	2	3	0	5-2-3
2016	11/11	887	1	0	2	2	0	7-4-0
2017	4/4	261	0	0	0	0	0	2-0-2
2018	3/3	270	0	0	0	0	0	0-3-0
2019	2/2	180	0	0	0	0	0	2-0-0
2020	1/1	90	0	0	0	0	0	0-0-1
2021	6/6	496	0	0	0	2	0	4-1-1
<b>9-Year Totals</b>	<b>45/43</b>	<b>3556</b>	<b>3</b>	<b>0</b>	<b>6</b>	<b>7</b>	<b>0</b>	<b>24-13-8</b>

**BROSE, DARIO**

Midfielder / Ht.: 5-6 / Wt.: 150 / Born: Jan. 27, 1970

	GP/GS	MIN	G	A	Pts	Y	R	W-L-T
1994	2/0	80	0	0	0	0	0	1-0-1
1996	1/1	90	1	0	0	0	0	0-1-0
1997	1/1	45	0	0	0	0	0	0-1-0
<b>3-Year Totals</b>	<b>4/2</b>	<b>215</b>	<b>1</b>	<b>0</b>	<b>2</b>	<b>0</b>	<b>0</b>	<b>1-2-1</b>

**BROWN, C.J.**

Defender / Ht.: 6-0 / Wt.: 185 / Born: June 15, 1975

	GP/GS	MIN	G	A	Pts	Y	R	W-L-T
1998	1/0	1	0	0	0	0	0	0-0-1
1999	8/7	656	0	0	0	0	1	6-1-1
2000	5/3	327	0	0	0	0	0	3-0-2
2003	1/1	90	0	0	0	0	0	1-0-0
<b>4-Year Totals</b>	<b>15/11</b>	<b>1074</b>	<b>0</b>	<b>0</b>	<b>0</b>	<b>1</b>	<b>0</b>	<b>10-1-4</b>

**BRUIN, WILL**

Defender / Ht.: 6-2 / Wt.: 195 / Born: Oct. 24, 1989

	GP/GS	MIN	G	A	Pts	Y	R	W-L-T
2013	2/0	35	0	0	0	0	0	1-0-1

**BUDDLE, EDSON**

Forward / Ht.: 6-1 / Wt.: 185 / Born: May 21, 1981

	GP/GS	MIN	G	A	Pts	Y	R	W-L-T
2003	1/0	11	0	0	0	0	0	1-0-0
2010	5/3	208	2	1	5	0	0	2-2-1
2011	4/2	214	1	0	2	0	0	1-2-1
2012	1/0	1	0	0	0	0	0	1-0-0
<b>4-Year Totals</b>	<b>11/5</b>	<b>434</b>	<b>3</b>	<b>1</b>	<b>7</b>	<b>0</b>	<b>0</b>	<b>5-4-2</b>

**BUNBURY, TEAL**

Forward / Ht.: 6-2 / Wt.: 185 / Born: Feb. 27, 1990

	GP/GS	MIN	G	A	Pts	Y	R	W-L-T
2010	1/0	45	0	0	0	0	0	1-0-0
2011	1/0	31	1	0	2	0	0	0-0-1
2012	2/2	162	0	1	1	0	0	2-0-0
<b>3-Year Totals</b>	<b>4/2</b>	<b>238</b>	<b>1</b>	<b>1</b>	<b>3</b>	<b>0</b>	<b>0</b>	<b>3-0-1</b>

**BURNS, MIKE**

Defender / Ht.: 5-9 / Wt.: 165 / Born: Sept. 14, 1970

	GP/GS	MIN	G	A	Pts	Y	R	W-L-T
1992	1/1	90	0	0	0	0	0	1-0-0
1994	20/16	1467	0	2	2	7	0	6-4-10
1995	14/13	1172	0	1	1	2	0	5-6-3
1996	13/9	911	0	2	2	2	0	8-3-2
1997	13/9	887	0	1	1	1	0	3-5-5
1998	14/13	1170	0	0	0	3	0	6-5-3
<b>6-Year Totals</b>	<b>75/60</b>	<b>5697</b>	<b>0</b>	<b>6</b>	<b>6</b>	<b>15</b>	<b>0</b>	<b>29-23-23</b>

**BUSIO, GIANLUCA**

Midfielder / Ht.: 5-9 / Wt.: 145 / Born: May 28, 2002

	GP/GS	MIN	G	A	Pts	Y	R	W-L-T
2021	8/5	480	0	1	1	0	0	7-0-1

**CALICHMAN, DAN**

Defender / Ht.: 6-0 / Wt.: 180 / Born: Feb. 21, 1968

	GP/GS	MIN	G	A	Pts	Y	R	W-L-T
1997	3/2	154	0	0	0	0	0	0-3-0

**CALIFF, DAN**

Defender / Ht.: 6-1 / Wt.: 175 / Born: March 17, 1980

	GP/GS	MIN	G	A	Pts	Y	R	W-L-T
2002	2/2	180	0	0	0	1	0	2-0-0
2003	9/9	810	0	0	0	3	0	5-2-2
2004	1/0	16	1	0	2	0	0	0-0-1
2005	1/1	90	0	0	0	0	0	1-0-0
2007	5/1	208	0	0	0	0	0	3-2-0
2008	3/3	270	0	0	0	0	0	1-1-1
2009	2/2	180	0	0	0	1	0	1-0-1
<b>7-Year Totals</b>	<b>23/18</b>	<b>1754</b>	<b>1</b>	<b>0</b>	<b>2</b>	<b>5</b>	<b>0</b>	<b>13-5-5</b>

**CALIGIURI, PAUL**

Defender / Ht.: 5-10 / Wt.: 175 / Born: March 9, 1964

	GP/GS	MIN	G	A	Pts	Y	R	W-L-T
1984	6/6	540	0	0	0	0	0	2-2-2
1985	8/7	560	1	0	2	0	0	2-3-3
1986	2/2	180	0	0	0	0	0	0-0-2
1989	5/4	405	1	0	2	0	0	3-2-0
1990	16/13	1150	2	1	5	1	0	4-11-1
1991	8/8	720	0	0	0	0	0	6-2-0
1992	7/6	509	0	1	1	0	0	3-2-2
1993	15/12	1075	0	0	0	1	0	2-4-9
1994	20/16	1420	0	2	2	1	0	4-7-9
1995	14/14	1250	1	0	2	0	0	5-5-4
1996	8/4	454	0	0	0	3	0	6-1-1
1997	1/1	90	0	0	0	0	0	1-0-0
<b>12-Year Totals</b>	<b>110/93</b>	<b>8353</b>	<b>5</b>	<b>4</b>	<b>14</b>	<b>6</b>	<b>0</b>	<b>38-37-35</b>

**CAMERON, GEOFF**

Midfielder / Ht.: 6-3 / Wt.: 185 / Born: July 11, 1985

	GP/GS	MIN	G	A	Pts	Y	R	W-L-T
2010	1/0	5	0	0	0	0	0	1-0-0
2012	10/9	812	0	0	0	0	1	7-1-2
2013	12/10	938	1	1	3	2	0	6-4-2
2014	8/8	705	0	0	0	2	0	4-2-2
2015	6/5	435	2	0	4	0	0	2-3-1
2016	12/12	1080	1	0	2	0	0	8-4-0
2017	6/5	401	0	0	0	1	0	2-1-3
<b>7-Year Totals</b>	<b>55/49</b>	<b>4376</b>	<b>4</b>	<b>1</b>	<b>9</b>	<b>5</b>	<b>1</b>	<b>30-15-10</b>

**CANNON, REGGIE**

Defender / Ht.: 5-11 / Wt.: 165 / Born: June 11, 1998

	GP/GS	MIN	G	A	Pts	Y	R	W-L-T
2018	2/2	161	0	0	0	1	0	0-1-1
2019	8/6	561	0	1	1	0	0	5-2-1
2020	3/2	183	0	1	1	0	0	2-0-1
2021	9/4	417	1	0	2	0	0	8-1-0
<b>4-Year Totals</b>	<b>22/16</b>	<b>1322</b>	<b>1</b>	<b>2</b>	<b>4</b>	<b>1</b>	<b>0</b>	<b>15-4-3</b>

**CARDOSO, JOHNNY**

Midfielder / Ht.: 5-11 / Wt.: 165 / Born: Sept. 20, 2001

	GP/GS	MIN	G	A	Pts	Y	R	W-L-T
2020	2/0	47	0	0	0	0	0	1-0-1
2021	1/1	63	0	0	0	0	0	1-0-0
<b>2-Year Totals</b>	<b>3/1</b>	<b>110</b>	<b>0</b>	<b>0</b>	<b>0</b>	<b>0</b>	<b>0</b>	<b>2-0-1</b>

CARROLL, BRIAN

Midfielder / Ht.: 5-10 / Wt.: 150 / Born: July 20, 1981

	GP/GS	MIN	G	A	Pts	Y	R	W-L-T
2005	2/2	180	0	0	0	0	0	1-0-1
2006	2/0	40	0	0	0	0	0	2-0-0
2007	2/0	17	0	0	0	1	0	2-0-0
2009	1/0	22	0	0	0	0	0	1-0-0
2010	1/1	90	0	0	0	0	0	1-0-0
<b>5-Year Totals</b>	<b>8/3</b>	<b>349</b>	<b>0</b>	<b>0</b>	<b>0</b>	<b>1</b>	<b>0</b>	<b>7-0-1</b>

CARTER-VICKERS, CAMERON

Defender / Ht.: 6-1 / Wt.: 200 / Born: Dec. 31, 1997

	GP/GS	MIN	G	A	Pts	Y	R	W-L-T
2017	1/0	45	0	0	0	0	0	0-0-1
2018	6/6	611	0	0	0	2	0	2-2-2
2019	1/1	66	0	0	0	0	0	0-1-0
<b>3-Year Totals</b>	<b>8/7</b>	<b>722</b>	<b>0</b>	<b>0</b>	<b>0</b>	<b>2</b>	<b>0</b>	<b>2-3-3</b>

CASEY, CONOR

Forward / Ht.: 6-1 / Wt.: 170 / Born: July 25, 1981

	GP/GS	MIN	G	A	Pts	Y	R	W-L-T
2004	6/6	391	0	1	1	2	0	5-0-1
2005	2/1	75	0	0	0	0	0	1-1-0
2008	1/0	15	0	0	0	0	0	1-0-0
2009	8/4	344	2	4	4	1	0	4-3-1
2010	2/1	76	0	0	0	0	0	1-1-0
<b>5-Year Totals</b>	<b>19/12</b>	<b>901</b>	<b>2</b>	<b>1</b>	<b>5</b>	<b>3</b>	<b>0</b>	<b>12-5-2</b>

CASTILLO, EDGAR

Midfielder / Ht.: 5-7 / Wt.: 145 / Born: Oct. 8, 1986

	GP/GS	MIN	G	A	Pts	Y	R	W-L-T
2009	1/0	30	0	0	0	0	0	0-1-0
2011	2/2	180	0	0	0	0	0	0-1-1
2012	4/2	195	0	0	0	0	0	2-1-1
2013	8/3	361	0	2	2	0	0	8-0-0
2014	1/1	62	0	0	0	0	0	0-1-0
2016	2/2	180	0	0	0	0	0	1-1-0
<b>6-Year Totals</b>	<b>18/10</b>	<b>1008</b>	<b>0</b>	<b>2</b>	<b>2</b>	<b>0</b>	<b>0</b>	<b>11-5-2</b>

CHANDLER, TIMMY

Defender / Ht.: 6-1 / Wt.: 180 / Born: March 29, 1990

	GP/GS	MIN	G	A	Pts	Y	R	W-L-T
2011	8/7	640	0	0	0	1	0	2-5-1
2012	1/1	90	0	0	0	0	0	0-0-1
2013	1/1	90	0	0	0	0	0	0-1-0
2014	7/5	468	0	0	0	0	0	4-1-2
2015	9/9	766	1	2	4	3	0	5-1-3
2016	3/2	208	0	0	0	2	0	1-2-0
<b>6-Year Totals</b>	<b>29/25</b>	<b>2262</b>	<b>1</b>	<b>2</b>	<b>4</b>	<b>5</b>	<b>0</b>	<b>12-10-7</b>

CHERUNDOLO, STEVE

Defender / Ht.: 5-6 / Wt.: 145 / Born: Feb. 19, 1979

	GP/GS	MIN	G	A	Pts	Y	R	W-L-T
1999	1/1	90	0	0	0	0	0	0-0-1
2001	8/8	677	0	1	1	1	0	3-2-3
2002	1/1	71	0	0	0	0	0	0-1-0
2003	5/5	425	0	0	0	3	0	3-1-1
2004	6/5	389	0	2	2	0	0	4-1-1
2005	10/10	826	0	1	1	0	0	6-2-2
2006	7/7	556	1	1	3	1	0	2-4-1
2007	5/5	394	1	1	3	0	0	3-2-0
2008	8/8	581	0	1	4	1	0	5-2-1
2009	6/5	423	0	1	1	0	0	4-2-0
2010	8/7	705	0	2	2	2	0	3-3-2
2011	13/12	1000	0	0	0	1	0	6-6-1
2012	9/9	781	0	0	0	0	0	6-1-2
<b>13-Year Totals</b>	<b>87/83</b>	<b>6918</b>	<b>2</b>	<b>10</b>	<b>14</b>	<b>12</b>	<b>1</b>	<b>45-27-15</b>

CHING, BRIAN

Forward / Ht.: 6-1 / Wt.: 195 / Born: May 24, 1978

	GP/GS	MIN	G	A	Pts	Y	R	W-L-T
2003	1/0	16	0	0	0	0	0	1-0-0
2004	4/2	222	2	0	4	0	0	1-0-3
2005	6/4	385	0	0	0	0	0	4-1-1
2006	9/5	421	2	0	4	0	0	5-2-2
2007	5/3	260	1	2	4	1	0	5-0-0
2008	7/6	480	4	1	9	0	0	7-0-0
2009	11/10	795	1	1	3	0	0	8-1-2
2010	2/0	90	1	1	3	0	0	1-1-0
<b>8-Year Totals</b>	<b>45/30</b>	<b>2669</b>	<b>11</b>	<b>5</b>	<b>27</b>	<b>1</b>	<b>0</b>	<b>32-5-8</b>

CHRONOPOULOS, TED

Defender / Ht.: 6-0 / Wt.: 168 / Born: Sept. 16, 1972

	GP/GS	MIN	G	A	Pts	Y	R	W-L-T
1999	1/0	19	0	0	0	0	0	1-0-0

CHUNG, MARK

Midfielder / Ht.: 5-7 / Wt.: 140 / Born: June 18, 1970

	GP/GS	MIN	G	A	Pts	Y	R	W-L-T
1992	7/2	285	0	0	0	0	0	2-3-2
1993	14/3	519	2	2	6	0	0	4-4-6
1994	1/0	7	0	0	0	0	0	0-0-1
1997	1/1	59	0	0	0	0	0	0-1-0
1998	1/0	21	0	0	0	0	0	0-0-1
<b>5-Year Totals</b>	<b>24/6</b>	<b>891</b>	<b>2</b>	<b>2</b>	<b>6</b>	<b>0</b>	<b>0</b>	<b>6-8-10</b>

CLARK, COLIN

Midfielder / Ht.: 5-11 / Wt.: 161 / Born: April 11, 1984

	GP/GS	MIN	G	A	Pts	Y	R	W-L-T
2009	1/1	70	0	0	0	0	0	0-0-1

CLARK, RICARDO

Midfielder / Ht.: 5-10 / Wt.: 150 / Born: May 10, 1983

	GP/GS	MIN	G	A	Pts	Y	R	W-L-T
2005	1/0	23	0	0	0	0	0	1-0-0
2007	9/6	577	1	1	3	0	0	6-3-0
2008	6/5	449	0	0	0	2	0	4-1-1
2009	11/10	812	1	0	2	0	1	7-4-0
2010	4/4	255	0	0	0	2	0	2-1-1
2011	1/0	7	0	0	0	0	0	0-0-1
2012	2/1	95	1	0	2	0	0	2-0-0
<b>7-Year Totals</b>	<b>34/26</b>	<b>2218</b>	<b>3</b>	<b>1</b>	<b>7</b>	<b>4</b>	<b>1</b>	<b>22-9-3</b>

CLAVIJO, FERNANDO

Defender / Ht.: 5-10 / Wt.: 160 / Born: Jan. 23, 1957

	GP/GS	MIN	G	A	Pts	Y	R	W-L-T
1990	1/1	90	0	0	0	0	0	0-0-1
1991	14/13	1195	0	0	0	1	1	7-4-3
1992	15/12	1160	0	1	1	1	0	4-8-3
1993	23/23	2029	0	0	0	2	1	6-8-9
1994	8/6	591	0	0	0	3	1	2-4-2
<b>5-Year Totals</b>	<b>61/55</b>	<b>5332</b>	<b>0</b>	<b>1</b>	<b>1</b>	<b>7</b>	<b>3</b>	<b>19-24-18</b>

CONRAD, JIMMY

Defender / Ht.: 6-2 / Wt.: 185 / Born: Feb. 12, 1977

	GP/GS	MIN	G	A	Pts	Y	R	W-L-T
2005	8/6	626	0	0	0	0	0	4-1-3
2006	9/8	759	0	0	0	0	0	5-2-2
2007	6/6	540	1	0	2	0	0	3-2-1
2008	1/1	45	0	0	0	0	0	1-0-0
2009	3/2	155	0	0	0	1	0	1-1-1
2010	1/0	17	0	0	0	0	1	0-1-0
<b>6-Year Totals</b>	<b>28/23</b>	<b>2142</b>	<b>1</b>	<b>0</b>	<b>2</b>	<b>1</b>	<b>1</b>	<b>14-7-7</b>

CONVEY, BOBBY

Defender/Midfielder / Ht.: 5-8 / Wt.: 150 / Born: May 27, 1983

	GP/GS	MIN	G	A	Pts	Y	R	W-L-T
2000	1/0	1	0	0	0	0	0	1-0-0
2001	1/1	64	0	0	0	0	0	0-1-0
2002	1/0	29	0	0	0	0	0	1-0-0
2003	15/11	988	1	2	4	3	0	9-4-2
2004	9/7	717	0	1	1	2	0	5-1-3
2005	7/4	396	0	1	1	2	1	4-2-1
2006	8/4	401	0	1	1	0	0	3-4-1
2007	3/1	156	0	0	0	0	0	1-2-0
2008	1/1	69	0	0	0	0	0	0-0-1
<b>9-Year Totals</b>	<b>46/29</b>	<b>2420</b>	<b>1</b>	<b>5</b>	<b>7</b>	<b>7</b>	<b>1</b>	<b>24-14-8</b>

USMNT | MNT History | World Cup History | Programs | Competitions | U.S. History & Info

## COOPER, KENNY

Forward / Ht.: 6-3 / Wt.: 207 / Born: Oct. 21, 1984

	GP/GS	MIN	G	A	Pts	Y	R	W-L-T
2007	2/0	60	1	0	2	1	0	1-0-1
2008	1/1	75	1	0	2	0	0	1-0-0
2009	7/1	205	2	0	4	1	0	4-1-2
<b>3-Year Totals</b>	<b>10/2</b>	<b>340</b>	<b>4</b>	<b>0</b>	<b>8</b>	<b>2</b>	<b>0</b>	<b>6-1-3</b>

## CORONA, JOE

Forward / Ht.: 5-10 / Wt.: 165 / Born: July 9, 1990

	GP/GS	MIN	G	A	Pts	Y	R	W-L-T
2012	3/0	26	0	0	0	0	0	3-0-0
2013	8/5	411	2	0	4	0	0	8-0-0
2014	3/1	125	0	0	0	0	0	1-0-2
2015	3/2	210	0	0	0	0	0	2-0-1
2017	3/3	199	1	0	2	1	0	2-0-1
2018	3/1	91	0	1	1	2	0	1-1-1
<b>6-Year Totals</b>	<b>23/12</b>	<b>1062</b>	<b>3</b>	<b>1</b>	<b>7</b>	<b>3</b>	<b>0</b>	<b>17-1-5</b>

## CORRALES, RAMIRO

Defender/Midfielder / Ht.: 6-0 / Wt.: 160 / Born: March 12, 1977

	GP/GS	MIN	G	A	Pts	Y	R	W-L-T
1996	1/0	10	0	0	0	0	0	0-1-0
1997	2/1	120	0	0	0	0	0	0-1-1
2004	1/1	65	0	0	0	0	0	0-0-1
2008	2/2	180	0	0	0	1	0	1-0-1
<b>4-Year Totals</b>	<b>6/4</b>	<b>375</b>	<b>0</b>	<b>0</b>	<b>0</b>	<b>1</b>	<b>0</b>	<b>1-2-3</b>

## COVONE, NEIL

Midfielder / Ht.: 5-6 / Wt.: 140 / Born: Aug. 31, 1969

	GP/GS	MIN	G	A	Pts	Y	R	W-L-T
1988	3/2	135	0	0	0	0	0	1-2-0
1990	3/1	108	0	0	0	0	0	3-0-0
<b>2-Year Totals</b>	<b>6/3</b>	<b>243</b>	<b>0</b>	<b>0</b>	<b>0</b>	<b>0</b>	<b>0</b>	<b>4-2-0</b>

## COWELL, CADE

Forward / Ht.: 6-0 / Wt.: 165 / Born: Oct. 14, 2003

	GP/GS	MIN	G	A	Pts	Y	R	W-L-T
2021	1/0	12	0	0	0	0	0	1-0-0

## COZIER, MAC

Forward / Ht.: 5-8 / Wt.: 165 / Born: Oct. 23, 1973

	GP/GS	MIN	G	A	Pts	Y	R	W-L-T
1996	1/0	58	0	1	1	0	0	0-1-0

## CRONIN, SAM

Midfielder / Ht.: 5-10 / Wt.: 165 / Born: Dec. 12, 1986

	GP/GS	MIN	G	A	Pts	Y	R	W-L-T
2009	2/1	100	0	0	0	0	0	0-1-1

## CRUZ, ALBERTO

Defender / Ht.: 5-9 / Wt.: 165 / Born: July 10, 1971

	GP/GS	MIN	G	A	Pts	Y	R	W-L-T
1991	1/0	45	0	0	0	0	0	1-0-0

## CULLEN, LEO

Defender / Ht.: 5-8 / Wt.: 160 / Born: Feb. 28, 1976

	GP/GS	MIN	G	A	Pts	Y	R	W-L-T
1999	2/1	94	0	0	0	0	0	1-0-1
2002	1/0	45	0	0	0	0	0	1-0-0
<b>2-Year Totals</b>	<b>3/1</b>	<b>139</b>	<b>0</b>	<b>0</b>	<b>0</b>	<b>0</b>	<b>0</b>	<b>2-0-1</b>

## CUNNINGHAM, JEFF

Forward / Ht.: 5-8 / Wt.: 155 / Born: Aug. 21, 1976

	GP/GS	MIN	G	A	Pts	Y	R	W-L-T
2001	1/0	45	0	0	0	0	0	0-1-0
2002	4/0	83	0	1	1	0	0	4-0-0
2003	3/1	79	0	1	1	0	0	2-1-0
2005	2/1	57	0	0	0	1	0	1-0-1
2009	2/1	69	1	0	2	0	0	0-2-0
2010	2/1	68	0	0	0	0	0	1-1-0
<b>6-Year Totals</b>	<b>14/4</b>	<b>401</b>	<b>1</b>	<b>2</b>	<b>4</b>	<b>1</b>	<b>0</b>	<b>8-5-1</b>

## DAVIES, CHARLIE

Forward / Ht.: 5-10 / Wt.: 160 / Born: June 25, 1986

	GP/GS	MIN	G	A	Pts	Y	R	W-L-T
2007	3/0	58	0	0	0	0	0	1-2-0
2008	1/0	22	1	0	2	0	0	0-1-0
2009	13/9	745	3	2	8	0	0	8-4-1
<b>3-Year Totals</b>	<b>17/9</b>	<b>825</b>	<b>4</b>	<b>2</b>	<b>10</b>	<b>0</b>	<b>0</b>	<b>9-7-1</b>

## DAVIS, BRAD

Midfielder / Ht.: 5-11 / Wt.: 165 / Born: Nov. 8, 1981

	GP/GS	MIN	G	A	Pts	Y	R	W-L-T
2005	2/1	112	0	0	0	1	0	1-0-1
2008	1/1	71	0	0	0	0	0	1-0-0
2010	2/1	75	0	1	1	0	0	1-1-0
2013	7/2	244	0	2	2	1	0	4-1-2
2014	5/4	298	0	2	2	0	0	3-1-1
<b>5-Year Totals</b>	<b>17/9</b>	<b>800</b>	<b>0</b>	<b>5</b>	<b>5</b>	<b>2</b>	<b>0</b>	<b>10-3-4</b>

## DAYAK, TROY

Defender / Ht.: 5-11 / Wt.: 175 / Born: Jan. 21, 1971

	GP/GS	MIN	G	A	Pts	Y	R	W-L-T
1990	5/2	220	0	0	0	0	0	1-2-2
1991	4/4	345	0	0	0	0	0	1-2-1
<b>2-Year Totals</b>	<b>9/6</b>	<b>565</b>	<b>0</b>	<b>0</b>	<b>0</b>	<b>0</b>	<b>0</b>	<b>2-4-3</b>

## DEBRITO, JOHN

Midfielder / Ht.: 6-2 / Wt.: 168 / Born: Dec. 3, 1968

	GP/GS	MIN	G	A	Pts	Y	R	W-L-T
1991	1/0	15	0	0	0	0	0	0-1-0
1992	5/3	303	0	0	0	0	0	1-2-2
<b>2-Year Totals</b>	<b>6/3</b>	<b>318</b>	<b>0</b>	<b>0</b>	<b>0</b>	<b>0</b>	<b>0</b>	<b>1-3-2</b>

## DEERING, CHAD

Midfielder / Ht.: 6-1 / Wt.: 165 / Born: Sept. 2, 1970

	GP/GS	MIN	G	A	Pts	Y	R	W-L-T
1993	2/0	85	0	0	0	0	0	0-1-1
1994	1/0	44	0	0	0	0	0	0-1-0
1995	1/1	46	0	0	0	0	0	0-0-1
1997	1/1	45	0	0	0	0	0	1-0-0
1998	6/6	519	1	0	2	1	0	2-1-3
1999	2/2	156	0	1	1	0	0	1-1-0
2000	5/2	213	0	0	0	0	0	1-2-2
<b>7-Year Totals</b>	<b>18/12</b>	<b>1108</b>	<b>1</b>	<b>1</b>	<b>3</b>	<b>1</b>	<b>0</b>	<b>5-6-7</b>

## DE LA FUENTE, KONRAD

Midfielder / Ht.: 5-7 / Wt.: 140 / Born: July 16, 2001

	GP/GS	MIN	G	A	Pts	Y	R	W-L-T
2020	1/1	71	0	0	0	0	0	0-0-1
2021	2/1	72	0	0	0	0	0	0-0-2
<b>2-Year Totals</b>	<b>3/2</b>	<b>143</b>	<b>0</b>	<b>0</b>	<b>0</b>	<b>0</b>	<b>0</b>	<b>0-0-3</b>

## DELAGARZA, A.J.

Defender / Ht.: 5-9 / Wt.: 145 / Born: Nov. 4, 1987

	GP/GS	MIN	G	A	Pts	Y	R	W-L-T
2018	1/0	13	0	0	0	0	0	0-1-0

## DE LA TORRE, LUCA

Midfielder / Ht.: 5-9 / Wt.: 150 / Born: May 23, 1998

	GP/GS	MIN	G	A	Pts	Y	R	W-L-T
2012	2/2	180	0	0	0	1	0	2-0-0
2021	3/0	45	0	1	1	0	0	3-0-0
<b>2-Year Totals</b>	<b>4/0</b>	<b>58</b>	<b>0</b>	<b>1</b>	<b>1</b>	<b>0</b>	<b>0</b>	<b>4-1-0</b>

## DELGADO, MARKY

Midfielder / Ht.: 5-9 / Wt.: 150 / Born: May 16, 1995

	GP/GS	MIN	G	A	Pts	Y	R	W-L-T
2018	6/3	268	0	0	0	0	0	2-3-1

## DEMERIT, JAY

Defender / Ht.: 5-11 / Wt.: 180 / Born: Dec. 4, 1979

	GP/GS	MIN	G	A	Pts	Y	R	W-L-T
2007	6/4	359	0	0	0	1	0	2-3-1
2008	3/1	148	0	0	0	0	0	2-0-1
2009	7/6	560	0	0	0	1	0	3-4-0
2010	7/7	639	0	0	0	1	0	3-2-2
2011	2/2	131	0	0	0	0	0	0-1-1
<b>5-Year Totals</b>	<b>25/20</b>	<b>1837</b>	<b>0</b>	<b>0</b>	<b>0</b>	<b>3</b>	<b>0</b>	<b>10-10-5</b>

**DEMPSEY, CLINT**

Forward / Ht.: 6-1 / Wt.: 170 / Born: March 9, 1983

	GP/GS	MIN	G	A	Pts	Y	R	W-L-T
2004	1/0	25	0	0	0	0	0	0-0-1
2005	13/8	789	2	1	5	1	0	9-1-3
2006	9/7	609	4	1	9	0	0	4-2-3
2007	13/13	1048	3	2	8	0	0	10-2-1
2008	10/10	765	4	1	9	1	0	6-2-2
2009	14/14	1211	4	2	10	0	0	7-6-1
2010	8/7	696	2	0	4	1	0	3-1-3
2011	14/13	1215	5	2	12	1	0	6-7-1
2012	9/8	755	6	1	13	1	0	5-2-2
2013	10/10	899	6	2	14	0	0	6-3-1
2014	9/9	805	3	0	6	0	0	3-3-3
2015	10/8	823	9	0	18	0	0	5-3-2
2016	10/10	769	4	4	12	0	0	6-4-0
2017	11/6	632	5	3	13	1	0	6-2-3
<b>14-Year Totals</b>	<b>141/123</b>	<b>11041</b>	<b>57</b>	<b>19</b>	<b>133</b>	<b>6</b>	<b>0</b>	<b>76-38-26</b>

**DEST, SERGIÑO**

Defender / Ht.: 5-9 / Wt.: 140 / Born: Nov. 3, 2000

	GP/GS	MIN	G	A	Pts	Y	R	W-L-T
2019	3/3	156	0	1	1	0	0	1-1-1
2020	2/2	177	0	0	0	0	0	1-0-1
2021	10/9	619	2	1	5	0	0	7-1-2
<b>3-Year Totals</b>	<b>15/14</b>	<b>952</b>	<b>2</b>	<b>2</b>	<b>6</b>	<b>0</b>	<b>0</b>	<b>9-2-4</b>

**DIKE, DARYL**

Forward / Ht.: 6-2 / Wt.: 210 / Born: June 3, 2000

	GP/GS	MIN	G	A	Pts	Y	R	W-L-T
2021	8/5	439	3	0	6	0	0	8-0-0

**DISKERUD, MIX**

Midfielder / Ht.: 6-0 / Wt.: 150 / Born: Oct. 2, 1990

	GP/GS	MIN	G	A	Pts	Y	R	W-L-T
2010	1/0	12	0	1	1	0	0	1-0-0
2011	1/1	90	0	0	0	0	0	0-0-1
2012	1/0	4	1	0	2	0	0	0-0-1
2013	13/6	714	1	0	2	0	0	11-1-1
2014	9/6	514	3	0	6	0	0	5-2-2
2015	11/6	600	1	1	3	1	0	7-4-0
2016	2/1	122	0	0	0	0	0	1-1-0
<b>7-Year Totals</b>	<b>38/20</b>	<b>2056</b>	<b>6</b>	<b>2</b>	<b>14</b>	<b>1</b>	<b>0</b>	<b>25-8-5</b>

**DONIGAN, DAN**

Forward / Ht.: 5-10 / Wt.: 155 / Born: Aug. 3, 1966

	GP/GS	MIN	G	A	Pts	Y	R	W-L-T
1990	1/1	78	0	0	0	0	0	1-0-0

**DONOVAN, LONDON**

Midfielder / Ht.: 5-8 / Wt.: 160 / Born: March 4, 1982

	GP/GS	MIN	G	A	Pts	Y	R	W-L-T
2000	1/0	58	1	1	3	0	0	1-0-0
2001	8/7	634	0	1	1	0	0	2-5-1
2002	20/17	1563	6	2	14	5	0	12-6-2
2003	15/13	1224	7	5	19	1	0	9-4-2
2004	14/14	1243	5	6	15	0	0	7-1-6
2005	15/12	1169	6	6	18	1	0	10-2-3
2006	11/10	925	0	3	3	1	0	5-3-3
2007	12/11	972	9	4	22	1	0	9-2-1
2008	9/9	763	3	5	11	0	0	7-0-2
2009	15/15	1350	5	10	20	2	0	8-5-2
2010	8/8	706	3	3	9	0	0	3-2-3
2011	10/8	790	1	2	4	3	0	4-4-2
2012	6/6	476	3	1	7	0	0	3-1-2
2013	10/10	818	8	8	24	0	0	9-1-0
2014	3/2	162	0	1	1	0	0	1-0-2
<b>15-Year Totals</b>	<b>157/142</b>	<b>12853</b>	<b>57</b>	<b>58</b>	<b>171</b>	<b>4</b>	<b>0</b>	<b>90-36-31</b>

**DOOLEY, THOMAS**

Defender/Midfielder / Ht.: 6-1 / Wt.: 168 / Born: May 12, 1961

	GP/GS	MIN	G	A	Pts	Y	R	W-L-T
1992	5/5	450	0	1	1	0	0	2-2-1
1993	17/17	1437	4	2	10	1	0	8-7-2
1994	22/21	1829	0	0	0	1	0	4-7-11
1995	9/9	786	1	0	2	1	0	4-3-2
1996	9/8	589	2	0	4	2	0	6-2-1
1997	10/10	887	0	0	0	0	0	4-2-4
1998	8/7	659	0	0	0	0	0	3-3-2
1999	1/1	90	0	0	0	0	0	1-0-0
<b>8-Year Totals</b>	<b>81/76</b>	<b>5840</b>	<b>7</b>	<b>3</b>	<b>17</b>	<b>5</b>	<b>0</b>	<b>32-26-23</b>

**DOYLE, JOHN**

Defender / Ht.: 6-3 / Wt.: 185 / Born: April 16, 1966

	GP/GS	MIN	G	A	Pts	Y	R	W-L-T
1987	3/3	270	0	0	0	0	0	1-2-0
1988	4/4	290	0	0	0	0	0	0-2-2
1989	6/3	330	1	0	2	0	0	3-2-1
1990	10/9	790	0	0	0	0	0	3-6-1
1991	5/5	450	1	0	2	2	0	2-0-3
1992	12/12	1080	0	1	1	2	0	4-6-2
1993	9/9	810	1	0	2	2	0	1-5-3
1994	4/4	316	0	1	1	0	0	1-2-1
<b>8-Year Totals</b>	<b>53/49</b>	<b>4336</b>	<b>3</b>	<b>2</b>	<b>8</b>	<b>6</b>	<b>0</b>	<b>15-25-13</b>

**DUFRENE, RONIL**

Midfielder / Ht.: 5-9 / Wt.: 170 / Born: July 4, 1962

	GP/GS	MIN	G	A	Pts	Y	R	W-L-T
1991	2/1	110	0	0	0	0	0	0-2-0

**DUNCAN, KYLE**

Defender / Ht.: 5-10 / Wt.: 150 / Born: Aug. 8, 1997

	GP/GS	MIN	G	A	Pts	Y	R	W-L-T
2020	1/0	16	0	0	0	0	0	1-0-0

**DUNIVANT, TODD**

Defender / Ht.: 6-0 / Wt.: 174 / Born: Dec. 26, 1980

	GP/GS	MIN	G	A	Pts	Y	R	W-L-T
2006	2/2	179	0	2	2	0	0	2-0-0

**DUNN, JASON**

Forward / Ht.: 6-1 / Born: Oct. 4, 1971

	GP/GS	MIN	G	A	Pts	Y	R	W-L-T
1994	3/1	119	0	0	0	0	0	1-1-1

**DWYER, DOM**

Forward / Ht.: 5-9 / Wt.: 180 / Born: July 30, 1990

	GP/GS	MIN	G	A	Pts	Y	R	W-L-T
2017	4/3	253	2	0	4	0	0	2-0-2

**EBOBISSE, JEREMY**

Forward / Ht.: 6-0 / Wt.: 175 / Born: Feb. 14, 1997

	GP/GS	MIN	G	A	Pts	Y	R	W-L-T
2019	1/1	66	0	0	0	0	0	1-0-0

**ECK, TED**

Forward / Ht.: 6-1 / Wt.: 185 / Born: July 14, 1966

	GP/GS	MIN	G	A	Pts	Y	R	W-L-T
1989	2/0	90	0	0	0	0	0	1-0-1
1990	4/2	214	1	0	2	0	0	0-2-2
1991	5/0	143	0	0	0	0	0	3-1-1
1992	1/0	7	0	0	0	0	0	0-1-0
1996	1/1	60	0	0	0	0	0	0-1-0
<b>5-Year Totals</b>	<b>13/3</b>	<b>514</b>	<b>1</b>	<b>0</b>	<b>2</b>	<b>0</b>	<b>0</b>	<b>4-5-4</b>

**EDU, MAURICE**

Midfielder / Ht.: 6-0 / Wt.: 170 / Born: April 18, 1986

	GP/GS	MIN	G	A	Pts	Y	R	W-L-T
2007	2/2	180	0	1	1	1	0	2-0-0
2008	8/3	443	0	0	0	1	0	3-3-2
2009	1/0	1	0	0	0	0	0	0-0-1
2010	8/5	558	1	0	2	0	0	1-4-3
2011	12/8	592	0	0	0	2	0	5-6-1
2012	11/7	634	0	0	0	2	0	6-2-3
2013	3/1	131	0	0	0	0	0	1-1-1
2014	1/0	19	0	0	0	0	0	0-0-1
<b>8-Year Totals</b>	<b>46/26</b>	<b>2558</b>	<b>1</b>	<b>1</b>	<b>3</b>	<b>6</b>	<b>0</b>	<b>18-16-12</b>

## EICHMANN, ERIC

Midfielder / Ht.: 5-10 / Wt.: 160 / Born: May 7, 1965									
	GP/GS	MIN	G	A	Pts	Y	R	W-L-T	
1986	2/2	160	0	0	0	0	0	0-0-2	
1987	1/0	90	0	0	0	0	0	0-1-0	
1988	8/6	523	1	0	2	0	0	1-5-2	
1989	7/5	480	2	0	4	0	0	4-2-1	
1990	9/3	370	1	0	2	0	0	3-3-3	
1993	2/0	77	0	0	0	0	0	0-1-1	
<b>6-Year Totals</b>	<b>29/16</b>	<b>1700</b>	<b>4</b>	<b>0</b>	<b>8</b>	<b>0</b>	<b>0</b>	<b>8-12-9</b>	

## ENOCHS, JOE

Midfielder / Ht.: 5-9 / Wt.: 155 / Born: Sept. 1, 1971									
	GP/GS	MIN	G	A	Pts	Y	R	W-L-T	
2001	1/0	28	0	0	0	0	0	0-0-1	

## ERVINE, DALE

Forward / Ht.: 6-1 / Wt.: 176 / Born: May 19, 1964									
	GP/GS	MIN	G	A	Pts	Y	R	W-L-T	
1985	2/0	40	0	0	0	0	0	0-1-1	
1986	1/0	20	0	0	0	0	0	0-0-1	
1993	2/1	111	0	0	0	0	0	0-1-1	
<b>3-Year Totals</b>	<b>5/1</b>	<b>171</b>	<b>0</b>	<b>0</b>	<b>0</b>	<b>0</b>	<b>0</b>	<b>0-2-3</b>	

## ESKANDARIAN, ALECKO

Forward / Ht.: 5-9 / Wt.: 165 / Born: July 9, 1982									
	GP/GS	MIN	G	A	Pts	Y	R	W-L-T	
2003	1/0	2	0	0	0	0	0	1-0-0	

## EVANS, BRAD

Midfielder / Ht.: 6-1 / Wt.: 160 / Born: April 20, 1985									
	GP/GS	MIN	G	A	Pts	Y	R	W-L-T	
2009	3/1	129	0	0	0	1	0	2-0-1	
2010	1/1	90	0	0	0	0	0	1-0-0	
2012	2/0	28	0	0	0	0	0	2-0-0	
2013	10/9	774	1	2	4	1	0	7-1-2	
2014	1/1	73	0	0	0	0	0	1-0-0	
2015	8/3	410	0	1	1	1	0	5-3-0	
2016	1/1	45	0	0	0	0	0	1-0-0	
2017	1/0	22	0	0	0	0	0	1-0-0	
<b>8-Year Totals</b>	<b>27/16</b>	<b>1571</b>	<b>1</b>	<b>3</b>	<b>5</b>	<b>3</b>	<b>0</b>	<b>20-4-3</b>	

## FARFAN, MARCO

Defender / Ht.: 5-11 / Wt.: 150 / Born: Nov. 12, 1998									
	GP/GS	MIN	G	A	Pts	Y	R	W-L-T	
2020	1/0	45	0	0	0	0	0	1-0-0	

## FEILHABER, BENNY

Midfielder / Ht.: 5-9 / Wt.: 150 / Born: Jan. 19, 1985									
	GP/GS	MIN	G	A	Pts	Y	R	W-L-T	
2007	14/13	877	2	1	5	3	0	9-4-1	
2008	2/0	34	0	0	0	0	0	1-0-1	
2009	14/7	681	0	0	0	1	0	7-6-1	
2010	8/4	425	0	0	0	0	0	2-3-3	
2012	1/1	61	0	0	0	0	0	1-0-0	
2013	1/0	45	0	0	0	0	0	0-0-1	
2014	1/0	31	0	0	0	0	0	1-0-0	
2017	3/1	81	0	1	1	0	0	1-1-1	
<b>8-Year Totals</b>	<b>44/26</b>	<b>2235</b>	<b>2</b>	<b>2</b>	<b>6</b>	<b>4</b>	<b>0</b>	<b>22-14-8</b>	

## FERREIRA, JESÚS

Forward / Ht.: 5-8 / Wt.: 140 / Born: Dec. 24, 2000									
	GP/GS	MIN	G	A	Pts	Y	R	W-L-T	
2020	1/1	63	0	0	0	0	0	1-0-0	
2021	4/2	163	2	3	7	1	0	3-0-1	
<b>2-Year Totals</b>	<b>5/3</b>	<b>226</b>	<b>2</b>	<b>3</b>	<b>7</b>	<b>1</b>	<b>0</b>	<b>4-0-1</b>	

## FINDLEY, ROBBIE

Forward / Ht.: 5-9 / Wt.: 165 / Born: Aug. 4, 1985									
	GP/GS	MIN	G	A	Pts	Y	R	W-L-T	
2007	1/0	1	0	0	0	0	0	1-0-0	
2010	10/8	594	0	0	0	2	0	3-4-3	
<b>2-Year Totals</b>	<b>11/8</b>	<b>595</b>	<b>0</b>	<b>0</b>	<b>0</b>	<b>2</b>	<b>0</b>	<b>4-4-3</b>	

## FINLAY, ETHAN

Midfielder / Ht.: 5-9 / Wt.: 160 / Born: Aug. 6, 1990									
	GP/GS	MIN	G	A	Pts	Y	R	W-L-T	
2016	3/1	83	0	1	1	0	0	3-0-0	

## FLORES, JORGE

Midfielder / Ht.: 5-8 / Wt.: 155 / Born: Feb. 13, 1977									
	GP/GS	MIN	G	A	Pts	Y	R	W-L-T	
1996	1/0	45	0	0	0	0	0	0-1-0	

## FRANCHINO, JOE

Midfielder / Ht.: 5-7 / Wt.: 140 / Born: Aug. 8, 1976									
	GP/GS	MIN	G	A	Pts	Y	R	W-L-T	
2000	1/0	13	0	0	0	0	0	1-0-0	

## FRANKLIN, SEAN

Defender / Ht.: 5-10 / Wt.: 155 / Born: March 21, 1985									
	GP/GS	MIN	G	A	Pts	Y	R	W-L-T	
2010	1/1	90	0	0	0	0	0	0-0-1	

## FRASER, ROBIN

Defender / Ht.: 6-1 / Wt.: 175 / Born: Dec. 17, 1966									
	GP/GS	MIN	G	A	Pts	Y	R	W-L-T	
1988	5/3	305	0	0	0	0	0	0-3-2	
1990	5/5	410	0	0	0	0	0	2-1-2	
1991	2/1	162	0	0	0	0	0	1-1-0	
1997	1/1	90	0	0	0	0	0	0-1-0	
1999	8/7	654	0	0	0	2	0	4-3-1	
2000	5/5	450	0	0	0	0	0	1-1-3	
2001	1/1	90	0	0	0	0	0	0-0-1	
<b>7-Year Totals</b>	<b>27/23</b>	<b>2161</b>	<b>0</b>	<b>0</b>	<b>0</b>	<b>2</b>	<b>0</b>	<b>8-10-9</b>	

## GALL, ROMAIN

Midfielder / Ht.: 5-9 / Wt.: 140 / Born: Jan. 31, 1995									
	GP/GS	MIN	G	A	Pts	Y	R	W-L-T	
2018	1/0	7	0	0	0	0	0	0-1-0	

## GARCIA, NICK

Defender / Ht.: 5-10 / Wt.: 160 / Born: April 9, 1979									
	GP/GS	MIN	G	A	Pts	Y	R	W-L-T	
2003	5/1	149	0	0	0	0	0	4-1-0	
2004	1/1	90	0	0	0	0	0	0-0-1	
<b>2-Year Totals</b>	<b>6/2</b>	<b>239</b>	<b>0</b>	<b>0</b>	<b>0</b>	<b>0</b>	<b>0</b>	<b>4-1-1</b>	

## GARZA, GREG

Defender / Ht.: 5-8 / Wt.: 155 / Born: Aug. 16, 1991									
	GP/GS	MIN	G	A	Pts	Y	R	W-L-T	
2014	5/3	303	0	0	0	0	0	1-2-2	
2015	4/3	246	0	1	1	1	0	3-1-0	
2017	1/1	69	0	0	0	0	0	0-0-1	
<b>3-Year Total</b>	<b>10/7</b>	<b>618</b>	<b>0</b>	<b>1</b>	<b>1</b>	<b>1</b>	<b>0</b>	<b>4-3-3</b>	

## GASPER, CHASE

Defender / Ht.: 6-0 / Wt.: 180 / Born: Jan. 25, 1996									
	GP/GS	MIN	G	A	Pts	Y	R	W-L-T	
2020	1/0	13	0	0	0	0	0	1-0-0	

## GATT, JOSHUA

Forward / Ht.: 5-10 / Wt.: 165 / Born: Aug. 29, 1991									
	GP/GS	MIN	G	A	Pts	Y	R	W-L-T	
2012	1/1	62	0	0	0	0	0	0-0-1	
2013	1/0	45	0	0	0	0	0	0-0-1	
<b>2-Year Totals</b>	<b>2/1</b>	<b>107</b>	<b>0</b>	<b>0</b>	<b>0</b>	<b>0</b>	<b>0</b>	<b>0-0-2</b>	

## GAVEN, EDDIE

Midfielder / Ht.: 6-0 / Wt.: 165 / Born: Oct. 25, 1986									
	GP/GS	MIN	G	A	Pts	Y	R	W-L-T	
2004	1/0	9	0	0	0	0	0	0-0-1	
2005	2/1	60	0	0	0	0	0	1-0-1	
2007	2/0	74	0	0	0	0	0	0-2-0	
2009	1/0	14	0	0	0	0	0	1-0-0	
2010	2/1	135	0	0	0	0	0	2-0-0	
<b>5-Year Totals</b>	<b>8/2</b>	<b>292</b>	<b>0</b>	<b>0</b>	<b>0</b>	<b>0</b>	<b>0</b>	<b>4-2-2</b>	

## GIBBS, CORY

Defender / Ht.: 6-3 / Wt.: 178 / Born: Jan. 14, 1980									
	GP/GS	MIN	G	A	Pts	Y	R	W-L-T	
2003	7/6	559	0	0	0	1	0	4-2-1	
2004	7/6	559	0	0	0	2	0	4-1-2	
2005	3/3	270	0	0	0	0	0	2-0-1	
2006	2/2	166	0	0	0	0	0	0-2-0	
<b>4-Year Totals</b>	<b>19/17</b>	<b>1554</b>	<b>0</b>	<b>0</b>	<b>0</b>	<b>2</b>	<b>1</b>	<b>10-5-4</b>	

**GIL, LUIS**

Midfielder / Ht.: 5-9 / Wt.: 155 / Born: Nov. 14, 1993

	GP/GS	MIN	G	A	Pts	Y	R	W-L-T
2014	1/0	16	0	0	0	0	0	1-0-0
2015	1/0	10	0	0	0	0	0	1-0-0
<b>2-Year Total</b>	<b>2/0</b>	<b>26</b>	<b>0</b>	<b>0</b>	<b>0</b>	<b>0</b>	<b>0</b>	<b>2-0-0</b>

**GIOACCHINI, NICHOLAS**

Forward / Ht.: 6-0 / Wt.: 165 / Born: July 25, 2000

	GP/GS	MIN	G	A	Pts	Y	R	W-L-T
2020	2/1	88	2	0	4	1	0	1-0-1
2021	6/0	250	1	2	4	0	0	6-0-0
<b>2-Year Totals</b>	<b>8/1</b>	<b>338</b>	<b>3</b>	<b>2</b>	<b>8</b>	<b>1</b>	<b>0</b>	<b>7-0-1</b>

**GJONBALAJ, SADRİ**

Forward / Ht.: 5-10 / Wt.: 170 / Born: Jan. 5, 1966

	GP/GS	MIN	G	A	Pts	Y	R	W-L-T
1986	1/0	15	0	0	0	0	0	0-0-1
1987	1/1	90	0	0	0	0	0	0-1-0
1991	1/1	45	1	0	2	0	0	1-0-0
1993	2/1	73	0	0	0	0	0	0-1-1
<b>4-Year Totals</b>	<b>5/3</b>	<b>223</b>	<b>1</b>	<b>0</b>	<b>2</b>	<b>0</b>	<b>0</b>	<b>1-2-2</b>

**GOMEZ, HERCULEZ**

Forward / Ht.: 5-10 / Wt.: 165 / Born: April 6, 1982

	GP/GS	MIN	G	A	Pts	Y	R	W-L-T
2007	2/1	67	0	0	0	0	0	0-2-0
2010	6/1	164	2	0	4	0	0	2-3-1
2012	11/10	785	3	0	6	0	0	6-2-3
2013	5/4	288	1	0	2	0	0	4-0-1
<b>4-Year Totals</b>	<b>24/16</b>	<b>1304</b>	<b>6</b>	<b>0</b>	<b>12</b>	<b>0</b>	<b>0</b>	<b>12-7-5</b>

**GOMEZ, JONATHAN**

Defender / Ht.: 5-10 / Wt.: 160 / Born: Sept. 1, 2003

	GP/GS	MIN	G	A	Pts	Y	R	W-L-T
2021	1/0	6	0	0	0	0	0	1-0-0

**GONZALEZ, OMAR**

Defender / Ht.: 6-5 / Wt.: 210 / Born: Oct. 11, 1988

	GP/GS	MIN	G	A	Pts	Y	R	W-L-T
2010	1/1	90	0	0	0	0	0	0-1-0
2011	1/1	45	0	0	0	0	0	0-0-1
2013	14/13	1172	0	0	0	0	0	6-4-3
2014	8/4	476	0	0	0	1	0	3-2-3
2015	6/6	450	1	0	2	0	0	5-0-1
2016	5/5	425	0	0	0	0	0	1-3-1
2017	13/11	1037	2	0	4	2	0	7-1-5
2019	4/3	271	0	0	0	0	0	2-1-1
<b>8-Year Totals</b>	<b>52/44</b>	<b>4316</b>	<b>3</b>	<b>0</b>	<b>6</b>	<b>3</b>	<b>0</b>	<b>24-12-15</b>

**GOOCH, LYNDEN**

Midfielder / Ht.: 5-8 / Wt.: 160 / Born Dec. 24, 1995

	GP/GS	MIN	G	A	Pts	Y	R	W-L-T
2016	2/0	53	0	0	0	0	0	0-1-1
2017	1/0	31	0	0	0	0	0	0-0-1
2018	1/0	17	0	0	0	0	0	1-0-0
<b>3-Year Totals</b>	<b>4/0</b>	<b>101</b>	<b>0</b>	<b>0</b>	<b>0</b>	<b>0</b>	<b>0</b>	<b>1-1-2</b>

**GOODSON, CLARENCE**

Defender / Ht.: 6-4 / Wt.: 180 / Born: May 17, 1982

	GP/GS	MIN	G	A	Pts	Y	R	W-L-T
2008	2/1	135	0	0	0	0	0	2-0-0
2009	6/3	366	1	0	2	0	0	3-3-0
2010	9/6	540	1	1	3	0	0	4-4-1
2011	10/9	842	1	0	2	1	0	5-5-0
2012	7/6	568	0	0	0	3	0	3-1-3
2013	10/10	878	2	0	4	1	0	9-1-0
2014	2/0	63	0	0	0	0	0	1-0-1
<b>7-Year Totals</b>	<b>46/35</b>	<b>3392</b>	<b>5</b>	<b>1</b>	<b>11</b>	<b>5</b>	<b>0</b>	<b>27-14-5</b>

**GORDON, ALAN**

Forward / Ht.: 6-3 / Wt.: 190 / Born: Oct. 16, 1981

	GP/GS	MIN	G	A	Pts	Y	R	W-L-T
2012	1/0	18	0	1	1	0	0	1-0-0
2015	1/0	18	0	0	0	0	0	0-1-0
<b>2-Year Totals</b>	<b>2/0</b>	<b>36</b>	<b>0</b>	<b>1</b>	<b>1</b>	<b>0</b>	<b>0</b>	<b>1-1-0</b>

**GOSELIN, MIKE**

Defender / Ht.: 6-1

	GP/GS	MIN	G	A	Pts	Y	R	W-L-T
1992	1/0	13	0	0	0	0	0	1-0-0

**GOULET, BRENT**

Forward / Ht.: 5-10 / Wt.: 165 / Born: June 19, 1964

	GP/GS	MIN	G	A	Pts	Y	R	W-L-T
1986	2/2	160	0	0	0	0	0	0-0-2
1988	1/1	70	0	0	0	0	0	0-1-0
1989	3/3	250	0	0	0	0	0	1-1-1
1990	2/2	140	0	0	0	0	0	0-1-1
<b>4-Year Totals</b>	<b>8/8</b>	<b>620</b>	<b>0</b>	<b>0</b>	<b>0</b>	<b>0</b>	<b>0</b>	<b>1-3-4</b>

**GREEN, JULIAN**

Midfielder / Ht.: 5-7 / Wt.: 145 / Born: June 6, 1995

	GP/GS	MIN	G	A	Pts	Y	R	W-L-T
2014	5/1	170	1	0	2	0	0	2-2-1
2016	3/1	195	2	0	4	0	0	2-1-0
2018	7/4	381	1	0	2	0	0	1-3-2
<b>3-Year Total</b>	<b>15/6</b>	<b>746</b>	<b>4</b>	<b>0</b>	<b>8</b>	<b>0</b>	<b>0</b>	<b>5-6-3</b>

**GROS, JOSH**

Midfielder / Ht.: 6-0 / Wt.: 165 / Born: June 25, 1982

	GP/GS	MIN	G	A	Pts	Y	R	W-L-T
2007	1/0	23	0	0	0	0	0	1-0-0

**GUTIERREZ, DIEGO**

Defender/Midfielder / Ht.: 5-7 / Wt.: 155 / Born: Nov. 3, 1972

	GP/GS	MIN	G	A	Pts	Y	R	W-L-T
2001	1/1	45	0	0	0	0	0	0-1-0

**GUTIERREZ, HENRY**

Midfielder / Ht.: 5-7 / Wt.: 150 / Born: Aug. 28, 1968

	GP/GS	MIN	G	A	Pts	Y	R	W-L-T
1999	1/1	78	0	0	0	0	0	0-0-1

**GYAU, JOE**

Forward / Ht.: 5-8 / Wt.: 155 / Born: Sept. 16, 1992

	GP/GS	MIN	G	A	Pts	Y	R	W-L-T
2014	2/2	111	0	0	0	0	0	1-0-1
2019	1/0	18	0	0	0	0	0	0-1-0
<b>2-Year Totals</b>	<b>3/2</b>	<b>129</b>	<b>0</b>	<b>0</b>	<b>0</b>	<b>0</b>	<b>0</b>	<b>1-1-1</b>

**GYAU, PHILIP**

Forward / Ht.: 6-1 / Wt.: 170 / Born: Feb. 7, 1965

	GP/GS	MIN	G	A	Pts	Y	R	W-L-T
1989	3/2	160	0	0	0	0	0	2-1-0
1990	2/0	89	0	0	0	0	0	1-1-0
1991	1/0	13	0	0	0	0	0	0-1-0
<b>3-Year Totals</b>	<b>6/2</b>	<b>262</b>	<b>0</b>	<b>0</b>	<b>0</b>	<b>0</b>	<b>0</b>	<b>3-3-0</b>

**HARBOR, JEAN**

Forward / Ht.: 6-1 / Wt.: 195 / Born: Sept. 19, 1965

	GP/GS	MIN	G	A	Pts	Y	R	W-L-T
1992	2/1	118	0	0	0	0	0	0-1-1
1993	12/8	776	0	1	1	0	0	1-5-6
1996	1/1	32	0	0	0	0	0	0-1-0
<b>3-Year Totals</b>	<b>15/10</b>	<b>926</b>	<b>0</b>	<b>1</b>	<b>1</b>	<b>0</b>	<b>0</b>	<b>1-7-7</b>

**HARKES, JOHN**

Midfielder / Ht.: 5-11 / Wt.: 165 / Born: March 8, 1967

	GP/GS	MIN	G	A	Pts	Y	R	W-L-T
1987	3/3	270	0	0	0	0	0	1-2-0
1988	2/2	90	0	0	0	0	0	1-1-0
1989	12/12	1080	1	1	3	1	0	6-3-3
1990	16/16	1440	1	3	5	1	0	4-11-1
1992	5/5	438	2	0	4	1	0	2-2-1
1993	7/7	624	0	1	1	0	0	4-3-0
1994	3/3	270	0	0	0	2	0	2-0-1
1995	8/8	720	2	1	5	3	0	3-2-3
1996	13/13	1085	0	5	5	1	0	9-3-1
1997	10/10	870	0	4	4	4	0	3-1-6
1998	7/7	630	0	0	0	2	0	4-3-0
1999	3/3	243	0	0	0	2	0	1-2-0
2000	1/0	45	0	0	0	0	0	1-0-0
<b>13-Year Totals</b>	<b>90/89</b>	<b>7805</b>	<b>6</b>	<b>15</b>	<b>27</b>	<b>17</b>	<b>0</b>	<b>41-33-16</b>



## HEAPS, JAY

Defender / Ht.: 5-9 / Wt.: 155 / Born: Aug. 2, 1976

	GP/GS	MIN	G	A	Pts	Y	R	W-L-T
2009	4/4	360	0	0	0	0	0	2-1-1
2017	4/3	304	0	0	0	0	0	3-0-1
<b>2-Year Totals</b>	<b>5/3</b>	<b>323</b>	<b>0</b>	<b>0</b>	<b>0</b>	<b>0</b>	<b>0</b>	<b>4-0-1</b>

## HEDGES, MATT

Defender / Ht.: 6-4 / Wt.: 190 / Born: April 1, 1990

	GP/GS	MIN	G	A	Pts	Y	R	W-L-T
2015	1/0	19	0	0	0	0	0	1-0-0
2017	4/3	304	0	0	0	0	0	3-0-1
<b>2-Year Totals</b>	<b>5/3</b>	<b>323</b>	<b>0</b>	<b>0</b>	<b>0</b>	<b>0</b>	<b>0</b>	<b>4-0-1</b>

## HEJDUK, FRANKIE

Defender / Ht.: 5-8 / Wt.: 155 / Born: Aug. 5, 1974

	GP/GS	MIN	G	A	Pts	Y	R	W-L-T
1996	2/1	100	1	0	2	0	0	1-0-1
1997	3/1	97	0	0	0	0	0	0-3-0
1998	9/8	695	1	0	2	2	0	4-4-1
1999	9/6	600	2	0	4	2	0	5-4-0
2000	6/3	310	1	0	2	2	0	1-2-3
2001	1/1	61	0	0	0	0	0	0-1-0
2002	14/11	1068	0	1	1	3	1	8-4-2
2003	9/8	739	0	0	0	2	0	6-2-1
2004	8/7	636	0	0	0	2	0	4-1-3
2005	7/5	573	0	0	0	3	0	5-0-2
2006	4/4	300	0	0	0	0	0	2-0-2
2007	3/3	270	1	0	2	3	0	3-0-0
2008	6/2	297	0	0	0	1	0	2-3-1
2009	4/4	360	1	1	3	0	0	2-1-1
<b>14-Year Totals</b>	<b>85/64</b>	<b>6106</b>	<b>7</b>	<b>2</b>	<b>16</b>	<b>20</b>	<b>1</b>	<b>43-25-17</b>

## HENDERSON, CHRIS

Midfielder / Ht.: 5-10 / Wt.: 155 / Born: Dec. 11, 1970

	GP/GS	MIN	G	A	Pts	Y	R	W-L-T
1990	6/2	220	1	0	2	0	0	3-3-0
1991	16/16	1278	0	4	4	1	0	8-3-5
1992	9/7	564	0	0	0	0	0	5-3-1
1993	26/26	1969	1	5	7	2	0	9-7-10
1994	13/10	821	0	1	1	1	0	4-2-7
1995	2/1	116	0	0	0	0	0	0-1-1
1997	3/1	125	1	1	3	1	0	1-1-1
1998	2/0	44	0	0	0	0	0	1-1-0
2000	1/1	32	0	0	0	0	0	1-0-0
2001	1/0	13	0	0	0	0	0	0-1-0
<b>10-Year Totals</b>	<b>79/64</b>	<b>5182</b>	<b>3</b>	<b>11</b>	<b>17</b>	<b>5</b>	<b>0</b>	<b>32-22-25</b>

## HEREIRA, AARON

Defender / Ht.: 5-11 / Wt.: 155 / Born: Dec. 11, 1970

	GP/GS	MIN	G	A	Pts	Y	R	W-L-T
2021	1/1	64	0	0	0	0	0	1-0-0

## HILL, KAMANI

Forward / Ht.: 6-0 / Wt.: 175 / Born: Dec. 28, 1985

	GP/GS	MIN	G	A	Pts	Y	R	W-L-T
2007	2/0	44	0	0	0	0	0	1-1-0

## HOLDEN, STUART

Midfielder / Ht.: 5-10 / Wt.: 160 / Born: Aug. 1, 1985

	GP/GS	MIN	G	A	Pts	Y	R	W-L-T
2009	11/9	757	2	3	7	0	0	6-3-2
2010	6/4	286	0	1	1	0	0	1-2-3
2013	8/4	361	1	1	3	1	0	7-1-0
<b>3-Year Totals</b>	<b>25/17</b>	<b>1404</b>	<b>3</b>	<b>5</b>	<b>11</b>	<b>1</b>	<b>0</b>	<b>14-6-5</b>

## HOLMES, DUANE

Midfielder / Ht.: 5-6 / Wt.: 145 / Born: Nov. 6, 1994

	GP/GS	MIN	G	A	Pts	Y	R	W-L-T
2019	2/0	52	0	0	0	1	0	0-2-0

## HOLOCHER, PAUL

Midfielder / Ht.: 5-10 / Wt.: 160 / Born: May 24, 1969

	GP/GS	MIN	G	A	Pts	Y	R	W-L-T
1996	1/0	30	0	0	0	0	0	0-1-0

## HOPPE, MATTHEW

Forward / Ht.: 6-3 / Wt.: 180 / Born: March 13, 2001

	GP/GS	MIN	G	A	Pts	Y	R	W-L-T
2021	6/4	374	1	1	3	0	0	6-0-0

## HUSEINOVIC, MIRSAĐ

Midfielder / Ht.: 5-11 / Wt.: 180

	GP/GS	MIN	G	A	Pts	Y	R	W-L-T
1992	1/0	2	0	0	0	0	0	0-0-1

## HYNDMAN, EMERSON

Midfielder / Ht.: 5-9 / Wt.: 135 / Born: April 9, 1996

	GP/GS	MIN	G	A	Pts	Y	R	W-L-T
2014	1/0	24	0	0	0	0	0	1-0-0
2016	1/0	45	0	0	0	0	0	1-0-0
<b>2-Year Total</b>	<b>2/0</b>	<b>69</b>	<b>0</b>	<b>0</b>	<b>0</b>	<b>0</b>	<b>0</b>	<b>2-0-0</b>

## IANNI, TAYT

Defender / Ht.: 5-8 / Wt.: 160 / Born: Dec. 6, 1971

	GP/GS	MIN	G	A	Pts	Y	R	W-L-T
1996	1/1	90	0	0	0	0	0	0-1-0

## IBARRA, MIGUEL

Midfielder / Ht.: 5-7 / Wt.: 135 / Born: March 15, 1990

	GP/GS	MIN	G	A	Pts	Y	R	W-L-T
2014	1/0	1	0	0	0	0	0	0-0-1
2015	2/1	123	0	0	0	0	0	2-0-0
<b>2-Year Totals</b>	<b>3/1</b>	<b>124</b>	<b>0</b>	<b>0</b>	<b>0</b>	<b>0</b>	<b>0</b>	<b>2-0-1</b>

## IBSEN, ZAK

Defender / Ht.: 5-11 / Wt.: 175 / Born: June 2, 1972

	GP/GS	MIN	G	A	Pts	Y	R	W-L-T
1992	9/2	341	0	0	0	0	0	1-7-1
1994	3/0	113	0	0	0	0	0	1-1-1
1995	2/1	127	0	0	0	1	0	0-1-1
1996	1/1	90	0	0	0	0	0	0-1-0
<b>4-Year Totals</b>	<b>15/4</b>	<b>671</b>	<b>0</b>	<b>0</b>	<b>0</b>	<b>1</b>	<b>0</b>	<b>2-10-3</b>

## IHEMELU, UGO

Defender / Ht.: 6-0 / Wt.: 178 / Born: April 3, 1983

	GP/GS	MIN	G	A	Pts	Y	R	W-L-T
2006	1/0	8	0	0	0	0	0	1-0-0
2009	1/0	9	0	0	0	0	0	1-0-0
<b>2-Year Totals</b>	<b>2/0</b>	<b>17</b>	<b>0</b>	<b>0</b>	<b>0</b>	<b>0</b>	<b>0</b>	<b>2-0-0</b>

## IMLER, ERIK

Defender / Ht.: 5-9 / Wt.: 160 / Born: June 1, 1971

	GP/GS	MIN	G	A	Pts	Y	R	W-L-T
1993	1/1	43	0	0	0	0	0	0-0-1

## JAGUANDE, CARLOS

Midfielder / Ht. 5-9 / Born: Dec. 23, 1969

	GP/GS	MIN	G	A	Pts	Y	R	W-L-T
1992	2/0	55	0	0	0	0	0	0-1-1

## JAUQA, NATE

Forward / Ht. 6-3 / Wt. 180 / Born: Oct. 28, 1981

	GP/GS	MIN	G	A	Pts	Y	R	W-L-T
2006	1/0	24	0	0	0	0	0	1-0-0
2007	1/1	45	0	0	0	0	0	1-0-0
2008	1/0	2	0	0	0	0	0	0-0-1
<b>3-Year Totals</b>	<b>3/1</b>	<b>71</b>	<b>0</b>	<b>0</b>	<b>0</b>	<b>0</b>	<b>0</b>	<b>2-0-1</b>

## JOHANSSON, ARON

Forward / Ht.: 6-0 / Wt.: 165 / Born: Nov. 10, 1990

	GP/GS	MIN	G	A	Pts	Y	R	W-L-T
2013	6/2	213	1	0	2	0	0	3-2-1
2014	3/0	125	1	0	2	0	0	2-1-0
2015	10/7	619	2	1	5	0	0	5-3-2
<b>3-Year Totals</b>	<b>19/9</b>	<b>957</b>	<b>4</b>	<b>1</b>	<b>9</b>	<b>0</b>	<b>0</b>	<b>10-6-3</b>

JOHNSON, EDDIE

Forward / Ht.: 6-0 / Wt.: 180 / Born: March 31, 1984

Year	GP/GS	MIN	G	A	Pts	Y	R	W-L-T
2004	3/1	133	5	0	10	0	0	2-0-1
2005	6/5	460	3	1	7	0	0	4-1-1
2006	11/4	585	1	1	3	0	0	5-4-2
2007	11/8	652	2	0	4	0	0	6-4-1
2008	6/4	375	1	0	2	0	0	3-2-1
2009	2/0	75	0	0	0	0	0	0-2-0
2010	3/1	105	0	0	0	0	0	0-2-1
2012	2/2	179	2	1	5	0	0	2-0-0
2013	17/9	921	5	1	11	2	0	10-4-3
2014	2/0	58	0	0	0	0	0	1-0-1
10-Year Totals	63/34	3543	19	4	42	2	0	33-19-11

JOHNSON, FABIAN

Midfielder / Ht.: 5-8 / Wt.: 155 / Born: Dec. 11, 1987

Year	GP/GS	MIN	G	A	Pts	Y	R	W-L-T
2011	2/1	80	0	0	0	0	0	1-1-0
2012	8/8	677	0	2	2	1	0	4-2-2
2013	8/8	581	0	3	3	0	0	6-2-0
2014	11/11	875	1	1	3	1	0	5-5-1
2015	13/12	968	1	2	4	1	0	7-3-3
2016	12/11	997	0	2	2	1	0	8-4-0
2017	3/3	227	0	1	1	0	0	1-1-1
7-Year Totals	57/54	3522	2	11	15	4	0	32-18-7

JONAS, MARK

Midfielder / Ht.: 5-8 / Born: Oct. 17, 1974

Year	GP/GS	MIN	G	A	Pts	Y	R	W-L-T
1991	1/0	45	0	0	0	0	0	1-0-0

JONES, COBI

Midfielder / Ht.: 5-7 / Wt.: 145 / Born: June 16, 1970

Year	GP/GS	MIN	G	A	Pts	Y	R	W-L-T
1992	3/1	134	1	2	4	0	0	2-0-1
1993	30/16	1824	2	5	9	0	0	8-12-10
1994	23/19	1692	2	0	4	0	0	5-9-9
1995	12/6	758	1	4	6	1	0	4-5-3
1996	14/12	1073	2	0	4	0	0	10-3-1
1997	14/10	850	0	1	1	3	0	4-5-5
1998	15/14	1116	0	0	0	0	0	5-6-4
1999	8/7	642	0	0	0	0	0	4-3-1
2000	16/12	1063	6	9	21	0	0	8-2-6
2001	10/5	577	0	0	0	0	1	3-6-1
2002	14/7	769	0	1	1	0	0	9-4-1
2003	1/0	12	0	0	0	0	0	0-0-1
2004	4/0	82	1	0	2	0	0	2-0-2
13-Year Totals	164/109	10592	15	22	52	4	1	64-55-45

JONES, JERMAINE

Midfielder / Ht.: 6-0 / Wt.: 170 / Born: Nov. 3, 1981

Year	GP/GS	MIN	G	A	Pts	Y	R	W-L-T
2010	2/2	180	0	1	1	1	0	0-0-2
2011	12/8	701	1	0	2	3	0	5-5-2
2012	12/11	1002	1	3	5	7	0	7-2-3
2013	12/12	925	0	1	1	1	0	7-4-1
2014	10/10	874	1	1	3	1	0	4-4-2
2015	8/8	667	0	1	1	3	0	3-4-1
2016	11/11	862	1	1	3	3	1	7-4-0
2017	2/2	120	0	0	0	0	0	0-0-2
8-Year Totals	69/64	5331	4	8	16	19	1	33-23-13

JOSEPH, MILES

Midfielder / Ht.: 5-9 / Wt.: 165 / Born: May 2, 1974

Year	GP/GS	MIN	G	A	Pts	Y	R	W-L-T
1996	2/0	27	0	0	0	1	0	1-0-1
1997	1/1	45	0	0	0	0	0	0-1-0
2-Year Totals	3/1	72	0	0	0	1	0	1-1-1

KERR, JOHN Jr.

Forward / Ht.: 5-9 / Wt.: 160 / Born: March 6, 1965

Year	GP/GS	MIN	G	A	Pts	Y	R	W-L-T
1984	2/0	40	0	0	0	0	0	0-0-2
1985	7/4	400	1	0	2	0	0	1-3-3
1988	1/1	90	0	0	0	0	0	0-1-0
1994	1/1	90	0	0	0	0	0	0-1-0
1995	5/3	320	1	1	3	0	0	1-3-1
5-Year Totals	16/9	940	2	1	5	0	0	2-8-6

KESSLER, HENRY

Defender / Ht.: 6-4 / Wt.: 185 / Born: June 25, 1998

Year	GP/GS	MIN	G	A	Pts	Y	R	W-L-T
2021	2/1	91	0	0	0	0	0	2-0-0

KIESEWETTER, JEROME

Forward / Ht.: 6-0 / Wt.: 175 / Born: Feb. 9, 1993

Year	GP/GS	MIN	G	A	Pts	Y	R	W-L-T
2016	2/0	46	0	0	0	0	0	2-0-0

KINNEAR, DOMINIC

Midfielder / Ht.: 5-11 / Wt.: 150 / Born: July 26, 1967

Year	GP/GS	MIN	G	A	Pts	Y	R	W-L-T
1990	3/3	254	0	0	0	0	0	0-1-2
1991	11/4	444	1	0	2	0	0	3-4-4
1992	11/8	693	1	1	3	1	0	3-6-2
1993	21/13	1148	7	1	15	2	0	7-6-8
1994	9/5	482	0	0	0	0	0	4-2-3
5-Year Totals	55/33	3021	9	2	20	3	0	17-19-19

KIROVSKI, JOVAN

Forward / Ht.: 6-1 / Wt.: 170 / Born: March 18, 1976

Year	GP/GS	MIN	G	A	Pts	Y	R	W-L-T
1994	4/3	208	0	0	4	0	0	1-2-1
1995	7/1	287	0	0	0	0	0	1-4-2
1996	7/2	237	1	0	2	0	0	5-1-1
1997	6/4	374	1	0	2	1	0	1-3-2
1998	1/1	45	0	0	0	0	0	0-1-0
1999	11/10	990	2	1	5	0	0	6-4-1
2000	9/7	545	1	0	2	0	0	5-0-4
2001	7/6	496	0	0	0	1	0	1-3-3
2002	2/1	70	0	0	0	0	0	0-2-0
2003	5/5	364	2	0	4	1	0	3-1-1
2004	3/0	86	0	0	0	0	0	2-0-1
11-Year Totals	62/40	3702	9	1	19	3	0	25-21-16

KITCHEN, PERRY

Midfielder / Ht.: 6-0 / Wt.: 160 / Born: Feb. 29, 1992

Year	GP/GS	MIN	G	A	Pts	Y	R	W-L-T
2015	2/0	47	0	0	0	0	0	2-0-0
2016	3/2	109	0	0	0	0	0	2-0-1
2-Year Totals	5/2	156	0	0	0	0	0	4-0-1

KLEIN, CHRIS

Midfielder / Ht.: 6-1 / Wt.: 180 / Born: Jan. 4, 1976

Year	GP/GS	MIN	G	A	Pts	Y	R	W-L-T
2000	2/2	180	0	0	0	0	0	2-0-0
2001	4/0	57	0	0	0	0	0	1-3-0
2002	1/1	90	0	1	1	0	0	1-0-0
2003	7/6	360	3	0	6	0	0	4-2-1
2004	2/1	102	0	0	0	0	0	1-0-1
2006	6/2	303	2	6	1	0	0	4-1-1
6-Year Totals	22/12	1092	5	3	13	1	0	13-6-3

KLJESTAN, SACHA

Midfielder / Ht.: 6-1 / Wt.: 170 / Born: Sept. 9, 1985

Year	GP/GS	MIN	G	A	Pts	Y	R	W-L-T
2007	4/3	260	0	1	1	1	0	2-2-0
2008	8/5	485	0	2	2	1	0	7-1-0
2009	9/4	385	3	0	6	1	1	3-5-1
2010	4/2	240	1	0	2	0	0	1-3-0
2011	9/4	330	0	0	0	1	0	4-5-0
2012	4/0	82	0	0	0	1	0	3-0-1
2013	7/3	319	0	0	0	1	0	3-3-1
2014	1/1	62	0	0	0	0	0	0-1-0
2016	5/3	271	2	2	6	0	0	3-1-1
2017	1/1	77	0	0	0	1	0	0-0-1
10-Year Totals	52/26	2434	6	5	17	7	1	26-21-5

KLOPAS, FRANK

Forward / Ht.: 5-9 / Wt.: 155 / Born: Sept. 1, 1966

Year	GP/GS	MIN	G	A	Pts	Y	R	W-L-T
1988	6/5	445	2	0	4	0	0	1-4-1
1989	5/2	220	0	0	0	0	0	1-1-3
1990	1/0	20	0	0	0	0	0	0-1-0
1991	1/1	90	1	0	2	0	0	0-0-1
1993	1/1	90	0	0	0	0	0	0-1-0
1994	15/12	857	8	0	16	5	0	5-6-4
1995	10/7	463	1	0	2	3	0	3-5-2
7-Year Totals	39/28	2185	12	0	24	8	0	10-18-11

## KMOSKO, MATT

Defender / Ht.: 6-1 / Wt.: 173 / Born: Jan. 8, 1972

	GP/GS	MIN	G	A	Pts	Y	R	W-L-T
1992	3/2	198	0	0	0	0	0	1-1-1

## KOOIMAN, CLE

Defender / Ht.: 6-0 / Wt.: 190 / Born: July 4, 1963

	GP/GS	MIN	G	A	Pts	Y	R	W-L-T
1993	10/10	913	1	0	2	1	0	4-3-3
1994	2/2	180	0	0	0	1	0	1-0-1
2-Year Totals	12/12	1093	1	0	2	2	0	5-3-4

## KOTSCHAU, RITCHIE

Defender / Ht.: 5-10 / Wt.: 175 / Born: Nov. 22, 1975

	GP/GS	MIN	G	A	Pts	Y	R	W-L-T
2005	1/1	90	0	0	0	1	0	1-0-0

## KREIS, JASON

Forward / Ht.: 5-10 / Wt.: 155 / Born: Dec. 29, 1972

	GP/GS	MIN	G	A	Pts	Y	R	W-L-T
1996	2/2	135	0	0	0	0	0	1-0-1
1997	5/2	235	0	0	0	0	0	0-4-1
1999	2/1	76	1	0	2	0	0	0-1-1
2000	5/2	180	0	0	0	1	0	1-2-2
4-Year Totals	14/7	626	1	0	2	1	0	2-7-5

## KRUMPE, PAUL

Defender / Ht.: 5-11 / Wt.: 155 / Born: March 4, 1963

	GP/GS	MIN	G	A	Pts	Y	R	W-L-T
1986	2/2	180	0	0	0	0	0	0-0-2
1988	4/4	360	1	0	2	0	0	1-2-1
1989	2/2	160	0	0	0	0	0	2-0-0
1990	13/8	800	0	0	0	0	0	6-5-2
1991	3/3	270	0	0	0	1	0	1-1-1
5-Year Totals	24/19	1770	1	0	2	1	0	10-8-6

## LAGOS, MANNY

Midfielder / Ht.: 6-0 / Wt.: 165 / Born: June 1, 1971

	GP/GS	MIN	G	A	Pts	Y	R	W-L-T
2001	1/1	90	0	0	0	0	0	0-1-0
2002	1/1	63	0	0	0	0	0	1-0-0
2003	1/0	8	0	0	0	0	0	1-0-0
3-Year Totals	3/2	161	0	0	0	0	0	2-1-0

## LALAS, ALEXI

Defender / Ht.: 6-3 / Wt.: 195 / Born: June 1, 1970

	GP/GS	MIN	G	A	Pts	Y	R	W-L-T
1991	2/2	180	0	2	2	0	0	1-0-1
1993	25/19	1857	4	3	11	2	0	10-9-6
1994	22/22	1929	1	1	3	4	1	4-8-10
1995	12/11	1028	2	0	4	2	0	5-4-3
1996	14/14	1265	0	4	4	7	0	10-3-1
1997	14/13	1196	2	0	4	3	1	3-5-6
1998	7/6	540	0	1	1	3	0	2-3-2
7-Year Totals	96/87	7995	9	11	29	21	2	35-32-29

## LAPPER, MIKE

Defender / Ht.: 6-0 / Wt.: 172 / Born: Sept. 28, 1970

	GP/GS	MIN	G	A	Pts	Y	R	W-L-T
1992	4/4	360	0	0	0	0	0	2-1-1
1993	25/25	2205	0	1	1	1	0	6-12-7
1994	10/8	694	1	1	3	1	0	3-3-4
1995	4/4	315	0	0	0	1	0	0-4-0
4-Year Totals	43/41	3574	1	2	4	3	0	11-20-12

## LARENTOWICZ, JEFF

Midfielder / Ht.: 6-1 / Wt.: 175 / Born: Aug. 5, 1983

	GP/GS	MIN	G	A	Pts	Y	R	W-L-T
2011	2/1	105	0	0	0	0	0	0-1-1
2012	2/1	85	0	0	0	0	0	2-0-0
2-Year Totals	4/2	190	0	0	0	0	0	2-1-1

## LASSITER, ROY

Forward / Ht.: 5-10 / Wt.: 160 / Born: March 9, 1969

	GP/GS	MIN	G	A	Pts	Y	R	W-L-T
1992	1/0	29	0	0	0	0	0	0-1-0
1995	2/0	90	1	1	3	0	0	1-1-0
1996	7/1	236	1	0	2	2	0	5-2-0
1997	11/5	570	2	0	4	0	0	2-6-3
1998	4/2	200	0	0	0	1	0	1-2-1
1999	4/1	84	0	0	0	0	0	3-0-1
2000	1/0	34	0	0	0	0	0	1-0-0
7-Year Totals	30/9	1243	4	1	9	3	0	13-12-5

## LEDEZMA, RICHY

Midfielder / Ht.: 5-6 / Wt.: 140 / Born: Sept. 6, 2000

	GP/GS	MIN	G	A	Pts	Y	R	W-L-T
2020	1/0	22	0	2	2	0	0	1-0-0

## LENNON, BROOKS

Defender / Ht.: 5-10 / Wt.: 166 / Born: Sept. 22, 1997

	GP/GS	MIN	G	A	Pts	Y	R	W-L-T
2021	1/1	63	0	0	0	0	0	1-0-0

## LEONETTI, JOEY

Forward / Ht.: 5-9 / Wt.: 160 / Born: May 25, 1970

	GP/GS	MIN	G	A	Pts	Y	R	W-L-T
1992	1/0	29	0	0	0	0	0	1-0-0
1996	1/0	45	0	0	0	0	0	0-1-0
2-Year Totals	2/0	74	0	0	0	0	0	1-1-0

## LEWIS, EDDIE

Midfielder / Ht.: 5-10 / Wt.: 160 / Born: May 17, 1974

	GP/GS	MIN	G	A	Pts	Y	R	W-L-T
1996	1/1	90	0	1	1	0	0	0-1-0
1998	1/1	73	0	0	0	0	0	0-0-1
1999	12/10	860	1	4	6	1	0	7-3-2
2000	13/11	975	1	3	5	2	1	7-2-4
2001	2/1	99	0	0	0	0	0	1-0-1
2002	14/9	826	1	3	5	3	0	8-5-1
2003	11/8	735	2	5	9	1	0	7-3-1
2004	7/2	249	1	2	4	1	0	4-1-2
2005	6/6	524	2	0	4	1	0	4-2-0
2006	5/4	352	0	0	0	1	0	3-2-0
2007	1/1	83	0	0	0	0	0	1-0-0
2008	9/3	339	2	0	4	0	0	5-2-2
12-Year Totals	82/57	5205	10	18	38	10	1	47-21-14

## LEWIS, JONATHAN

Forward / Ht.: 5-7 / Wt.: 150 / Born: June 4, 1997

	GP/GS	MIN	G	A	Pts	Y	R	W-L-T
2019	5/1	126	0	2	2	0	0	4-0-1
2020	1/0	17	0	0	0	0	0	1-0-0
2021	2/2	180	2	0	4	0	0	2-0-0
3-Year Totals	8/3	323	2	2	4	0	0	7-0-1

## LICHAJ, ERIC

Defender / Ht.: 5-11 / Wt.: 160 / Born: Nov. 17, 1988

	GP/GS	MIN	G	A	Pts	Y	R	W-L-T
2010	2/1	135	0	0	0	1	0	1-0-1
2011	6/5	481	0	0	0	0	0	3-3-0
2013	2/0	29	0	0	0	0	0	0-1-1
2016	1/0	28	0	0	0	0	0	1-0-0
2017	3/3	239	1	1	3	0	0	2-0-1
2018	2/2	130	0	0	0	0	0	2-0-0
7-Year Totals	16/11	1042	1	1	3	1	0	9-4-3

## LIGEON, MAURICE

Midfielder / Born: Sept. 1, 1977

	GP/GS	MIN	G	A	Pts	Y	R	W-L-T
1994	1/0	18	0	0	0	0	0	0-1-0

## LIMA, NICK

Defender / Ht.: 5-9 / Wt.: 175 / Born: Nov. 17, 1994

	GP/GS	MIN	G	A	Pts	Y	R	W-L-T
2019	9/6	596	0	3	3	0	0	5-3-1

**LLAMOSA, CARLOS**

**Defender / Ht.: 5-11 / Wt.: 166 / Born: June 30, 1969**

	GP/GS	MIN	G	A	Pts	Y	R	W-L-T
1998	1/1	90	0	0	0	0	1	0-0-1
1999	4/4	338	0	0	0	0	0	3-1-0
2000	9/8	714	0	1	1	1	0	6-0-3
2001	10/9	821	0	0	0	2	0	4-5-1
2002	5/1	192	0	1	1	0	0	5-0-0
<b>5-Year Totals</b>	<b>29/23</b>	<b>2155</b>	<b>0</b>	<b>2</b>	<b>2</b>	<b>3</b>	<b>1</b>	<b>18-6-5</b>

**LLANEZ, ULYSSES**

**Forward / Ht.: 5-9 / Wt.: 150 / Born: April 2, 2001**

	GP/GS	MIN	G	A	Pts	Y	R	W-L-T
2020	3/2	154	1	0	2	0	0	2-0-1

**LLETGET, SEBASTIAN**

**Midfielder / Ht.: 5-10 / Wt.: 165 / Born: Sept. 3, 1992**

	GP/GS	MIN	G	A	Pts	Y	R	W-L-T
2017	3/2	153	1	0	2	0	0	2-0-1
2018	2/0	21	0	0	0	0	0	0-2-0
2019	8/2	333	1	1	3	0	0	5-1-2
2020	4/3	259	2	1	5	0	0	3-0-1
2021	16/12	1114	4	1	9	0	0	13-1-2
<b>5-Year Totals</b>	<b>33/19</b>	<b>1880</b>	<b>8</b>	<b>3</b>	<b>15</b>	<b>0</b>	<b>0</b>	<b>23-4-6</b>

**LONG, AARON**

**Defender / Ht.: 6-2 / Wt.: 170 / Born: Oct. 12, 1992**

	GP/GS	MIN	G	A	Pts	Y	R	W-L-T
2018	2/2	180	0	0	0	0	0	0-1-1
2019	14/14	1190	3	1	7	1	0	9-4-1
2020	2/2	146	0	0	0	0	0	2-0-0
2021	3/3	198	0	1	1	0	0	3-0-0
<b>4-Year Totals</b>	<b>21/21</b>	<b>1714</b>	<b>3</b>	<b>12</b>	<b>8</b>	<b>1</b>	<b>0</b>	<b>14-5-2</b>

**LOVITZ, DANIEL**

**Defender / Ht.: 5-10 / Wt.: 165 / Born: Aug. 27, 1991**

	GP/GS	MIN	G	A	Pts	Y	R	W-L-T
2019	13/6	635	0	0	0	1	0	6-5-2

**LOYD, ZACH**

**Defender / Ht.: 5-10 / Wt.: 170 / Born: July 18, 1987**

	GP/GS	MIN	G	A	Pts	Y	R	W-L-T
2011	1/1	72	0	0	0	1	0	0-0-1
2012	2/1	59	0	0	0	1	0	2-0-0
<b>2-Year Totals</b>	<b>3/2</b>	<b>131</b>	<b>0</b>	<b>0</b>	<b>0</b>	<b>2</b>	<b>0</b>	<b>2-0-1</b>

**LOZZANO, LAWRENCE**

**Defender / Ht.: 6-1 / Wt.: 185 / Born: July 25, 1970**

	GP/GS	MIN	G	A	Pts	Y	R	W-L-T
1994	4/2	275	0	0	0	0	0	1-2-1
1995	2/1	51	0	0	0	0	0	0-1-1
1996	1/1	90	0	0	0	1	0	0-1-0
<b>3-Year Totals</b>	<b>7/4</b>	<b>416</b>	<b>0</b>	<b>0</b>	<b>0</b>	<b>1</b>	<b>0</b>	<b>1-4-2</b>

**MAISONNEUVE, BRIAN**

**Midfielder / Ht.: 5-11 / Wt.: 170 / Born: June 28, 1973**

	GP/GS	MIN	G	A	Pts	Y	R	W-L-T
1997	3/1	141	0	0	0	0	0	1-1-1
1998	7/5	449	0	1	1	0	0	2-3-2
2002	3/1	97	0	0	0	0	0	3-0-0
<b>3-Year Totals</b>	<b>13/7</b>	<b>687</b>	<b>0</b>	<b>1</b>	<b>1</b>	<b>0</b>	<b>0</b>	<b>6-4-3</b>

**MAPP, JUSTIN**

**Midfielder / Ht.: 5-10 / Wt.: 140 / Born: Oct. 18, 1984**

	GP/GS	MIN	G	A	Pts	Y	R	W-L-T
2005	1/1	57	0	0	0	0	0	1-0-0
2007	7/4	406	0	2	2	1	0	3-3-1
<b>2-Year Totals</b>	<b>8/5</b>	<b>463</b>	<b>0</b>	<b>2</b>	<b>2</b>	<b>1</b>	<b>0</b>	<b>4-3-1</b>

**MARSCH, JESSE**

**Defender / Ht.: 5-11 / Wt.: 170 / Born: Nov. 8, 1973**

	GP/GS	MIN	G	A	Pts	Y	R	W-L-T
2001	1/0	9	0	0	0	0	0	0-0-1
2007	1/0	11	0	0	0	0	0	1-0-0
<b>2-Year Totals</b>	<b>2/0</b>	<b>20</b>	<b>0</b>	<b>0</b>	<b>0</b>	<b>0</b>	<b>0</b>	<b>1-0-1</b>

**MARSHALL, CHAD**

**Defender / Ht.: 6-4 / Wt.: 190 / Born: Aug. 22, 1984**

	GP/GS	MIN	G	A	Pts	Y	R	W-L-T
2005	4/4	360	1	0	2	1	0	3-0-1
2009	6/6	570	0	0	0	0	0	5-1-0
2010	1/1	60	0	0	0	0	0	0-1-0
2017	1/1	90	0	0	0	0	0	0-0-1
<b>4-Year Totals</b>	<b>12/12</b>	<b>1080</b>	<b>1</b>	<b>0</b>	<b>2</b>	<b>1</b>	<b>0</b>	<b>8-2-2</b>

**MARTIN, TIM**

**Defender / Ht.: 5-11 / Wt.: 165 / Born: April 12, 1967**

	GP/GS	MIN	G	A	Pts	Y	R	W-L-T
1993	1/0	45	0	0	0	0	0	1-0-0
1996	1/1	90	0	0	0	0	0	0-1-0
<b>2-Year Totals</b>	<b>2/1</b>	<b>135</b>	<b>0</b>	<b>0</b>	<b>0</b>	<b>0</b>	<b>0</b>	<b>1-1-0</b>

**MARTINO, KYLE**

**Midfielder / Ht.: 5-10 / Wt.: 144 / Born: Feb. 19, 1981**

	GP/GS	MIN	G	A	Pts	Y	R	W-L-T
2002	1/0	15	0	0	0	0	0	1-0-0
2003	2/1	78	0	0	0	0	0	1-0-1
2005	4/1	119	1	0	2	0	0	3-1-0
2006	1/0	11	0	0	0	0	0	1-0-0
<b>4-Year Totals</b>	<b>8/2</b>	<b>223</b>	<b>1</b>	<b>0</b>	<b>2</b>	<b>0</b>	<b>0</b>	<b>6-1-1</b>

**MASON, MICHAEL**

**Midfielder / Ht.: 5-8 / Wt.: 165 / Born: June 28, 1971**

	GP/GS	MIN	G	A	Pts	Y	R	W-L-T
1997	5/1	138	0	1	1	0	0	2-0-3

**MASTERS, MIKE**

**Forward / Ht.: 6-3 / Wt.: 205 / Born: April 26, 1967**

	GP/GS	MIN	G	A	Pts	Y	R	W-L-T
1992	1/0	31	0	0	0	0	0	0-0-1

**MASTROENI, PABLO**

**Defender / Ht.: 5-10 / Wt.: 170 / Born: Aug. 29, 1976**

	GP/GS	MIN	G	A	Pts	Y	R	W-L-T
2001	2/1	112	0	0	0	0	0	0-1-1
2002	12/11	1030	0	0	0	2	0	10-1-1
2003	11/10	718	0	0	0	2	0	7-3-1
2004	7/5	459	0	1	1	1	0	5-0-2
2005	11/10	827	0	0	0	4	0	8-2-1
2006	7/5	445	0	0	0	1	0	2-3-2
2007	7/7	533	0	0	0	3	0	6-1-0
2008	5/4	267	0	1	1	4	1	3-1-1
2009	3/3	197	0	0	0	0	0	2-1-0
<b>9-Year Totals</b>	<b>65/56</b>	<b>4588</b>	<b>0</b>	<b>2</b>	<b>2</b>	<b>16</b>	<b>2</b>	<b>43-13-9</b>

**MATHIS, CLINT**

**Midfielder/Forward / Ht.: 5-10 / Wt.: 170 / Born: Nov. 25, 1976**

	GP/GS	MIN	G	A	Pts	Y	R	W-L-T
1998	1/1	69	0	0	0	1	0	0-0-1
1999	2/0	35	0	0	0	0	0	1-1-0
2000	2/2	180	1	2	4	0	0	2-0-0
2001	6/5	440	2	3	7	3	0	4-2-0
2002	15/10	899	7	3	17	3	1	8-5-2
2003	12/7	742	1	0	2	0	0	6-4-2
2004	6/3	251	0	0	0	0	0	3-1-2
2005	2/2	129	1	1	3	1	0	2-0-0
<b>8-Year Totals</b>	<b>46/30</b>	<b>2745</b>	<b>12</b>	<b>9</b>	<b>33</b>	<b>8</b>	<b>1</b>	<b>26-13-7</b>

**MCBRIDE, BRIAN**

**Forward / Ht.: 6-1 / Wt.: 170 / Born: June 19, 1972**

	GP/GS	MIN	G	A	Pts	Y	R	W-L-T
1993	1/0	27	0	0	0	0	0	0-1-0
1996	7/2	281	2	1	5	0	0	4-1-2
1997	7/6	543	2	0	4	0	0	1-4-2
1998	9/4	448	2	0	4	0	0	3-4-2
1999	11/10	856	3	2	8	1	0	6-3-2
2000	10/9	765	4	1	9	1	0	5-1-4
2001	5/4	237	1	0	2	1	0	2-2-1
2002	15/15	1177	6	3	15	0	0	9-4-2
2003	7/6	742	3	2	8	0	0	5-1-1
2004	11/9	747	3	0	6	0	0	6-1-4
2005	7/6	529	3	1	7	0	0	5-2-0
2006	5/5	428	1	0	2	0	0	1-1-3
<b>12-Year Totals</b>	<b>95/76</b>	<b>6780</b>	<b>30</b>	<b>10</b>	<b>70</b>	<b>3</b>	<b>0</b>	<b>47-25-23</b>

McCARTY, CHAD

Defender / Ht.: 5-11 / Wt.: 175 / Born: Oct. 5, 1977

Year	GP/GS	MIN	G	A	Pts	Y	R	W-L-T
1999	1/0	22	0	0	0	0	0	0-0-1

McCARTY, DAX

Midfielder / Ht.: 5-9 / Wt.: 150 / Born: April 30, 1987

Year	GP/GS	MIN	G	A	Pts	Y	R	W-L-T
2009	2/0	30	0	0	0	0	0	0-2-0
2010	2/0	26	0	0	0	0	0	1-1-0
2011	1/1	90	0	0	0	0	0	0-0-1
2017	8/4	376	0	0	0	0	0	7-0-1
<b>4-Year Totals</b>	<b>13/5</b>	<b>522</b>	<b>0</b>	<b>0</b>	<b>0</b>	<b>0</b>	<b>0</b>	<b>8-3-2</b>

McKENNIE, WESTON

Midfielder / Ht.: 6-1 / Wt.: 185 / Aug. 28, 1998

Year	GP/GS	MIN	G	A	Pts	Y	R	W-L-T
2017	1/1	84	1	0	2	0	0	0-0-1
2018	6/6	460	0	0	2	0	0	2-3-1
2019	12/12	948	5	2	12	3	0	8-4-0
2019	12/12	948	5	2	12	3	0	8-4-0
2020	2/2	180	0	0	1	0	1	1-0-1
2021	7/7	660	2	0	4	2	0	5-1-1
<b>5-Year Totals</b>	<b>28/28</b>	<b>2332</b>	<b>8</b>	<b>2</b>	<b>18</b>	<b>8</b>	<b>0</b>	<b>16-8-4</b>

McKENZIE, MARK

Defender / Ht.: 6-0 / Wt.: 185 / Born: Feb. 25, 1999

Year	GP/GS	MIN	G	A	Pts	Y	R	W-L-T
2020	2/1	117	0	0	0	0	0	1-0-1
2021	6/6	525	0	1	1	3	0	4-2-0
<b>2-Year Totals</b>	<b>8/7</b>	<b>642</b>	<b>0</b>	<b>1</b>	<b>1</b>	<b>3</b>	<b>0</b>	<b>5-2-1</b>

McKEON, MATT

Defender / Ht.: 6-2 / Wt.: 190 / Born: Sept. 24, 1974

Year	GP/GS	MIN	G	A	Pts	Y	R	W-L-T
1999	2/2	147	0	0	0	2	1	2-0-0

MAIZGA, MATT

Defender / Ht.: 6-4 / Wt.: 190 / July 19, 1995

Year	GP/GS	MIN	G	A	Pts	Y	R	W-L-T
2015	1/0	27	0	0	0	0	0	1-0-0
2016	1/0	45	0	0	0	0	0	1-0-0
2017	2/2	180	1	0	2	0	0	1-0-1
2018	7/7	597	0	1	1	1	0	2-4-1
2019	7/7	612	0	0	0	0	0	3-3-1
2020	2/2	170	0	1	1	0	0	1-0-1
2021	2/1	91	0	0	0	0	0	2-0-0
<b>7-Year Totals</b>	<b>22/19</b>	<b>1722</b>	<b>1</b>	<b>2</b>	<b>4</b>	<b>1</b>	<b>0</b>	<b>11-7-4</b>

MICHALLIK, JANUSZ

Defender / Ht.: 5-11 / Wt.: 170 / Born: April 22, 1966

Year	GP/GS	MIN	G	A	Pts	Y	R	W-L-T
1991	7/6	477	0	1	1	0	0	3-2-2
1992	16/11	976	0	2	2	0	0	5-8-3
1993	9/3	370	1	2	4	1	0	4-3-2
1994	12/7	608	0	1	1	1	0	3-5-4
<b>4-Year Totals</b>	<b>44/27</b>	<b>2431</b>	<b>1</b>	<b>6</b>	<b>8</b>	<b>2</b>	<b>0</b>	<b>15-18-11</b>

MIHAILOVIC, DJORDJE

Midfielder / Ht.: 5-10 / Wt.: 150 / Born: Nov. 19, 1998

Year	GP/GS	MIN	G	A	Pts	Y	R	W-L-T
2019	5/4	321	1	0	2	0	0	4-1-0
2020	1/0	16	0	0	0	0	0	1-0-0
<b>2-Year Totals</b>	<b>6/4</b>	<b>337</b>	<b>1</b>	<b>0</b>	<b>2</b>	<b>0</b>	<b>0</b>	<b>5-1-0</b>

MOOR, DREW

Defender / Ht.: 6-0 / Wt.: 170 / Born: Jan. 15, 1984

Year	GP/GS	MIN	G	A	Pts	Y	R	W-L-T
2007	2/2	180	0	0	0	1	0	0-2-0
2008	3/3	270	0	1	1	1	0	2-1-1
<b>2-Year Totals</b>	<b>5/5</b>	<b>450</b>	<b>0</b>	<b>1</b>	<b>2</b>	<b>1</b>	<b>0</b>	<b>2-3-1</b>

MOORE, JOE-MAX

Midfielder / Ht.: 5-9 / Wt.: 150 / Born: Feb. 23, 1971

Year	GP/GS	MIN	G	A	Pts	Y	R	W-L-T
1992	1/1	90	0	1	1	1	0	1-0-0
1993	23/12	1254	8	4	20	0	0	6-7-10
1994	11/7	485	1	1	3	1	0	3-4-4
1995	7/6	585	2	1	5	0	0	3-3-1
1996	11/9	767	4	0	8	1	0	8-2-1
1997	5/5	450	1	1	3	0	0	1-3-1
1998	13/11	985	1	2	4	2	0	5-4-4
1999	8/4	392	3	0	6	1	1	5-2-1
2000	4/4	351	2	2	6	0	0	3-0-1
2001	9/6	519	2	0	4	1	0	3-3-3
2002	8/2	328	0	2	2	0	0	3-5-0
<b>11-Year Totals</b>	<b>100/67</b>	<b>6206</b>	<b>24</b>	<b>14</b>	<b>62</b>	<b>7</b>	<b>1</b>	<b>41-33-26</b>

MOORE, SHAQ

Defender / Ht.: 5-11 / Wt.: 155 / Born: Nov. 2, 1996

Year	GP/GS	MIN	G	A	Pts	Y	R	W-L-T
2018	5/3	243	0	0	0	2	0	1-3-1
2021	8/6	474	1	0	2	1	0	7-1-0
<b>2-Year Totals</b>	<b>14/9</b>	<b>717</b>	<b>1</b>	<b>0</b>	<b>2</b>	<b>3</b>	<b>0</b>	<b>8-4-1</b>

MORALES, ALFREDO

Defender / Ht.: 6-0 / Wt.: 163 / Born: May 12, 1990

Year	GP/GS	MIN	G	A	Pts	Y	R	W-L-T
2013	1/0	17	0	0	0	0	0	0-0-1
2014	5/1	161	0	0	0	1	0	1-2-2
2015	6/3	280	0	0	0	0	0	3-1-2
2016	1/1	90	0	0	0	0	0	1-0-0
2019	3/1	131	0	0	0	1	0	2-1-0
<b>5-Year Totals</b>	<b>16/5</b>	<b>679</b>	<b>0</b>	<b>0</b>	<b>0</b>	<b>2</b>	<b>0</b>	<b>7-4-4</b>

MORRIS, JORDAN

Forward / Ht.: 5-11 / Wt.: 185 / Born: Oct. 26, 1994

Year	GP/GS	MIN	G	A	Pts	Y	R	W-L-T
2014	1/0	15	0	0	0	0	0	0-1-0
2015	6/1	151	1	1	3	0	0	4-1-1
2016	5/1	184	0	0	0	0	0	5-0-0
2017	12/5	559	4	1	9	0	0	7-1-4
2018	1/1	90	0	0	0	0	0	0-0-1
2019	14/9	779	5	6	16	0	0	8-4-2
<b>6-Year Totals</b>	<b>39/17</b>	<b>1763</b>	<b>10</b>	<b>8</b>	<b>28</b>	<b>0</b>	<b>0</b>	<b>24-7-8</b>

MORROW, JUSTIN

Defender / Ht.: 5-9 / Wt.: 165 / Born: Oct. 4, 1987

Year	GP/GS	MIN	G	A	Pts	Y	R	W-L-T
2013	1/1	90	0	0	0	0	0	0-0-1
2017	2/2	180	0	0	0	1	0	2-0-0
2018	1/1	90	0	0	0	1	0	0-0-1
<b>3-Year Totals</b>	<b>4/4</b>	<b>360</b>	<b>0</b>	<b>0</b>	<b>0</b>	<b>2</b>	<b>0</b>	<b>3-0-2</b>

MUELLER, CHRIS

Forward / Ht.: 5-9 / Wt.: 160 / Born: Aug. 29, 1996

Year	GP/GS	MIN	G	A	Pts	Y	R	W-L-T
2020	1/1	90	2	1	5	0	0	1-0-0
2021	1/0	26	0	0	0	0	0	1-0-0
<b>2-Year Totals</b>	<b>2/1</b>	<b>116</b>	<b>2</b>	<b>1</b>	<b>5</b>	<b>0</b>	<b>0</b>	<b>2-0-0</b>

MULLAN, BRIAN

Midfielder / Ht.: 5-8 / Wt.: 150 / Born: April 23, 1978

Year	GP/GS	MIN	G	A	Pts	Y	R	W-L-T
2004	1/0	19	0	0	0	0	0	0-0-1
2005	1/1	90	0	0	0	0	0	1-0-0
2007	2/0	34	0	0	0	0	0	1-0-1
<b>3-Year Totals</b>	<b>4/1</b>	<b>143</b>	<b>0</b>	<b>0</b>	<b>0</b>	<b>0</b>	<b>0</b>	<b>2-0-2</b>

MULROONEY, RICHARD

Midfielder / Ht.: 5-9 / Wt.: 160 / Born: Nov. 3, 1976

Year	GP/GS	MIN	G	A	Pts	Y	R	W-L-T
2001	1/0	23	0	0	0	0	0	0-1-0
2002	3/3	270	0	0	0	0	0	3-0-0
2003	8/5	507	0	0	0	0	0	7-1-0
2004	2/1	87	0	0	0	0	0	0-0-2
<b>4-Year Totals</b>	<b>14/9</b>	<b>887</b>	<b>0</b>	<b>0</b>	<b>0</b>	<b>0</b>	<b>0</b>	<b>10-2-2</b>

## MURRAY, BRUCE

Forward / Ht.: 6-1 / Wt.: 170 / Born: Jan. 25, 1966

	GP/GS	MIN	G	A	Pts	Y	R	W-L-T
1985	1/1	70	0	0	0	0	0	0-1-0
1986	1/1	90	1	0	2	0	0	0-0-1
1987	3/3	270	0	0	0	0	0	1-2-0
1988	8/5	470	0	0	0	0	0	1-3-4
1989	12/12	1280	2	0	4	0	0	6-3-3
1990	20/17	1661	8	2	18	2	0	8-9-3
1991	16/15	1438	6	3	15	0	1	7-3-6
1992	12/12	817	2	1	5	2	0	4-5-3
1993	12/10	651	2	0	4	0	0	1-5-6
9-Year Totals	85/76	6737	21	6	48	4	1	28-31-26

## MUSAH, YUNUS

Midfielder / Ht.: 5-10 / Wt.: 165 / Born: Nov. 29, 2002

	GP/GS	MIN	G	A	Pts	Y	R	W-L-T
2020	2/2	155	0	0	0	0	0	1-0-1
2021	9/8	648	0	2	2	0	0	6-2-1
2-Year Totals	11/10	803	0	2	2	0	0	7-2-2

## NAGBE, DARLINGTON

Midfielder / Ht.: 5-9 / Wt.: 165 / Born: July 19, 1990

	GP/GS	MIN	G	A	Pts	Y	R	W-L-T
2015	2/0	50	0	0	0	0	0	1-0-1
2016	8/0	228	1	1	3	1	0	4-4-0
2017	14/11	1052	0	0	0	1	0	7-2-5
2018	1/1	90	0	0	0	0	0	1-0-0
4-Year Totals	25/12	1410	1	1	3	2	0	13-6-6

## NAMOFF, BRYAN

Defender / Ht.: 5-10 / Wt.: 168 / Born: May 28, 1979

	GP/GS	MIN	G	A	Pts	Y	R	W-L-T
2007	1/0	28	0	0	0	0	0	1-0-0

## NGUYEN, LEE

Midfielder / Ht.: 5-8 / Wt.: 149 / Born: Oct. 7, 1986

	GP/GS	MIN	G	A	Pts	Y	R	W-L-T
2007	3/0	41	0	0	0	0	0	1-2-0
2014	1/0	13	0	0	0	0	0	0-1-0
2015	3/0	76	0	0	0	1	0	1-2-0
2016	2/1	150	0	0	0	0	0	2-0-0
4-Year Totals	9/1	280	0	0	0	1	0	4-5-0

## NOONAN, PAT

Forward / Ht.: 6-0 / Wt.: 170 / Born: Aug. 2, 1980

	GP/GS	MIN	G	A	Pts	Y	R	W-L-T
2004	1/0	16	0	0	0	0	0	0-0-1
2005	9/5	447	1	0	2	1	0	7-1-1
2006	3/3	228	0	1	1	0	0	2-0-1
2008	1/1	62	0	1	1	0	0	1-0-0
4-Year Totals	14/9	753	1	2	4	1	0	10-1-3

## NOVAKOVICH, ANDRIJA

Forward / Ht.: 6-4 / Wt.: 180 / Born: Sept. 21, 1996

	GP/GS	MIN	G	A	Pts	Y	R	W-L-T
2018	3/0	52	0	0	0	0	0	2-1-0

## O'BRIEN, JOHN

Midfielder / Ht.: 5-8 / Wt.: 145 / Born: Aug. 29, 1977

	GP/GS	MIN	G	A	Pts	Y	R	W-L-T
1998	1/0	10	0	0	0	0	0	1-0-0
2000	5/4	349	1	1	3	0	0	3-0-2
2001	5/3	293	0	0	0	0	0	2-0-3
2002	9/9	720	1	2	4	0	0	3-5-1
2003	1/1	90	0	1	1	0	0	1-0-0
2005	7/6	483	1	0	2	0	0	5-0-2
2006	4/2	179	0	0	0	0	0	1-2-1
7-Year Totals	32/25	2124	3	4	10	0	0	16-7-9

## OLOSUNDE, MATT

Defender / Ht.: 6-1 / Wt.: 160 / Born: March 7, 1998

	GP/GS	MIN	G	A	Pts	Y	R	W-L-T
2018	1/0	19	0	0	0	0	0	1-0-0

## OLSEN, BEN

Midfielder / Ht.: 5-8 / Wt.: 140 / Born: May 3, 1977

	GP/GS	MIN	G	A	Pts	Y	R	W-L-T
1998	1/0	17	0	0	0	0	0	0-0-1
1999	7/5	438	2	1	5	1	0	5-1-1
2000	10/4	414	1	0	2	2	0	5-0-5
2001	1/1	85	0	0	0	0	0	1-0-0
2002	1/1	75	1	0	2	0	0	1-0-0
2003	2/1	90	0	0	0	1	0	1-1-0
2005	5/2	250	0	0	0	0	1	2-0-3
2006	8/5	394	2	0	4	2	0	4-2-2
2007	2/2	131	0	0	0	0	0	0-2-0
9-Year Totals	37/21	1894	6	1	13	6	1	19-6-12

## ONYEWU, OGUCHI

Defender / Ht.: 6-4 / Wt.: 210 / Born: May 13, 1982

	GP/GS	MIN	G	A	Pts	Y	R	W-L-T
2004	2/1	77	0	0	0	2	1	1-0-1
2005	9/9	840	1	1	3	2	0	6-2-1
2006	6/6	523	0	0	0	1	0	2-3-1
2007	11/11	928	1	0	2	5	1	9-2-0
2008	10/10	842	3	1	7	2	0	6-2-2
2009	13/13	1170	0	1	1	2	0	7-5-1
2010	7/5	443	1	0	2	0	0	2-1-4
2011	4/3	270	0	0	0	0	0	1-2-1
2012	4/1	181	0	0	0	0	0	2-1-1
2013	2/2	180	0	0	0	0	0	2-0-0
2014	1/1	90	0	0	0	0	0	0-1-0
11-Year Totals	69/62	5544	6	3	15	14	2	38-19-12

## OPARA, IKE

Defender / Ht.: 6-2 / Wt.: 170 / Born: Feb. 21, 1989

	GP/GS	MIN	G	A	Pts	Y	R	W-L-T
2018	1/1	90	0	0	0	0	0	0-0-1

## OROZCO, MICHAEL

Defender / Ht.: 5-11 / Wt.: 160 / Born: Feb. 7, 1986

	GP/GS	MIN	G	A	Pts	Y	R	W-L-T
2008	1/1	90	0	0	0	0	0	0-1-0
2011	3/3	225	0	1	1	0	0	1-1-1
2012	1/0	14	1	0	2	0	0	1-0-0
2013	6/5	466	2	0	4	0	0	5-1-0
2014	2/2	106	0	0	0	1	0	1-0-1
2015	7/6	484	0	0	0	2	0	2-3-2
2016	9/7	517	1	0	2	2	1	5-3-1
7-Year Totals	29/24	1902	4	1	9	5	1	15-9-5

## OTASOWIE, OWEN

Midfielder/Defender / Ht.: 6-2 / Wt.: 195 / Born: Jan. 6, 2001

	GP/GS	MIN	G	A	Pts	Y	R	W-L-T
2020	1/0	3	0	0	0	0	0	0-0-1

## PALMER-BROWN, ERIK

Defender / Ht.: 6-1 / Wt.: 175 / Born: April 24, 1997

	GP/GS	MIN	G	A	Pts	Y	R	W-L-T
2018	2/1	123	0	0	0	0	0	1-0-1

## PARKE, JEFF

Defender / Ht.: 6-1 / Wt.: 185 / Born: March 23, 1982

	GP/GS	MIN	G	A	Pts	Y	R	W-L-T
2012	1/0	36	0	0	0	0	0	1-0-0

## PARKER, TIM

Defender / Ht.: 6-2 / Wt.: 195 / Born: Feb. 23, 1993

	GP/GS	MIN	G	A	Pts	Y	R	W-L-T
2018	2/1	119	0	0	0	0	0	0-1-1

## PARKHURST, MICHAEL

Defender / Ht.: 5-11 / Wt.: 155 / Born: Jan. 24, 1984

	GP/GS	MIN	G	A	Pts	Y	R	W-L-T
2007	2/2	180	0	0	0	0	0	2-0-0
2008	2/1	135	0	0	0	0	0	2-0-0
2009	4/3	281	0	0	0	2	0	3-0-1
2010	1/0	45	0	0	0	0	0	0-0-1
2012	6/4	389	0	0	0	0	0	3-2-1
2013	8/6	596	0	1	1	1	0	8-0-0
2014	2/2	180	0	0	0	0	0	1-0-1
7-Year Totals	25/18	1806	0	1	1	3	0	19-2-4

## PARKS, KEATON

Midfielder / Ht.: 6-4 / Wt.: 175 / Born: Aug. 6, 1997

	GP/GS	MIN	G	A	Pts	Y	R	W-L-T
2018	1/0	28	0	0	0	0	0	1-0-0

## PAUSE, LOGAN

Midfielder / Ht.: 5-10 / Wt.: 155 / Born: Aug. 22, 1981

	GP/GS	MIN	G	A	Pts	Y	R	W-L-T
2009	5/5	426	0	1	1	2	0	4-1-0
2010	1/1	90	0	0	0	0	0	1-0-0
2-Year Totals	6/6	516	0	1	1	2	0	5-1-0

## PEARCE, HEATH

Defender / Ht.: 5-10 / Wt.: 175 / Born: Aug. 13, 1984

	GP/GS	MIN	G	A	Pts	Y	R	W-L-T
2005	1/0	14	0	0	0	0	0	0-0-1
2006	4/2	195	0	0	0	1	0	2-1-1
2007	5/3	342	0	1	1	0	0	3-2-0
2008	11/11	945	0	2	2	1	0	7-3-1
2009	7/7	630	0	1	1	1	0	5-1-1
2010	5/2	276	0	1	1	1	0	1-3-1
2012	2/1	121	0	0	0	0	0	2-0-0
7-Year Totals	35/24	2523	0	5	5	4	0	20-10-5

## PEFOK, JORDAN

Forward / Ht.: 6-3 / Wt.: 195 / Born: April 26, 1996

	GP/GS	MIN	G	A	Pts	Y	R	W-L-T
2021	8/2	331	1	0	2	1	0	5-1-2

## PEPI, RICARDO

Forward / Ht.: 6-1 / Wt.: 165 / Born: April 26, 1996

	GP/GS	MIN	G	A	Pts	Y	R	W-L-T
2021	7/6	424	3	3	9	0	0	5-1-1

## PEREA, ANDRÉS

Midfielder / Ht.: 6-0 / Wt.: 160 / Born: Nov. 14, 2000

	GP/GS	MIN	G	A	Pts	Y	R	W-L-T
2021	1/0	45	0	0	0	0	0	1-0-0

## PEREZ, HUGO

Midfielder / Ht.: 5-8 / Wt.: 155 / Born: Nov. 8, 1963

	GP/GS	MIN	G	A	Pts	Y	R	W-L-T
1984	5/3	290	0	0	0	0	0	3-0-2
1985	6/5	450	1	0	2	0	0	2-3-1
1988	1/0	20	1	0	2	0	0	1-0-0
1989	2/2	160	1	0	2	0	0	2-0-0
1990	2/2	180	0	0	0	0	0	0-1-1
1991	11/9	878	1	2	4	1	0	6-2-3
1992	17/17	1378	3	1	7	1	0	4-10-3
1993	12/12	773	3	2	8	1	0	5-5-2
1994	17/16	1206	3	3	9	1	0	3-6-8
9-Year Totals	73/66	5335	13	8	34	4	0	26-27-20

## PETKE, MIKE

Defender / Ht.: 6-2 / Wt.: 185 / Born: Jan. 30, 1976

	GP/GS	MIN	G	A	Pts	Y	R	W-L-T
2001	1/1	90	0	0	0	0	0	0-0-1
2003	1/0	13	0	0	0	0	0	1-0-0
2-Year Totals	2/1	103	0	0	0	0	0	1-0-1

## PICAULT, FABRICE

Forward / Ht.: 5-8 / Wt.: 170 / Born: Feb. 23, 1991

	GP/GS	MIN	G	A	Pts	Y	R	W-L-T
2016	1/0	20	0	0	0	0	0	1-0-0
2018	1/0	32	0	0	0	0	0	0-1-0
2-Year Totals	2/0	52	0	0	0	0	0	1-1-0

## PINES, DONOVAN

Defender / Ht.: 5-5 / Wt.: 195 / Born: March 7, 1998

	GP/GS	MIN	G	A	Pts	Y	R	W-L-T
2021	2/0	86	0	0	0	0	0	2-0-0

## PITTMAN, STEVE

Defender / Ht.: 5-10 / Wt.: 185 / Born: July 18, 1967

	GP/GS	MIN	G	A	Pts	Y	R	W-L-T
1990	1/1	90	0	2	2	0	0	1-0-0
1995	1/1	90	0	0	0	0	0	0-1-0
1997	1/1	60	0	0	0	0	0	0-1-0
3-Year Totals	3/3	240	0	2	2	0	0	1-2-0

## POMYKAL, PAXTON

Midfielder / Ht.: 5-7 / Wt.: 145 / Born: Dec. 17, 1999

	GP/GS	MIN	G	A	Pts	Y	R	W-L-T
2019	1/0	5	0	0	0	0	0	0-0-1

## POLSTER, MATT

Defender / Ht.: 6-0 / Wt.: 170 / Born: June 8, 1993

	GP/GS	MIN	G	A	Pts	Y	R	W-L-T
2018	1/1	90	0	0	0	0	0	0-0-1

## PONTIUS, CHRIS

Midfielder / Ht.: 6-0 / Wt.: 170 / Born: May 12, 1987

	GP/GS	MIN	G	A	Pts	Y	R	W-L-T
2017	5/2	209	0	0	0	0	0	4-0-1

## POPE, EDDIE

Defender / Ht.: 6-1 / Wt.: 180 / Born: Dec. 24, 1973

	GP/GS	MIN	G	A	Pts	Y	R	W-L-T
1996	5/5	430	0	0	0	0	0	3-1-1
1997	9/9	773	2	0	4	0	0	4-1-4
1998	12/12	1035	1	0	2	1	0	6-3-3
1999	3/3	199	0	0	0	0	0	0-1-2
2000	6/6	526	1	0	2	0	0	4-0-2
2001	9/9	810	0	0	0	0	0	4-4-1
2002	11/11	980	1	0	2	3	0	5-5-1
2003	2/2	174	0	0	0	0	0	1-0-1
2004	9/9	789	1	0	2	2	0	4-0-5
2005	7/7	486	0	0	2	0	0	5-2-0
2006	9/9	758	2	0	4	4	1	4-2-3
11-Year Totals	82/82	6960	8	0	16	12	1	40-19-23

## PRAMPIN, ALAN

Forward / Ht.: 5-7 / Wt.: 165 / Born: Nov. 30, 1971

	GP/GS	MIN	G	A	Pts	Y	R	W-L-T
1993	2/0	8	0	0	0	0	0	0-1-1

## PULISIC, CHRISTIAN

Midfielder / Ht.: 5-8 / Wt.: 140 / Born: Sept. 18, 1998

	GP/GS	MIN	G	A	Pts	Y	R	W-L-T
2016	11/4	471	3	2	8	0	0	6-5-0
2017	9/9	773	6	4	16	0	0	3-2-4
2018	3/3	262	0	0	0	0	0	1-2-0
2019	11/10	762	5	3	13	0	0	7-3-1
2021	8/6	541	3	0	6	1	0	6-0-2
5-Year Totals	42/32	2809	17	9	43	1	0	23-12-7

## QUARANTA, SANTINO

Midfielder / Ht.: 6-1 / Wt.: 185 / Born: Oct. 14, 1984

	GP/GS	MIN	G	A	Pts	Y	R	W-L-T
2005	9/3	411	0	1	1	0	0	5-1-3
2006	2/0	41	0	0	0	1	0	2-0-0
2009	4/2	194	1	0	2	0	0	2-1-1
3-Year Totals	15/3	646	1	1	3	1	0	9-2-4

## QUESADA, DAVID

Forward / Ht.: 6-1 / Wt.: 170 / Born: March 30, 1971

	GP/GS	MIN	G	A	Pts	Y	R	W-L-T
1995	1/0	2	0	0	0	0	0	0-1-0

## QUINN, BRIAN

Midfielder / Ht.: 5-9 / Wt.: 155 / Born: May 24, 1960

	GP/GS	MIN	G	A	Pts	Y	R	W-L-T
1991	11/11	990	1	1	3	0	0	6-1-4
1992	19/19	1651	0	0	4	1	0	4-11-4
1993	10/8	648	0	1	1	1	0	2-2-6
1994	8/3	361	0	0	0	0	0	1-3-4
4-Year Totals	48/41	3650	1	2	4	5	1	13-17-18

## RADOSAVLJEVIĆ, PREKI

Midfielder / Ht.: 5-9 / Wt.: 165 / Born: June 24, 1963

	GP/GS	MIN	G	A	Pts	Y	R	W-L-T
1996	4/2	201	1	1	3	0	0	2-1-1
1997	8/4	418	1	0	2	0	0	3-4-1
1998	14/1	425	2	2	6	1	0	6-5-3
2001	2/0	44	0	0	0	0	0	0-2-0
<b>4-Year Totals</b>	<b>28/7</b>	<b>1088</b>	<b>4</b>	<b>3</b>	<b>11</b>	<b>1</b>	<b>0</b>	<b>11-12-5</b>

## RALSTON, STEVE

Midfielder / Ht.: 5-9 / Wt.: 160 / Born: June 14, 1974

	GP/GS	MIN	G	A	Pts	Y	R	W-L-T
1997	4/3	181	0	0	0	0	0	0-4-0
1999	1/0	14	0	0	0	0	0	0-1-0
2000	2/1	53	0	0	0	0	0	1-0-1
2003	7/3	360	2	3	7	0	0	6-1-0
2004	3/3	211	0	0	0	1	0	0-0-3
2005	15/12	1067	2	3	7	0	0	11-2-2
2006	1/1	54	0	0	0	0	0	0-0-1
2007	3/1	130	0	0	0	0	0	3-0-0
<b>8-Year Totals</b>	<b>36/24</b>	<b>2070</b>	<b>4</b>	<b>6</b>	<b>14</b>	<b>1</b>	<b>0</b>	<b>21-8-7</b>

## RAMIREZ, CHRISTIAN

Forward / Ht.: 6-2 / Wt.: 190 / Born: April 4, 1991

	GP/GS	MIN	G	A	Pts	Y	R	W-L-T
2019	2/0	18	1	0	2	0	0	2-0-0

## RAMOS, TAB

Midfielder / Ht.: 5-7 / Wt.: 140 / Born: Sept. 21, 1966

	GP/GS	MIN	G	A	Pts	Y	R	W-L-T
1988	2/2	180	0	0	0	0	0	1-1-0
1989	9/9	781	2	3	7	1	0	6-1-2
1990	17/17	1530	0	4	4	0	0	5-11-1
1992	6/6	525	1	1	3	0	0	2-3-1
1993	9/9	802	0	2	2	3	0	5-3-1
1994	7/6	514	0	1	1	1	0	2-2-3
1995	8/2	350	1	2	4	0	0	4-3-1
1996	12/12	1006	1	1	3	4	0	9-2-1
1997	3/3	270	1	0	2	0	0	1-1-1
1998	5/3	209	1	0	2	0	0	1-2-2
2000	3/1	139	1	0	2	0	0	2-0-1
<b>11-Year Totals</b>	<b>81/70</b>	<b>6306</b>	<b>8</b>	<b>14</b>	<b>30</b>	<b>9</b>	<b>0</b>	<b>38-29-14</b>

## RAZOV, ANTE

Forward / Ht.: 6-1 / Wt.: 175 / Born: March 2, 1974

	GP/GS	MIN	G	A	Pts	Y	R	W-L-T
1995	1/0	37	0	0	0	0	0	0-0-1
1999	3/1	139	0	1	1	0	1	2-0-1
2000	9/5	492	4	1	9	0	0	5-1-3
2001	6/3	290	1	0	2	1	0	3-2-1
2002	3/3	209	1	1	3	1	0	3-0-0
2004	2/1	86	0	0	0	0	0	0-0-2
2007	1/1	65	0	0	0	0	0	1-0-0
<b>7-Year Totals</b>	<b>25/14</b>	<b>1328</b>	<b>6</b>	<b>3</b>	<b>15</b>	<b>2</b>	<b>1</b>	<b>14-3-8</b>

## REAM, TIM

Defender / Ht.: 6-1 / Wt.: 165 / Born: Oct. 5, 1987

	GP/GS	MIN	G	A	Pts	Y	R	W-L-T
2010	1/1	66	0	0	0	0	0	1-0-0
2011	6/5	469	0	0	0	0	0	0-1-1
2014	4/0	105	0	0	0	0	0	1-1-2
2015	9/7	641	0	1	1	0	0	4-2-3
2016	1/1	62	1	0	2	0	0	1-0-0
2017	5/3	317	0	0	0	0	0	1-1-3
2019	14/14	1210	0	2	2	0	0	8-4-2
2020	1/1	90	0	0	0	0	0	1-0-0
2021	5/4	413	0	1	1	0	0	3-1-1
<b>9-Year Totals</b>	<b>46/36</b>	<b>3373</b>	<b>1</b>	<b>4</b>	<b>6</b>	<b>0</b>	<b>0</b>	<b>21-13-12</b>

## REGIS, DAVID

Defender / Ht.: 5-11 / Wt.: 160 / Born: Dec. 2, 1968

	GP/GS	MIN	G	A	Pts	Y	R	W-L-T
1998	5/5	450	0	0	0	1	0	1-3-1
1999	2/2	180	0	0	0	0	0	0-2-0
2000	8/8	720	0	0	0	2	0	4-2-2
2001	8/8	707	0	0	0	1	0	5-2-1
2002	4/4	350	0	0	0	0	0	1-3-0
<b>5-Year Totals</b>	<b>27/27</b>	<b>2407</b>	<b>0</b>	<b>0</b>	<b>0</b>	<b>4</b>	<b>0</b>	<b>11-12-4</b>

## REYNA, CLAUDIO

Midfielder / Ht.: 5-10 / Wt.: 160 / Born: July 20, 1973

	GP/GS	MIN	G	A	Pts	Y	R	W-L-T
1994	19/8	973	2	1	5	2	0	5-5-9
1995	9/8	631	1	3	5	2	0	3-4-2
1996	14/12	1113	1	3	5	1	0	9-3-2
1997	11/10	864	1	1	3	3	0	3-4-4
1998	9/8	705	1	2	4	2	0	3-6-0
1999	4/4	360	1	0	2	0	0	2-1-1
2000	12/11	1000	1	3	5	0	0	6-2-4
2001	6/6	492	0	1	1	2	0	4-0-2
2002	8/8	635	0	0	0	1	0	2-5-1
2003	5/4	249	0	1	1	1	0	4-1-0
2004	8/8	690	0	3	3	1	0	5-1-2
2005	3/3	270	0	1	1	1	0	1-2-0
2006	4/4	235	0	0	0	1	0	0-3-1
<b>13-Year Totals</b>	<b>112/94</b>	<b>8217</b>	<b>8</b>	<b>19</b>	<b>35</b>	<b>17</b>	<b>0</b>	<b>47-37-28</b>

## REYNA, GIO

Forward/Midfielder / Ht.: 6-1 / Wt.: 175 / Born: Nov. 13, 2002

	GP/GS	MIN	G	A	Pts	Y	R	W-L-T
2020	2/2	147	1	0	2	0	0	1-0-1
2021	7/6	469	3	1	7	0	0	5-1-1
<b>2-Year Totals</b>	<b>9/8</b>	<b>616</b>	<b>4</b>	<b>1</b>	<b>9</b>	<b>0</b>	<b>0</b>	<b>6-1-2</b>

## REYNOLDS, BRYAN

Defender / Ht.: 6-3 / Wt.: 165 / Born: June 28, 2001

	GP/GS	MIN	G	A	Pts	Y	R	W-L-T
2021	2/0	72	0	0	0	0	0	2-0-0

## RICHARDS, CHRIS

Defender / Ht.: 6-2 / Wt.: 190 / Born: March 28, 2000

	GP/GS	MIN	G	A	Pts	Y	R	W-L-T
2020	1/0	10	0	0	0	0	0	0-0-1
2021	5/2	253	0	0	0	0	0	4-0-1
<b>2-Year Totals</b>	<b>6/2</b>	<b>263</b>	<b>0</b>	<b>0</b>	<b>0</b>	<b>0</b>	<b>0</b>	<b>5-0-2</b>

## ROBINSON, ANTONEE

Defender / Ht.: 6-0 / Wt.: 155 / Born: Aug. 8, 1997

	GP/GS	MIN	G	A	Pts	Y	R	W-L-T
2018	6/4	372	0	2	2	1	0	2-2-2
2019	1/1	80	0	0	0	0	0	0-1-0
2020	1/1	90	0	0	0	0	0	0-0-1
2021	11/8	795	1	1	3	0	0	8-0-3
<b>4-Year Total</b>	<b>19/14</b>	<b>1337</b>	<b>1</b>	<b>3</b>	<b>5</b>	<b>1</b>	<b>0</b>	<b>10-3-6</b>

## ROBINSON, EDDIE

Defender / Ht.: 6-1 / Wt.: 195 / Born: June 19, 1978

	GP/GS	MIN	G	A	Pts	Y	R	W-L-T
2008	1/1	45	1	0	2	0	0	1-0-0

## ROBINSON, MILES

Defender / Ht.: 6-2 / Wt.: 185 / Born: March 14, 1997

	GP/GS	MIN	G	A	Pts	Y	R	W-L-T
2019	2/0	57	0	0	0	0	0	0-1-1
2021	13/13	1199	3	0	6	2	1	11-0-2
<b>2-Year Totals</b>	<b>15/13</b>	<b>1256</b>	<b>3</b>	<b>0</b>	<b>6</b>	<b>2</b>	<b>1</b>	<b>13-1-3</b>

## ROGERS, ROBBIE

Midfielder / Ht.: 5-10 / Wt.: 165 / Born: May 12, 1987

	GP/GS	MIN	G	A	Pts	Y	R	W-L-T
2009	9/7	656	1	3	5	0	0	5-3-1
2010	4/3	250	0	0	0	0	0	2-2-0
2011	5/3	175	1	0	2	0	0	1-3-1
<b>3-Year Totals</b>	<b>18/13</b>	<b>1081</b>	<b>2</b>	<b>3</b>	<b>7</b>	<b>0</b>	<b>0</b>	<b>8-8-2</b>

## ROLDAN, CRISTIAN

Midfielder / Ht.: 5-8 / Wt.: 165 / Born: June 3, 1995

	GP/GS	MIN	G	A	Pts	Y	R	W-L-T
2017	1/1	90	0	0	0	0	0	1-0-0
2018	4/1	82	0	0	0	0	0	2-1-1
2019	14/10	951	0	0	0	0	0	8-4-2
2021	11/2	399	0	2	2	0	0	8-1-2
<b>4-Year Totals</b>	<b>30/14</b>	<b>1522</b>	<b>0</b>	<b>2</b>	<b>2</b>	<b>0</b>	<b>0</b>	<b>19-6-5</b>



## ROLFE, CHRIS

Forward / Ht.: 5-8 / Wt.: 145 / Born: Jan. 17, 1983

	GP/GS	MIN	G	A	Pts	Y	R	W-L-T
2005	1/0	33	0	0	0	0	0	0-0-1
2006	3/1	101	0	1	1	1	0	2-0-1
2007	2/2	136	0	0	0	0	0	2-0-0
2008	3/0	56	0	0	0	0	0	2-1-0
2009	1/0	30	0	0	0	0	0	1-0-0
<b>5-Year Totals</b>	<b>10/3</b>	<b>356</b>	<b>0</b>	<b>1</b>	<b>1</b>	<b>1</b>	<b>0</b>	<b>7-1-2</b>

## ROWE, Kelyn

Midfielder / Ht.: 5-8 / Wt.: 160 / Born: Dec. 2, 1991

	GP/GS	MIN	G	A	Pts	Y	R	W-L-T
2017	3/3	193	1	1	3	0	0	2-0-1
2018	1/0	45	0	0	0	0	0	0-0-1
<b>2-Year Totals</b>	<b>4/3</b>	<b>238</b>	<b>1</b>	<b>1</b>	<b>3</b>	<b>0</b>	<b>0</b>	<b>2-0-2</b>

## RUBIN, RUBIO

Midfielder / Ht.: 5-10 / Wt.: 160 / Born: March 1, 1996

	GP/GS	MIN	G	A	Pts	Y	R	W-L-T
2014	2/1	80	0	0	0	0	0	0-2-0
2015	1/0	24	0	0	0	0	0	0-1-0
<b>2-Year Totals</b>	<b>3/1</b>	<b>104</b>	<b>0</b>	<b>0</b>	<b>0</b>	<b>0</b>	<b>0</b>	<b>0-3-0</b>

## SAIEF, KENNY

Midfielder / Ht.: 5-9 / Wt.: 160 / Born: Dec. 17, 1993

	GP/GS	MIN	G	A	Pts	Y	R	W-L-T
2017	1/0	19	0	0	0	0	0	1-0-0
2018	3/2	139	0	0	0	0	0	1-2-0
<b>2-Year Totals</b>	<b>4/2</b>	<b>158</b>	<b>0</b>	<b>0</b>	<b>0</b>	<b>0</b>	<b>0</b>	<b>2-2-0</b>

## SALCEDO, JORGE

Midfielder / Ht.: 6-1 / Wt.: 175 / Born: Sept. 27, 1972

	GP/GS	MIN	G	A	Pts	Y	R	W-L-T
1994	2/0	90	0	0	0	0	0	1-1-0
1995	1/0	1	0	0	0	0	0	0-1-0
<b>2-Year Totals</b>	<b>3/0</b>	<b>91</b>	<b>0</b>	<b>0</b>	<b>0</b>	<b>0</b>	<b>0</b>	<b>1-2-0</b>

## SANDS, JAMES

Defender/Midfielder / Ht.: 6-1 / Wt.: 160 / Born: July 6, 2000

	GP/GS	MIN	G	A	Pts	Y	R	W-L-T
2021	7/6	567	0	0	0	0	0	7-0-0

## SANNEH, TONY

Defender / Ht.: 6-2 / Wt.: 190 / Born: June 1, 1971

	GP/GS	MIN	G	A	Pts	Y	R	W-L-T
1997	3/2	225	0	2	2	2	0	0-2-1
1999	2/2	180	1	0	2	1	0	2-0-0
2000	10/9	753	0	0	0	1	0	4-2-4
2001	11/10	890	0	1	1	2	0	5-4-2
2002	11/9	816	1	1	3	1	0	4-6-1
2004	4/3	242	1	0	2	0	0	2-0-2
2005	2/2	180	0	0	0	1	0	1-0-1
<b>7-Year Totals</b>	<b>43/37</b>	<b>3286</b>	<b>3</b>	<b>4</b>	<b>10</b>	<b>8</b>	<b>0</b>	<b>18-14-11</b>

## SANTEL, MARK

Defender / Ht.: 5-10 / Wt.: 165 / Born: June 5, 1968

	GP/GS	MIN	G	A	Pts	Y	R	W-L-T
1988	1/1	90	0	0	0	0	0	0-1-0
1991	2/0	49	0	0	0	0	0	0-2-0
1993	4/1	134	1	0	2	0	0	3-1-0
1997	1/1	90	0	0	0	1	0	0-1-0
<b>4-Year Totals</b>	<b>8/3</b>	<b>363</b>	<b>1</b>	<b>0</b>	<b>2</b>	<b>1</b>	<b>0</b>	<b>3-5-0</b>

## SAPONG, C.J.

Forward / Ht.: 6-1 / Wt.: 185 / Born: Dec. 27, 1988

	GP/GS	MIN	G	A	Pts	Y	R	W-L-T
2012	2/0	32	0	0	0	0	0	2-0-0
2017	1/1	77	0	1	1	0	0	0-0-1
2018	1/1	45	0	0	0	0	0	0-0-1
<b>3-Year Totals</b>	<b>4/2</b>	<b>154</b>	<b>0</b>	<b>1</b>	<b>1</b>	<b>0</b>	<b>0</b>	<b>2-0-2</b>

## SARGENT, JOSH

Forward / Ht.: 6-1 / Wt.: 175 / Born: Feb. 20, 2000

	GP/GS	MIN	G	A	Pts	Y	R	W-L-T
2018	6/3	266	2	0	4	0	0	1-3-2
2019	6/5	458	3	0	6	1	0	2-3-1
2021	7/6	416	0	1	1	0	0	4-1-2
<b>3-Year Totals</b>	<b>19/14</b>	<b>1140</b>	<b>5</b>	<b>1</b>	<b>11</b>	<b>1</b>	<b>0</b>	<b>7-7-5</b>

## SAVAGE, BRUCE

Defender / Ht.: 5-9 / Wt.: 150 / Born: Dec. 21, 1960

	GP/GS	MIN	G	A	Pts	Y	R	W-L-T
1983	1/1	90	0	0	0	0	0	1-0-0
1984	1/1	90	0	0	0	0	0	0-0-1
1991	6/3	415	0	0	0	0	0	2-2-2
1992	8/6	574	0	0	0	0	0	2-6-0
<b>4-Year Totals</b>	<b>16/11</b>	<b>1169</b>	<b>0</b>	<b>0</b>	<b>0</b>	<b>0</b>	<b>0</b>	<b>5-8-3</b>

## SERVANIA, BRANDON

Midfielder / Ht.: 5-01 / Wt.: 160 / Born: March 12, 1999

	GP/GS	MIN	G	A	Pts	Y	R	W-L-T
2020	1/1	24	0	0	0	0	0	1-0-0

## SHEA, BREK

Forward / Ht.: 6-3 / Wt.: 180 / Born: Feb. 28, 1990

	GP/GS	MIN	G	A	Pts	Y	R	W-L-T
2010	1/1	45	0	0	0	0	0	0-0-1
2011	8/6	505	0	1	1	2	0	2-4-2
2012	6/3	308	0	0	0	0	0	5-1-0
2013	10/2	285	2	0	4	1	0	7-1-2
2014	2/0	56	0	0	0	0	0	1-1-0
2015	7/5	487	2	0	4	1	0	3-3-1
<b>6-Year Totals</b>	<b>34/17</b>	<b>1686</b>	<b>4</b>	<b>1</b>	<b>9</b>	<b>4</b>	<b>0</b>	<b>18-10-6</b>

## SIMEK, FRANK

Defender / Ht.: 5-11 / Wt.: 163 / Born: Oct. 13, 1984

	GP/GS	MIN	G	A	Pts	Y	R	W-L-T
2007	5/2	226	0	0	0	1	0	4-0-1

## SIMMS, CLYDE

Midfielder / Ht.: 5-10 / Wt.: 165 / Born: Aug. 21, 1982

	GP/GS	MIN	G	A	Pts	Y	R	W-L-T
2005	1/0	1	0	0	0	0	0	0-1-0

## SLIVINSKI, MIKE

Midfielder / Ht.: 5-7 / Wt.: 165 / Born: Oct. 31, 1974

	GP/GS	MIN	G	A	Pts	Y	R	W-L-T
1991	1/1	45	0	0	0	0	0	1-0-0

## SMITH, KEVIN

Midfielder / Ht.: 5-5 / Wt.: 155 / Born: Dec. 5, 1962

	GP/GS	MIN	G	A	Pts	Y	R	W-L-T
1993	1/0	45	0	0	0	0	0	1-0-0

## SNYDER, TROY

Defender / Ht.: 5-11 / Wt.: 150 / Born: Nov. 24, 1965

	GP/GS	MIN	G	A	Pts	Y	R	W-L-T
1985	1/0	20	0	0	0	0	0	0-1-0
1991	4/0	61	0	0	0	0	0	2-1-1
<b>2-Year Totals</b>	<b>5/0</b>	<b>81</b>	<b>0</b>	<b>0</b>	<b>0</b>	<b>0</b>	<b>0</b>	<b>2-2-1</b>

## SORBER, MIKE

Midfielder / Ht.: 5-10 / Wt.: 165 / Born: May 14, 1971

	GP/GS	MIN	G	A	Pts	Y	R	W-L-T
1992	12/7	743	1	0	2	0	0	3-7-2
1993	15/11	1056	0	1	1	0	0	4-5-6
1994	18/14	1270	1	1	3	2	0	6-6-6
1995	9/7	535	0	0	0	0	0	5-3-1
1996	3/1	103	0	0	0	1	0	2-0-1
1997	9/6	532	0	0	0	0	0	4-0-5
1998	1/1	45	0	0	0	0	0	0-0-1
<b>7-Year Totals</b>	<b>67/47</b>	<b>4284</b>	<b>2</b>	<b>2</b>	<b>6</b>	<b>3</b>	<b>0</b>	<b>24-21-22</b>

## SOTO, SEBASTIAN

Forward / Ht.: 6-0 / Wt.: 165 / Born: July 28, 2000

	GP/GS	MIN	G	A	Pts	Y	R	W-L-T
2020	2/0	45	2	0	4	0	0	2-0-0

## SPECTOR, JONATHAN

Defender / Ht.: 6-0 / Wt.: 180 / Born: March 1, 1986

	GP/GS	MIN	G	A	Pts	Y	R	W-L-T
2004	1/0	14	0	0	0	0	0	0-0-1
2005	2/2	180	0	0	0	0	0	1-0-1
2007	8/5	470	0	0	0	0	0	6-1-1
2008	1/0	19	0	0	0	0	0	1-0-0
2009	11/11	969	0	2	2	1	0	6-5-0
2010	5/4	315	0	0	0	0	0	1-2-2
2011	5/2	216	0	0	0	0	0	1-3-1
2012	1/0	14	0	0	0	0	0	1-0-0
2015	2/0	46	0	0	0	0	0	0-2-0
9-Year Totals	36/24	2243	0	2	2	1	0	17-13-6

## STANKO, CALEB

Midfielder / Ht.: 5-11 / Wt.: 175 / Born: July 23, 1993

	GP/GS	MIN	G	A	Pts	Y	R	W-L-T
2016	1/0	19	0	0	0	0	0	1-0-0

## STEWART, EARNIE

Forward/Midfielder / Ht.: 5-9 / Wt.: 145 / Born: March 28, 1969

	GP/GS	MIN	G	A	Pts	Y	R	W-L-T
1990	1/1	90	0	0	0	0	0	0-1-0
1992	7/2	299	0	0	0	1	0	2-4-1
1993	6/3	373	2	1	5	0	0	2-3-1
1994	7/5	495	1	0	2	0	0	1-3-3
1995	9/9	763	1	2	4	4	0	3-4-2
1996	5/5	450	0	1	1	2	0	4-1-0
1997	7/6	569	1	0	2	4	0	3-0-4
1998	9/8	641	1	0	2	0	0	3-5-1
1999	5/4	374	0	1	1	0	0	3-2-0
2000	8/7	605	4	12	4	0	0	5-1-2
2001	10/10	900	5	10	10	1	0	5-3-2
2002	10/9	542	0	0	0	0	0	4-6-0
2003	13/7	790	2	0	4	1	0	8-3-2
2004	4/1	124	0	1	1	0	0	3-0-1
14-Year Totals	101/77	6915	17	10	44	17	0	46-36-19

## STOLLMEYER, JOHN

Defender / Ht.: 5-9 / Wt.: 170 / Born: Oct. 25, 1962

	GP/GS	MIN	G	A	Pts	Y	R	W-L-T
1986	2/2	160	0	0	0	0	0	0-0-2
1988	2/2	180	0	0	0	0	0	0-1-1
1989	12/10	900	0	0	0	0	0	6-3-3
1990	15/12	1000	0	1	1	0	0	6-8-1
4-Year Totals	31/26	2240	0	1	1	0	0	12-12-7

## STROUSE, ANDY

Forward / Ht.: 5-11 / Wt.: 180 / Born: June 22, 1970

	GP/GS	MIN	G	A	Pts	Y	R	W-L-T
1992	3/2	188	0	0	0	0	0	1-1-1

## SWEAT, BEN

Defender / Ht.: 6-2 / Wt.: 175 / Born: Sept. 4, 1991

	GP/GS	MIN	G	A	Pts	Y	R	W-L-T
2018	2/1	105	0	0	0	0	0	0-1-1

## SUAREZ, RYAN

Defender / Ht.: 6-2 / Wt.: 185 / Born: July 28, 1977

	GP/GS	MIN	G	A	Pts	Y	R	W-L-T
2003	1/1	77	0	0	0	1	0	1-0-0

## SULLIVAN, CHRIS

Forward / Ht.: 6-0 / Wt.: 165 / Born: April 18, 1965

	GP/GS	MIN	G	A	Pts	Y	R	W-L-T
1987	3/1	---	0	0	0	0	0	1-2-0
1988	6/2	---	0	0	0	0	0	2-3-1
1990	8/3	80	2	0	4	0	0	4-4-0
1992	2/1	84	0	0	0	1	0	0-2-0
4-Year Totals	19/7	164	2	0	4	1	0	7-11-1

## SZETELA, DANNY

Midfielder / Ht.: 5-11 / Wt.: 172 / Born: June 7, 1987

	GP/GS	MIN	G	A	Pts	Y	R	W-L-T
2007	1/0	7	0	0	0	0	0	1-0-0
2008	2/1	72	0	0	0	0	0	1-1-0
2-Year Totals	3/1	79	0	0	0	0	0	2-1-0

## TCHANI, TONY

Midfielder / Ht.: 6-4 / Wt.: 185 / Born: April 13, 1989

	GP/GS	MIN	G	A	Pts	Y	R	W-L-T
2016	1/0	20	0	0	0	0	0	1-0-0

## TESSMANN, TANNER

Midfielder / Ht.: 6-2 / Wt.: 190 / Born: Sept. 24, 2001

	GP/GS	MIN	G	A	Pts	Y	R	W-L-T
2021	1/0	12	0	0	0	0	0	1-0-0

## THORRINGTON, JOHN

Midfielder / Ht.: 5-8 / Wt.: 150 / Born: Oct. 17, 1979

	GP/GS	MIN	G	A	Pts	Y	R	W-L-T
2001	1/0	19	0	0	0	0	0	0-0-1
2008	2/1	102	0	0	0	0	0	2-0-0
2009	1/1	60	0	0	0	0	0	1-0-0
3-Year Totals	4/2	181	0	0	0	0	0	3-0-1

## TORRES, JOSE

Midfielder / Ht.: 5-7 / Wt.: 135 / Born: Oct. 29, 1987

	GP/GS	MIN	G	A	Pts	Y	R	W-L-T
2008	2/1	106	0	0	0	0	0	1-1-0
2009	5/1	108	0	0	0	0	0	2-1-2
2010	4/3	180	0	0	0	1	0	1-2-1
2011	3/3	248	0	0	0	0	0	0-2-1
2012	6/6	350	0	0	0	1	0	4-1-1
2013	6/5	358	0	1	1	0	0	6-0-0
6-Year Totals	26/19	1350	0	1	1	2	0	14-7-5

## TRAPP, WIL

Midfielder / Ht.: 5-8 / Wt.: 150 / Born: Jan. 15, 1993

	GP/GS	MIN	G	A	Pts	Y	R	W-L-T
2015	1/0	31	0	0	0	0	0	0-1-0
2016	1/0	13	0	0	0	0	0	1-0-0
2018	9/8	714	0	0	0	0	0	2-4-3
2019	9/6	490	0	0	0	1	0	5-3-1
4-Year Totals	20/14	1204	0	0	0	1	0	8-8-4

## TRITTSCHUH, STEVE

Defender / Ht.: 6-0 / Wt.: 170 / Born: April 24, 1965

	GP/GS	MIN	G	A	Pts	Y	R	W-L-T
1987	1/1	90	0	0	0	0	0	0-1-0
1988	8/7	630	0	0	0	0	0	1-5-2
1989	12/11	1060	1	0	2	0	0	6-3-3
1990	11/9	990	1	0	2	2	0	4-7-0
1991	4/2	240	0	0	0	0	0	2-0-2
1995	1/1	90	0	0	0	1	0	1-0-0
6-Year Totals	37/31	3100	2	0	4	3	0	14-16-7

## TWEELMAN, TAYLOR

Forward / Ht.: 5-11 / Wt.: 170 / Born: Feb. 29, 1980

	GP/GS	MIN	G	A	Pts	Y	R	W-L-T
2002	1/1	83	0	0	0	0	0	1-0-0
2003	5/1	174	0	0	0	1	0	2-3-0
2004	2/0	28	0	1	1	0	0	1-0-1
2005	5/3	269	1	0	2	0	1	3-1-1
2006	6/5	370	4	3	11	0	0	3-1-2
2007	10/5	481	1	2	4	0	0	8-2-0
2008	1/1	45	0	0	0	0	0	1-0-0
7-Year Totals	30/16	1450	6	6	18	1	1	19-7-4

## VAGENAS, PETER

Midfielder / Ht.: 5-8 / Wt.: 150 / Born: Feb. 6, 1978

	GP/GS	MIN	G	A	Pts	Y	R	W-L-T
2000	1/0	4	0	0	0	0	0	1-0-0
2003	1/0	23	0	0	0	0	0	1-0-0
2-Year Totals	2/0	27	0	0	0	0	0	2-0-0

## VANNEY, GREG

Defender / Ht.: 5-11 / Wt.: 169 / Born: June 11, 1974

	GP/GS	MIN	G	A	Pts	Y	R	W-L-T
1996	1/0	20	0	0	0	0	0	0-0-1
1997	1/1	90	0	0	0	0	0	0-1-0
1998	1/1	90	0	0	0	1	0	0-0-1
1999	1/1	90	0	0	0	0	0	0-0-1
2000	6/5	464	0	0	0	1	0	3-1-2
2001	5/4	360	0	0	0	0	0	1-3-1
2002	3/2	138	0	0	0	0	0	2-1-0
2003	8/7	635	0	3	3	1	0	7-1-0
2004	6/5	408	1	0	2	0	0	4-0-2
2005	5/5	480	0	0	0	1	0	2-1-2
10-Year Totals	37/31	2775	1	3	5	4	0	19-8-10

## VARGAS, NELSON

Midfielder / Ht.: 5-7 / Wt.: 150 / Born: Aug. 6, 1974

	GP/GS	MIN	G	A	Pts	Y	R	W-L-T
1991	1/0	45	0	0	0	0	0	1-0-0
1994	3/0	93	0	0	0	0	0	1-1-1
2-Year Totals	4/0	138	0	0	0	0	0	2-1-1

## VASQUEZ, MARTIN

Midfielder / Ht.: 6-0 / Wt.: 180 / Born: Dec. 24, 1963

	GP/GS	MIN	G	A	Pts	Y	R	W-L-T
1996	1/1	90	0	0	0	1	0	0-0-1
1997	6/6	345	0	0	0	0	0	1-3-2
2-Year Totals	7/7	435	0	0	0	1	0	1-3-3

## VERMES, PETER

Forward/Defender / Ht.: 6-0 / Wt.: 175 / Born: Nov. 21, 1966

	GP/GS	MIN	G	A	Pts	Y	R	W-L-T
1988	7/7	610	0	0	0	0	0	3-2-2
1989	7/5	490	0	0	0	0	0	4-1-2
1990	14/14	1240	6	0	12	0	0	4-8-2
1991	12/12	1027	3	0	6	0	0	6-3-3
1992	9/9	511	1	1	3	0	0	3-4-2
1993	12/9	626	1	2	4	1	0	2-3-7
1994	3/1	103	0	0	0	0	0	1-1-1
1997	2/1	106	0	0	0	0	0	1-0-1
8-Year Totals	66/58	4713	11	3	25	1	0	24-22-20

## VICTORINE, SASHA

Midfielder / Ht.: 6-2 / Wt.: 165 / Born: Feb. 3, 1978

	GP/GS	MIN	G	A	Pts	Y	R	W-L-T
2000	1/0	1	0	0	0	0	0	1-0-0
2002	1/1	90	1	0	2	0	0	1-0-0
2003	2/2	131	0	0	0	0	0	1-1-0
3-Year Totals	4/3	222	1	0	2	0	0	3-1-0

## VILLAFANA, JORGE

Midfielder / Ht.: 5-9 / Wt.: 150 / Born: Sept. 16, 1989

	GP/GS	MIN	G	A	Pts	Y	R	W-L-T
2017	15/13	1173	0	1	1	1	0	8-2-5
2018	6/3	292	0	0	0	0	0	2-3-1
2-Year Totals	21/16	1465	0	1	1	0	0	10-5-6

## VINCENT, BRANDON

Defender / Ht.: 5-11 / Wt.: 175 / Born: May 1, 1994

	GP/GS	MIN	G	A	Pts	Y	R	W-L-T
2016	1/0	45	0	0	0	0	0	1-0-0

## VINES, SAM

Defender / Ht.: 5-10 / Wt.: 150 / Born: May 31, 1999

	GP/GS	MIN	G	A	Pts	Y	R	W-L-T
2020	2/2	122	0	0	0	0	0	2-0-0
2021	6/5	479	1	1	3	0	0	6-0-0
2-Year Totals	8/7	301	1	1	3	0	0	8-0-0

## WAGNER, DAVID

Forward / Ht.: 5-10 / Wt.: 175 / Born: Oct. 19, 1971

	GP/GS	MIN	G	A	Pts	Y	R	W-L-T
1996	1/1	45	0	0	0	0	0	1-0-0
1997	5/4	256	0	1	1	0	0	2-1-2
1998	2/2	109	0	0	0	0	0	1-0-1
3-Year Totals	8/7	410	0	1	1	0	0	4-1-3

## WALLACE, ANTHONY

Defender / Ht.: 5-11 / Wt.: 160 / Born: Jan. 26, 1989

	GP/GS	MIN	G	A	Pts	Y	R	W-L-T
2011	1/0	18	0	0	0	0	0	0-0-1

## WALSH, BILLY

Midfielder / Ht.: 6-2 / Wt.: 185 / Born: Oct. 7, 1975

	GP/GS	MIN	G	A	Pts	Y	R	W-L-T
1999	1/0	1	0	0	0	0	0	0-0-1

## WASHINGTON, DANTE

Forward / Ht.: 5-11 / Wt.: 190 / Born: Nov. 21, 1970

	GP/GS	MIN	G	A	Pts	Y	R	W-L-T
1991	2/2	135	2	0	4	0	0	1-0-1
1993	3/1	133	0	0	0	0	0	1-2-0
1997	1/0	26	0	0	0	0	0	0-0-1
3-Year Totals	6/3	294	2	0	4	0	0	2-2-2

## WEAH, TIM

Forward/Midfielder / Ht.: 6-1 / Wt.: 145 / Born: Feb. 22, 2000

	GP/GS	MIN	G	A	Pts	Y	R	W-L-T
2018	8/6	512	1	1	3	2	0	3-4-1
2020	2/0	39	0	0	0	0	0	1-0-1
2021	8/5	524	1	1	3	0	0	5-2-1
3-Year Totals	18/11	1075	2	2	6	2	0	9-6-3

## WEGERLE, ROY

Forward / Ht.: 5-11 / Wt.: 170 / Born: March 19, 1964

	GP/GS	MIN	G	A	Pts	Y	R	W-L-T
1992	4/3	315	1	1	3	0	0	2-1-1
1993	10/9	843	0	4	4	0	0	6-4-1
1994	7/0	173	1	0	2	0	0	2-2-3
1995	5/5	258	1	1	3	0	0	3-2-0
1997	3/3	242	2	1	5	1	0	2-0-1
1998	12/9	558	2	0	4	1	0	6-4-2
6-Year Totals	41/29	2389	7	7	21	2	0	20-13-8

## WEST, BRIAN

Forward / Ht.: 5-9 / Wt.: 155 / Born: June 10, 1978

	GP/GS	MIN	G	A	Pts	Y	R	W-L-T
2000	1/0	2	0	0	0	0	0	0-1-0
2001	1/0	18	0	0	0	0	0	0-1-0
2002	5/0	90	0	1	1	0	0	4-0-1
3-Year Totals	7/0	110	0	1	1	0	0	4-2-1

## WHITE, JEREMIAH

Midfielder / Ht.: 5-8 / Wt.: 155 / Born: April 3, 1982

	GP/GS	MIN	G	A	Pts	Y	R	W-L-T
2008	1/0	10	0	0	0	0	0	1-0-0

## WILLIAMS, DANNY

Midfielder / Ht.: 5-10 / Wt.: 175 / Born: March 8, 1989

	GP/GS	MIN	G	A	Pts	Y	R	W-L-T
2011	4/3	207	0	0	0	0	0	2-2-0
2012	7/6	489	0	0	0	0	0	5-1-1
2013	1/1	57	0	0	0	0	0	0-1-0
2014	1/0	11	0	0	0	0	0	0-1-0
2015	6/3	327	2	0	4	3	0	3-2-1
2016	3/2	139	0	0	0	0	0	2-0-1
2017	1/1	90	0	0	0	0	0	0-0-1
7-Year Totals	23/17	1202	2	0	4	3	0	12-7-4

## WILLIAMS, RICHIE

Midfielder / Ht.: 5-5 / Wt.: 145 / Born: June 3, 1970

	GP/GS	MIN	G	A	Pts	Y	R	W-L-T
1998	1/1	45	0	0	0	0	0	0-0-1
1999	7/6	564	0	0	0	2	0	5-1-1
2000	5/2	257	0	0	0	0	0	4-0-1
2001	4/2	134	0	0	0	0	0	0-3-1
2002	3/0	78	0	0	0	0	0	3-0-0
5-Year Totals	20/11	1078	0	0	0	2	0	12-4-4

## WILLIAMSON, ERYK

Midfielder / Ht.: 5-9 / Wt.: 170 / Born: June 11, 1997

	GP/GS	MIN	G	A	Pts	Y	R	W-L-T
2021	4/2	261	0	1	1	0	0	4-0-0

WINDISCHMANN, MIKE

Defender / Ht.: 5-9 / Wt.: 172 / Born: Dec. 6, 1965

	GP/GS	MIN	G	A	Pts	Y	R	W-L-T
1984	2/2	160	0	0	0	0	0	0-0-2
1985	5/5	450	0	0	0	0	0	1-2-2
1986	2/1	110	0	0	0	0	0	0-0-2
1987	3/3	270	0	0	0	0	0	1-2-0
1988	5/5	410	0	0	0	0	0	1-2-2
1989	12/12	1080	0	0	0	0	0	6-3-3
1990	21/18	1750	0	0	0	1	0	8-10-3
<b>7-Year Totals</b>	<b>50/46</b>	<b>4230</b>	<b>0</b>	<b>0</b>	<b>0</b>	<b>1</b>	<b>0</b>	<b>17-19-14</b>

WINGERT, CHRIS

Defender / Ht.: 5-10 / Wt.: 155 / Born: June 16, 1982

	GP/GS	MIN	G	A	Pts	Y	R	W-L-T
2009	1/0	12	0	0	0	0	0	1-0-0

WOLFF, JOSH

Forward / Ht.: 5-8 / Wt.: 160 / Born: Feb. 25, 1977

	GP/GS	MIN	G	A	Pts	Y	R	W-L-T
1999	1/0	44	0	0	0	0	0	0-0-1
2000	2/1	110	1	0	2	0	0	1-0-1
2001	7/4	398	2	1	5	1	0	3-3-1
2002	10/6	497	3	2	8	2	0	5-3-2
2004	8/6	442	1	2	4	0	0	5-1-2
2005	10/7	542	2	0	4	0	0	6-1-3
2006	10/8	451	0	0	0	0	0	5-3-2
2007	1/1	69	0	0	0	0	0	0-1-0
2008	3/1	116	0	0	0	1	0	1-2-0
<b>9-Year Totals</b>	<b>52/34</b>	<b>2669</b>	<b>9</b>	<b>5</b>	<b>23</b>	<b>4</b>	<b>0</b>	<b>26-14-12</b>

WOLYNIEC, JOHN

Forward / Ht.: 6-1 / Wt.: 172 / Born: Jan. 24, 1977

	GP/GS	MIN	G	A	Pts	Y	R	W-L-T
2004	2/1	85	0	0	0	0	0	0-0-2

WONDOLOWSKI, CHRIS

Forward / Ht.: 6-0 / Wt.: 165 / Born: Jan. 28, 1983

	GP/GS	MIN	G	A	Pts	Y	R	W-L-T
2011	5/2	206	0	0	0	0	0	2-2-1
2012	3/1	94	0	0	0	0	0	2-0-1
2013	9/4	365	6	1	13	0	0	6-1-2
2014	8/4	300	3	1	7	0	0	3-2-3
2015	6/2	220	1	0	2	1	0	3-1-2
2016	4/2	122	1	1	3	1	0	3-1-0
<b>6-Year Totals</b>	<b>35/15</b>	<b>1307</b>	<b>11</b>	<b>3</b>	<b>25</b>	<b>2</b>	<b>0</b>	<b>19-7-9</b>

WOOD, BOBBY

Forward / Ht.: / Wt.: / Born:

	GP/GS	MIN	G	A	Pts	Y	R	W-L-T
2013	1/0	4	0	0	0	0	0	1-0-0
2014	4/0	165	0	0	0	0	0	0-2-2
2015	9/3	353	4	1	9	2	0	4-4-1
2016	15/14	1144	4	2	10	2	0	10-5-0
2017	7/6	463	2	0	4	0	0	2-2-3
2018	9/6	520	3	0	6	1	0	2-5-2
<b>6-Year Totals</b>	<b>38/23</b>	<b>2186</b>	<b>11</b>	<b>3</b>	<b>25</b>	<b>5</b>	<b>0</b>	<b>17-16-5</b>

WOODRING, PETER

Midfielder / Ht.: 5-11 / Wt.: 170 / Born: Feb. 5, 1968

	GP/GS	MIN	G	A	Pts	Y	R	W-L-T
1993	3/2	161	0	0	0	0	0	0-3-0

WOOTEN, ANDREW

Forward / Ht.: 6-1 / Wt.: 187 / Born: Sept. 30, 1989

	GP/GS	MIN	G	A	Pts	Y	R	W-L-T
2015	1/0	19	0	0	0	0	0	0-1-0

WYNALDA, ERIC

Forward / Ht.: 6-1 / Wt.: 172 / Born: June 9, 1969

	GP/GS	MIN	G	A	Pts	Y	R	W-L-T
1990	18/12	1040	5	1	11	0	1	7-9-2
1991	15/15	886	2	3	7	2	0	7-4-4
1992	7/7	559	5	1	11	0	0	3-3-1
1993	9/9	736	2	0	4	0	0	5-3-1
1994	8/3	435	1	1	3	0	0	2-3-3
1995	8/8	568	3	1	7	3	0	3-3-2
1996	13/13	1061	9	2	20	4	0	9-3-1
1997	11/11	990	4	2	10	1	0	3-2-6
1998	12/7	724	1	3	5	0	0	4-7-1
1999	1/1	59	1	0	2	0	0	0-1-0
2000	4/4	317	1	2	4	1	0	3-0-1
<b>11-Year Totals</b>	<b>106/90</b>	<b>7375</b>	<b>34</b>	<b>16</b>	<b>84</b>	<b>11</b>	<b>1</b>	<b>46-38-22</b>

WYNNE, MARVELL

Defender / Ht.: 5-9 / Wt.: 171 / Born: May 8, 1986

	GP/GS	MIN	G	A	Pts	Y	R	W-L-T
2007	1/1	90	0	0	0	0	0	0-1-0
2009	2/2	180	0	0	0	0	0	1-1-0
2010	1/1	90	0	0	0	0	0	0-1-0
2011	1/0	45	0	0	0	0	0	0-0-1
<b>4-Year Totals</b>	<b>5/4</b>	<b>405</b>	<b>0</b>	<b>0</b>	<b>0</b>	<b>0</b>	<b>0</b>	<b>1-3-1</b>

YEDLIN, DeANDRE

Defender / Ht.: 5-8 / Wt.: 150 / Born: July 9, 1993

	GP/GS	MIN	G	A	Pts	Y	R	W-L-T
2014	10/2	409	0	1	1	1	0	3-3-4
2015	19/10	1185	0	5	5	5	0	9-6-4
2016	14/11	1054	0	0	0	3	1	8-5-1
2017	6/6	539	0	1	1	1	0	2-1-3
2018	8/5	455	0	0	0	2	0	2-4-2
2019	5/3	250	0	0	0	0	0	3-1-1
2021	9/4	548	0	1	1	2	0	4-2-3
<b>6-Year Totals</b>	<b>71/41</b>	<b>4440</b>	<b>0</b>	<b>8</b>	<b>8</b>	<b>14</b>	<b>1</b>	<b>31-22-18</b>

YUEILL, JACKSON

Midfielder / Ht.: 5-10 / Wt.: 160 / Born: March 19, 1997

	GP/GS	MIN	G	A	Pts	Y	R	W-L-T
2019	6/5	420	0	0	0	0	0	3-2-1
2020	2/2	180	0	1	1	0	0	2-0-0
2021	8/4	352	0	0	0	0	0	7-1-0
<b>3-Year Totals</b>	<b>16/11</b>	<b>952</b>	<b>0</b>	<b>1</b>	<b>1</b>	<b>0</b>	<b>0</b>	<b>12-3-1</b>

ZARDES, GYASI

Forward / Ht.: 6-2 / Wt.: 165 / Born: Sept. 2, 1991

	GP/GS	MIN	G	A	Pts	Y	R	W-L-T
2015	19/16	1403	3	4	10	0	0	10-6-3
2016	12/11	882	3	3	9	0	0	8-4-0
2017	6/2	231	0	1	1	0	0	5-0-1
2018	3/2	145	0	0	0	0	0	1-1-1
2019	15/10	884	6	1	13	0	0	9-4-2
2020	1/0	27	0	0	0	0	0	1-0-0
2021	10/4	481	2	1	5	1	0	9-1-0
<b>7-Year Totals</b>	<b>66/45</b>	<b>3557</b>	<b>14</b>	<b>10</b>	<b>38</b>	<b>1</b>	<b>0</b>	<b>43-16-7</b>

ZAVAGNIN, KERRY

Midfielder / Ht.: 5-10 / Wt.: 170 / Born: July 2, 1974

	GP/GS	MIN	G	A	Pts	Y	R	W-L-T
2000	1/1	90	0	0	0	1	0	1-0-0
2001	1/0	20	0	0	0	0	0	1-0-0
2004	8/5	451	0	1	1	0	0	6-0-2
2005	5/4	321	0	0	0	0	0	3-1-1
2006	6/5	419	0	0	0	1	0	4-1-1
<b>5-Year Totals</b>	<b>21/15</b>	<b>1301</b>	<b>0</b>	<b>1</b>	<b>1</b>	<b>2</b>	<b>0</b>	<b>15-2-4</b>

ZIMMERMAN, WALKER

Defender / Ht.: 6-3 / Wt.: 185 / May 19, 1993

	GP/GS	MIN	G	A	Pts	Y	R	W-L-T
2017	1/1	90	0	0	0	0	0	1-0-0
2018	2/2	180	1	0	2	0	0	1-0-1
2019	7/6	553	1	0	2	0	0	5-2-0
2020	2/1	97	0	0	0	0	0	2-0-0
2021	10/8	683	0	0	0	1	0	8-1-1
<b>5-Year Totals</b>	<b>22/18</b>	<b>1603</b>	<b>2</b>	<b>0</b>	<b>4</b>	<b>1</b>	<b>0</b>	<b>17-3-2</b>

**ZIZZO, SAL**

Forward / Ht.: 5-11 / Wt.: 165 / Born: April 3, 1987

	GP/GS	MIN	G	A	Pts	Y	R	W-L-T
2007	1/0	15	0	0	0	0	0	0-1-0

**ZUSI, GRAHAM**

Midfielder / Ht.: 5-10 / Wt.: 160 / Born: Aug. 18, 1986

	GP/GS	MIN	G	A	Pts	Y	R	W-L-T
2012	6/5	394	1	1	3	2	0	6-0-0
2013	12/9	728	2	2	6	2	0	7-3-2
2014	10/8	603	0	3	0	0	0	6-2-2
2015	4/3	198	0	0	0	0	0	3-0-1
2016	10/5	430	2	0	4	0	0	7-3-0
2017	13/10	878	0	1	1	0	0	6-1-6
<b>6-Year Totals</b>	<b>55/40</b>	<b>3231</b>	<b>3</b>	<b>7</b>	<b>16</b>	<b>4</b>	<b>0</b>	<b>28-6-11</b>

**Goalkeepers****BINGHAM, DAVID**

Goalkeeper / Ht.: 6-2 / Wt.: 185 / Oct. 19, 1989

	GP/GS	MIN	GF	GA	SO	GAA	W-L-T	Y	R
2016	2/1	135	1	1	1	0.67	1-0-1	0	0
2017	1/0	45	1	0	0	0.00	1-0-0	0	0
<b>2-Year Totals</b>	<b>3/1</b>	<b>270</b>	<b>2</b>	<b>1</b>	<b>1</b>	<b>0.33</b>	<b>2-0-1</b>	<b>0</b>	<b>0</b>

**BONO, ALEX**

Goalkeeper / Ht.: 6-3 / Wt.: 195 / April 25, 1994

	GP/GS	MIN	GF	GA	SO	GAA	W-L-T	Y	R
2018	1/1	90	3	0	1	0.00	1-0-0	0	0

**BUSCH, JON**

Goalkeeper / Ht.: 5-10 / Wt.: 165 / Born: Aug. 18, 1976

	GP/GS	MIN	GF	GA	SO	GAA	W-L-T	Y	R
2005	1/1	90	3	0	1	0.00	1-0-0	0	0

**CANNON, JOE**

Goalkeeper / Ht.: 6-2 / Wt.: 190 / Born: Jan. 1, 1975

	GP/GS	MIN	GF	GA	SO	GAA	W-L-T	Y	R
2003	1/0	45	1	0	0	0.00	1-0-0	0	0
2005	1/1	45	1	0	0	0.00	1-0-0	0	0
<b>2-Year Totals</b>	<b>2/1</b>	<b>90</b>	<b>2</b>	<b>0</b>	<b>0</b>	<b>0.00</b>	<b>2-0-0</b>	<b>0</b>	<b>0</b>

**DODD, MARK**

Goalkeeper / Ht.: 6-2 / Wt.: 180 / Born: Sept. 14, 1965

	GP/GS	MIN	GF	GA	SO	GAA	W-L-T	Y	R
1988	3/3	270	3	3	2	1.00	2-1-0	0	0
1990	3/3	270	3	0	3	0.00	1-0-2	0	0
1991	1/1	90	1	0	1	1.00	1-0-0	0	0
1992	4/3	296	1	5	1	1.52	0-3-1	0	0
1996	1/1	90	1	4	0	4.00	0-1-0	0	0
1997	3/2	225	2	4	0	1.60	0-1-1	0	0
<b>6-Year Totals</b>	<b>15/13</b>	<b>1241</b>	<b>11</b>	<b>16</b>	<b>7</b>	<b>1.16</b>	<b>4-6-4</b>	<b>0</b>	<b>0</b>

**FEUER, IAN**

Goalkeeper / Ht.: 6-6 / Wt.: 210 / Born: May 20, 1971

	GP/GS	MIN	GF	GA	SO	GAA	W-L-T	Y	R
1992	1/0	19	0	1	0	4.74	0-0-0	0	0

**FRIEDEL, BRAD**

Goalkeeper / Ht.: 6-4 / Wt.: 202 / Born: May 18, 1971

	GP/GS	MIN	GF	GA	SO	GAA	W-L-T	Y	R
1992	1/1	90	2	0	1	0.00	1-0-0	0	0
1993	16/15	1395	18	18	5	1.16	3-6-7	1	0
1994	10/10	857	10	12	2	1.26	1-3-5	1	0
1995	9/9	765	5	11	2	1.29	1-5-2	0	0
1996	7/7	630	12	11	0	1.57	3-2-2	1	0
1997	10/10	783	8	8	3	0.92	3-4-3	0	0
1998	4/4	360	6	2	2	0.50	3-1-0	0	0
1999	3/2	225	4	0	2	0.00	2-0-0	0	0
2000	6/6	570	15	4	3	0.63	3-0-3	0	0
2001	6/6	540	8	7	2	1.17	3-2-1	1	0
2002	9/9	720	10	11	1	1.37	3-4-1	1	0
2004	1/1	90	1	0	1	0.00	1-0-0	0	0
<b>12-Year Totals</b>	<b>82/80</b>	<b>7025</b>	<b>99</b>	<b>84</b>	<b>24</b>	<b>1.0827-27-245</b>	<b>0</b>	<b>0</b>	<b>0</b>

**GUZAN, BRAD**

Goalkeeper / Ht.: 6-4 / Wt.: 210 / Born: Sept. 9, 1984

	GP/GS	MIN	GF	GA	SO	GAA	W-L-T	Y	R
2006	1/1	79	4	0	0	0.00	1-0-0	0	0
2007	3/1	180	1	1	0	0.50	1-1-0	0	0
2008	7/5	540	14	4	4	0.67	4-2-0	0	0
2009	4/4	360	6	6	1	1.50	1-2-1	0	0
2010	4/3	315	3	4	2	1.14	1-1-1	0	0
2012	1/0	20	0	0	0	0.00	0-0-0	0	0
2013	4/3	315	5	5	2	1.43	2-1-0	0	0
2014	4/3	270	4	4	0	1.33	2-1-1	0	0
2015	13/13	1230	33	18	3	1.32	8-3-2	0	0
2016	12/11	996	25	13	6	1.17	8-4-0	1	0
2017	5/5	450	8	6	0	1.20	2-0-3	0	0
2018	2/2	180	1	4	0	2.00	0-1-1	0	0
2019	4/4	360	16	2	2	0.50	3-0-1	0	0
<b>13-Year Totals</b>	<b>64/55</b>	<b>5295</b>	<b>120</b>	<b>67</b>	<b>20</b>	<b>1.13</b>	<b>33-17-10</b>	<b>1</b>	<b>0</b>

**HAHNEMANN, MARCUS**

Goalkeeper / Ht.: 6-3 / Wt.: 215 / Born: June 15, 1972

	GP/GS	MIN	GF	GA	SO	GAA	W-L-T	Y	R
1994	3/3	249	4	2	0	0.72	1-1-1	0	0
2003	1/1	45	1	1	0	2.00	0-0-0	0	0
2005	2/2	180	4	1	1	0.50	1-0-1	0	0
2007	1/1	45	0	0	0	0.00	0-0-0	0	0
2010	1/0	45	1	0	0	0.00	0-0-0	0	0
2011	1/1	45	0	1	0	2.00	0-1-0	0	0
<b>6-Year Totals</b>	<b>9/8</b>	<b>569</b>	<b>10</b>	<b>5</b>	<b>1</b>	<b>0.79</b>	<b>2-2-2</b>	<b>0</b>	<b>0</b>

**HAMID, BILL**

Goalkeeper / Ht.: 6-3 / Wt.: 225 / Born: Nov. 25, 1990

	GP/GS	MIN	GF	GA	SO	GAA	W-L-T	Y	R
2012	1/1	90	1	0	1	0.00	1-0-0	0	0
2014	1/1	90	1	4	0	4.00	0-1-0	0	0
2017	2/1	135	3	0	1	0.00	1-0-0	0	0
2018	2/2	135	1	2	0	1.33	0-1-1	0	0
2020	2/1	104	6	0	1	0.00	1-0-0	0	0
<b>5-Year Totals</b>	<b>8/6</b>	<b>544</b>	<b>12</b>	<b>6</b>	<b>2</b>	<b>.992</b>	<b>3-2-1</b>	<b>0</b>	<b>0</b>

**HARTMAN, KEVIN**

Goalkeeper / Ht.: 6-1 / Wt.: 174 / Born: May 25, 1974

	GP/GS	MIN	GF	GA	SO	GAA	W-L-T	Y	R
1999	1/0	45	1	1	0	2.00	0-0-1	0	0
2004	1/0	45	1	1	0	2.00	0-0-1	0	0
2005	1/0	45	0	0	0	0.00	0-0-0	0	0
2006	2/2	180	8	2	1	1.00	2-0-0	0	0
<b>4-Year Totals</b>	<b>5/2</b>	<b>315</b>	<b>10</b>	<b>4</b>	<b>1</b>	<b>1.14</b>	<b>2-0-2</b>	<b>0</b>	<b>0</b>

**HORVATH, ETHAN**

Goalkeeper / Ht.: 6-4 / Wt.: 185 / Born: June 9, 1995

	GP/GS	MIN	GF	GA	SO	GAA	W-L-T	Y	R
2016	1/1	90	2	0	1	0.00	1-0-0	0	0
2017	1/1	45	1	1	0	2.00	0-0-1	0	0
2018	1/1	90	0	1	0	1.00	0-1-0	0	0
2019	1/1	90	1	1	0	1.00	0-0-0	0	0
2021	3/2	231	7	3	1	1.17	2-1-0	0	0
<b>5-Year Totals</b>	<b>7/6</b>	<b>546</b>	<b>11</b>	<b>6</b>	<b>2</b>	<b>0.99</b>	<b>3-2-2</b>	<b>0</b>	<b>0</b>

**HOWARD, TIM**

Goalkeeper / Ht.: 6-3 / Wt.: 210 / Born: March 6, 1979

	GP/GS	MIN	GF	GA	SO	GAA	W-L-T	Y	R
2002	2/2	135	2	0	1	0.00	2-0-0	1	0
2003	7/7	585	6	5	2	0.77	2-3-2	0	0
2004	3/3	270	7	1	2	0.33	2-0-1	0	0
2005	2/2	180	2	3	1	1.50	1-1-0	0	0
2006	2/1	135	3	0	1	0.00	2-0-0	0	0
2007	10/10	810	19	9	3	1.00	8-2-0	1	0
2008	9/9	720	16	4	5	0.50	5-1-2	1	0
2009	13/13	1170	22	20	4	1.54	7-5-2	1	0
2010	9/9	750	12	13	1	1.56	3-3-3	0	0
2011	15/15	1350	15	18	5	1.20	6-7-2	0	0
2012	12/12	1060	21	13	4	1.10	7-2-3	0	0
2013	12/12	1035	20	14	5	1.22	7-3-1	1	0
2014	8/8	705	10	9	1	1.15	3-3-1	0	0
2015	2/2	180	0	1	1	0.50	0-1-0	0	0
2016	5/4	354	5	4	1	1.02	1-2-0	0	0
2017	10/10	900	21	7	5	0.70	6-2-2	1	0
<b>16-Year Totals</b>	<b>121/119</b>	<b>10339</b>	<b>181</b>	<b>121</b>	<b>42</b>	<b>1.05</b>	<b>62-35-20</b>	<b>6</b>	<b>0</b>

**JOHNSON, SEAN**

Goalkeeper / Ht.: 6-4 / Wt. 220 / Born: May 31, 1989

	GP/GS	MIN	GF	GA	SO	GAA	W-L-T	Y	R
2011	1/0	45	1	0	2.00	0-0-1	0	0	0
2012	1/0	45	0	0	0.00	0-0-0	0	0	0
2013	2/2	180	1	0	2.00	1-0-1	0	0	0
2015	1/0	45	0	0	0.00	0-0-0	0	0	0
2019	3/2	196	4	0	2.00	2-0-0	0	0	0
2020	1/1	76	1	0	0.00	1-0-0	0	0	0
<b>6-Year Totals</b>	<b>9/5</b>	<b>587</b>	<b>7</b>	<b>2</b>	<b>4.031</b>	<b>5-0-2</b>	<b>0</b>	<b>0</b>	<b>0</b>

**KELLER, KASEY**

Goalkeeper / Ht.: 6-2 / Wt.: 180 / Born: Nov. 29, 1969

	GP/GS	MIN	GF	GA	SO	GAA	W-L-T	Y	R
1990	6/5	450	12	4	0	0.80	4-0-1	1	0
1992	1/1	90	0	1	0	1.00	0-1-0	0	0
1995	4/4	360	10	5	2	1.25	3-1-0	1	0
1996	7/7	630	13	3	5	0.43	6-1-0	1	0
1997	6/6	540	9	6	3	1.00	2-1-3	0	0
1998	10/10	900	7	9	5	0.90	3-5-2	0	0
1999	5/5	411	3	3	1	0.66	2-3-0	0	0
2000	7/7	630	10	5	4	0.71	3-2-2	0	0
2001	4/4	360	3	1	3	0.25	2-1-1	0	0
2002	10/8	802	17	7	5	0.79	6-2-1	1	0
2003	7/7	630	17	4	5	0.57	6-1-0	0	0
2004	8/8	720	17	6	3	0.75	4-1-3	0	0
2005	14/14	1290	23	8	8	0.56	9-2-3	0	0
2006	7/7	585	4	11	1	1.69	1-4-1	1	0
2007	6/5	495	8	8	2	1.45	2-2-1	0	0
<b>15-Year Totals</b>	<b>102/99</b>	<b>8893</b>	<b>153</b>	<b>81</b>	<b>47</b>	<b>0.82</b>	<b>53-27-18</b>	<b>4</b>	<b>0</b>

**MEOLA, TONY**

Goalkeeper / Ht.: 6-1 / Wt.: 205 / Born: Feb. 21, 1969

	GP/GS	MIN	GF	GA	SO	GAA	W-L-T	Y	R
1988	1/1	90	0	1	0	1.00	0-1-0	0	0
1989	7/6	585	7	1	5	0.15	4-0-2	0	0
1990	15/14	1260	14	27	1	1.933	11-0-0	0	0
1991	16/16	1440	21	13	6	0.81	7-4-5	0	0
1992	16/16	1395	18	20	4	1.29	5-7-3	0	0
1993	18/18	1588	25	24	7	1.36	7-7-3	0	0
1994	14/14	1260	15	13	4	0.93	5-4-5	0	0
1999	3/3	197	3	1	2	0.46	1-0-1	0	0
2000	4/4	360	9	2	2	0.50	3-0-1	0	0
2001	3/3	270	3	4	0	1.33	1-2-0	0	0
2002	2/1	128	4	0	1	0.00	1-0-0	0	0
2006	1/1	90	1	0	1	0.00	0-0-1	0	0
<b>12-Year Totals</b>	<b>100/97</b>	<b>8663</b>	<b>120</b>	<b>107</b>	<b>32</b>	<b>1.1137</b>	<b>36-21-0</b>	<b>0</b>	<b>0</b>

**PERKINS, TROY**

Goalkeeper / Ht.: 6-2 / Wt.: 190 / Born: July 20, 1981

	GP/GS	MIN	GF	GA	SO	GAA	W-L-T	Y	R
2009	6/6	570	13	8	3	1.26	5-1-0	0	0
2010	1/1	90	1	3	0	3.00	0-1-0	0	0
<b>2-Year Totals</b>	<b>7/7</b>	<b>660</b>	<b>14</b>	<b>11</b>	<b>3</b>	<b>1.50</b>	<b>5-2-0</b>	<b>0</b>	<b>0</b>

**PRESTHUS, TOM**

Goalkeeper / Ht.: 6-4 / Wt.: 205 / Born: April 5, 1975

	GP/GS	MIN	GF	GA	SO	GAA	W-L-T	Y	R
1999	1/0	45	2	1	0	2.00	1-0-0	0	0

**REIS, MATT**

Goalkeeper / Ht.: 6-1 / Wt.: 196 / Born: March 28, 1975

	GP/GS	MIN	GF	GA	SO	GAA	W-L-T	Y	R
2006	1/1	90	0	1	0	1.00	0-0-1	0	0
2007	1/1	90	3	1	0	1.00	1-0-0	0	0
<b>2-Year Totals</b>	<b>2/2</b>	<b>180</b>	<b>3</b>	<b>1</b>	<b>1</b>	<b>0.50</b>	<b>1-0-1</b>	<b>0</b>	<b>0</b>

**RIMANDO, NICK**

Goalkeeper / Ht.: 5-11 / Wt.: 180 / Born: June 17, 1979

	GP/GS	MIN	GF	GA	SO	GAA	W-L-T	Y	R
2002	1/0	45	1	0	0	0.00	0-0-0	0	0
2003	2/1	135	3	0	1	0.00	1-0-0	0	0
2010	1/1	90	2	1	0	1.00	1-0-0	0	0
2011	1/1	45	0	0	0	0.00	0-0-0	0	0
2012	1/1	45	1	0	0	0.00	1-0-0	0	0
2013	6/6	540	25	4	2	0.67	6-0-0	0	0
2014	4/3	315	5	3	1	0.86	1-0-2	0	0
2015	5/5	315	7	6	0	1.71	1-2-0	0	0
2017	1/1	90	0	0	1	0.00	0-0-1	0	0
<b>9-Year Totals</b>	<b>22/19</b>	<b>1620</b>	<b>44</b>	<b>14</b>	<b>5</b>	<b>0.7811</b>	<b>2-3</b>	<b>0</b>	<b>0</b>

**ROBLES, LUIS**

Goalkeeper / Ht.: 6-1 / Wt.: 180 / Born: May 11, 1984

	GP/GS	MIN	GF	GA	SO	GAA	W-L-T	Y	R
2009	1/1	90	2	2	0	2.00	0-0-1	0	0
2016	1/1	90	3	2	0	2.00	1-0-0	0	0
2017	1/1	45	0	0	0	0.00	0-0-0	0	0
<b>3-Year Totals</b>	<b>3/3</b>	<b>225</b>	<b>5</b>	<b>4</b>	<b>1</b>	<b>1.60</b>	<b>1-0-1</b>	<b>0</b>	<b>0</b>

**SOMMER, JUergen**

Goalkeeper / Ht.: 6-5 / Wt.: 215 / Born: Feb. 27, 1969

	GP/GS	MIN	GF	GA	SO	GAA	W-L-T	Y	R
1994	2/0	43	1	1	0	2.09	0-1-0	0	0
1995	2/1	128	5	2	0	1.41	1-0-1	0	0
1996	1/1	90	2	1	0	1.00	0-1-0	0	0
1997	2/0	72	3	3	0	3.75	0-0-0	0	0
1998	1/1	90	2	2	0	2.00	0-0-1	0	0
<b>5-Year Totals</b>	<b>8/3</b>	<b>423</b>	<b>13</b>	<b>9</b>	<b>0</b>	<b>1.91</b>	<b>1-2-2</b>	<b>0</b>	<b>0</b>

**STANISIC, SCOOP**

Goalkeeper / Ht.: 6-2 / Wt.: 180 / Born: March 3, 1963

	GP/GS	MIN	GF	GA	SO	GAA	W-L-T	Y	R
1993	1/1	90	2	2	0	2.00	0-0-1	0	0

**STEFFEN, ZACK**

Goalkeeper / Ht.: 6-3 / Wt.: 190 / Born: April 2, 1995

	GP/GS	MIN	GF	GA	SO	GAA	W-L-T	Y	R
2018	6/5	495	5	7	2	1.27	2-2-1	0	0
2019	11/11	884	17	11	4	1.12	6-5-0	0	0
2020	2/2	180	6	2	1	1.00	1-0-1	0	0
2021	7/7	609	13	5	2	0.74	5-0-1	1	0
<b>4-Year Totals</b>	<b>26/25</b>	<b>2168</b>	<b>41</b>	<b>25</b>	<b>9</b>	<b>1.0314</b>	<b>7-3</b>	<b>1</b>	<b>0</b>

**THORNTON, ZACH**

Goalkeeper / Ht.: 6-3 / Wt.: 210 / Born: Oct. 10, 1973

	GP/GS	MIN	GF	GA	SO	GAA	W-L-T	Y	R
1994	1/0	21	0	0	0	0.00	0-0-0	0	0
1998	1/1	90	0	1	0	0.00	0-0-1	0	0
1999	4/3	253	5	3	1	1.07	1-1-0	0	0
2001	2/2	180	0	1	0	0.50	0-1-1	0	0
<b>4-Year Totals</b>	<b>8/6</b>	<b>544</b>	<b>5</b>	<b>4</b>	<b>2</b>	<b>0.66</b>	<b>1-2-2</b>	<b>0</b>	<b>0</b>

**TURNER, MATT**

Goalkeeper / Ht.: 6-3 / Wt.: 175 / Born: June 24, 1994

	GP/GS	MIN	GF	GA	SO	GAA	W-L-T	Y	R
2021	13/13	1200	26	4	9	0.3010	1-2-0	0	0

**WALKER, JONNY**

Goalkeeper / Ht.: 6-3 / Wt.: 180 / Born: Sept. 13, 1974

	GP/GS	MIN	GF	GA	SO	GAA	W-L-T	Y	R
2004	3/3	225	2	1	1	0.40	1-0-1	0	0

**WELLS, ZACH**

Goalkeeper / Ht.: 6-2 / Wt.: 185 / Born: Feb. 26, 1981

	GP/GS	MIN	GF	GA	SO	GAA	W-L-T	Y	R
2006	1/0	11	0	0	0	0.00	0-0-0	0	0

**YARBROUGH, WILLIAM**

Goalkeeper / Ht.: 6-2 / Wt.: 160 / Born: March 20, 1989

	GP/GS	MIN	GF	GA	SO	GAA	W-L-T	Y	R
2015	2/0	90	2	1	0	1.00	1-0-0	0	0
2016	1/1	45	1	0	0	0.00	0-0-0	0	0
<b>2-Year Totals</b>	<b>3/1</b>	<b>135</b>	<b>3</b>	<b>1</b>	<b>0</b>	<b>0.66</b>	<b>1-0-0</b>	<b>0</b>	<b>0</b>

**YELDELL, DAVID**

Goalkeeper / Ht.: 6-4 / Wt.: 185 / Born: Oct. 1, 1981

	GP/GS	MIN	GF	GA	SO	GAA	W-L-T	Y	R
2011	1/0	45	0	0	0	0.00	0-0-0	0	0

**Key:** A = assists; G = goals; GAA = Goals against average; GP/GS = games played/games started; MIN = minutes; Pts = point totals (based on two points per goal, one per assist); R = red card; W-L-T = win-loss-tied record with player in line-up; Y = yellow card

## U.S. Men's National Team All-Time Leaders

### APPEARANCES

Name	Caps	Goals	Years
1. Jones, Cobi	164	15	1992-2004
2. Donovan, Landon	157	57	2000-2014
3. Michael Bradley	151	17	2006-2019
4. Dempsey, Clint	141	57	2004-2017
5. Agoos, Jeff	134	4	1988-2003
6. Balboa, Marcelo	127	13	1988-2000
7. Beasley, DaMarcus	126	17	2001-2017
8. Howard, Tim	121	0	2002-2017
9. Altidore, Jozy	115	42	2007-2019
10. Reyna, Claudio	112	8	1994-2006
11. Bocanegra, Carlos	110	14	2001-2012
Caligiuri, Paul	110	5	1984-1997
13. Wynalda, Eric	106	34	1990-2000
14. Keller, Kasey	102	0	1990-2007
15. Stewart, Earnie	101	17	1990-2004
16. Meola, Tony	100	0	1988-2006
Moore, Joe-Max	100	24	1992-2002
18. Lalas, Alexi	96	9	1991-1998
19. McBride, Brian	95	30	1993-2006
20. Harkes, John	90	6	1987-2000
21. Cherundolo, Steve	87	2	1999-2012
22. Hejduk, Frankie	85	7	1996-2009
Murray, Bruce	85	21	1985-1993
24. Friedel, Brad	82	0	1992-2004
Lewis, Eddie	82	10	1996-2008
Pope, Eddie	82	8	1996-2006

### GAMES STARTED

Name	Starts	Caps	Years
1. Donovan, Landon	142	157	2000-2014
2. Michael Bradley	141	151	2006-2019
3. Agoos, Jeff	124	134	1988-2003
4. Dempsey, Clint	123	141	2004-2017
5. Howard, Tim	119	121	2002-2017
6. Balboa, Marcelo	117	127	1988-2000
7. Jones, Cobi	109	164	1992-2004
8. Bocanegra, Carlos	105	110	2001-2012
9. Beasley, DaMarcus	100	126	2001-2017
10. Keller, Kasey	99	102	1990-2007
11. Altidore, Jozy	97	115	2007-2019
Meola, Tony	97	100	1988-2006
13. Reyna, Claudio	94	112	1994-2006
14. Caligiuri, Paul	93	110	1984-1997
15. Wynalda, Eric	90	106	1990-2000
16. Harkes, John	89	90	1987-2000
17. Lalas, Alexi	87	96	1991-1998
18. Cherundolo, Steve	83	87	1999-2012
19. Pope, Eddie	82	82	1996-2006
20. Friedel, Brad	80	82	1992-2004
21. Stewart, Earnie	77	101	1990-2004
22. Dooley, Thomas	76	81	1992-1999
McBride, Brian	76	95	1993-2006
Murray, Bruce	76	85	1985-1993
25. Armstrong, Desmond	73	81	1987-1994
26. Ramos, Tab	70	81	1988-2000
Moore, Joe-Max	67	100	1992-2002
Perez, Hugo	66	73	1984-1994
Hejduk, Frankie	64	85	1996-2009
Henderson, Chris	64	79	1990-2001
Onyewu, Oguchi	62	69	2004-2014
Jones, Jermaine	62	67	2010-2016
Armas, Chris	61	66	1998-2005
Mike Burns	60	75	1992-1998

### GOAL SCORERS

Name	Goals	Caps	Years
1. Dempsey, Clint	57	141	2004-2017
Donovan, Landon	57	157	2000-2014
3. Altidore, Jozy	41	110	2007-2017
4. Wynalda, Eric	34	106	1990-2000
5. McBride, Brian	30	95	1993-2006
6. Moore, Joe-Max	24	100	1992-2002
7. Murray, Bruce	21	85	1985-1993
8. Johnson, Eddie	19	63	2004-2014
9. Beasley, DaMarcus	17	123	2001-2015
Bradley, Michael	17	151	2006-2019
Puliscic, Christian	17	42	2016-2021
Stewart, Earnie	17	101	1990-2004
13. Jones, Cobi	15	164	1992-2004
14. Bocanegra, Carlos	14	110	2001-2012
Zardes, Gyasi	14	66	2015-2021
16. Balboa, Marcelo	13	127	1988-2000
Perez, Hugo	13	73	1984-1994
Wood, Bobby	13	45	2013-2018
19. Klopas, Frank	12	40	1988-1995
Mathis, Clint	12	46	1998-2005
21. Ching, Brian	11	45	2003-2010
Vermes, Peter	11	66	1988-1997
Wondolowski, Chris	11	35	2011-2016
24. Lewis, Eddie	10	82	1996-2008
Morris, Jordan	10	40	2014-2021
26. Kinnear, Dominic	9	54	1990-1994
Kirovski, Jovan	9	62	1994-2004
Lalas, Alexi	9	96	1991-1998
Millar, Peter	9	13	1968-1972
Roy, Willy	9	20	1965-1973
Wolff, Josh	9	52	1999-2008

### ASSISTS

Name	Assists	Caps	Years
1. Donovan, Landon	58	157	2000-2014
Bradley, Michael	23	151	2006-2019
Jones, Cobi	22	164	1992-2004
4. Dempsey, Clint	19	141	2004-2017
Reyna, Claudio	19	112	1994-2006
6. Lewis, Eddie	18	82	1996-2008
Wynalda, Eric	16	106	1990-2000
8. Harkes, John	15	90	1987-2000
9. Moore, Joe-Max	14	100	1992-2002
Ramos, Tab	14	81	1988-2000
11. Altidore, Jozy	13	110	2007-2017
Beasley, DaMarcus	13	126	2001-2017
13. Henderson, Chris	11	79	1990-2001
Johnson, Fabian	11	57	2011-2017
Lalas, Alexi	11	96	1991-1998
16. Cherundolo, Steve	10	87	1999-2012
McBride, Brian	10	95	1993-2006
Stewart, Earnie	10	101	1990-2004
Zardes, Gyasi	10	66	2015-2021

**Goalkeepers****APPEARANCES**

Names	Caps	Starts	Years
1. Howard, Tim	121	119	2002-2017
2. Keller, Kasey	102	99	1990-2007
3. Meola, Tony	100	97	1988-2006
4. Friedel, Brad	82	79	1992-2004
5. Guzan, Brad	64	55	2006-2019

**WINS**

Names	Wins	Caps	Years
1. Howard, Tim	63	121	2002-2017
2. Keller, Kasey	53	102	1990-2007
3. Meola, Tony	37	100	1988-2006
4. Guzan, Brad	33	64	2006-2019
5. Friedel, Brad	27	82	1992-2004
6. Steffen, Zack	17	26	2018-2021

**SHUTOUTS**

Names	SO	Caps	Years
1. Keller, Kasey	47	102	1990-2007
2. Howard, Tim	42	121	2002-2017
3. Meola, Tony	32	100	1988-2006
4. Friedel, Brad	24	82	1992-2004
5. Guzan, Brad	20	64	2006-2019



# U.S. Soccer Attendance Records

## U.S. Men's National Team Year-by-Year Attendance

Year	— HOME —			— AWAY —			— TOTALS —		
	Games	Total	Average	Games	Total	Average	Games	Total	Average
1990	11	181,942	16,540	11	190,316	17,301	22	372,258	16,921
1991	14	328,819	23,487	3	37,000	12,333	17	365,819	21,519
1992	12	273,199	22,767	9	272,000	30,222	21	545,199	25,962
1993	23	402,680	17,508	11	404,548	36,777	34	807,228	23,742
1994	21	647,417	30,829	6	118,084	19,681	27	765,501	28,352
1995	6	127,192	21,199	8	114,200	14,275	14	241,392	17,242
1996	12	428,824	35,735	4	58,035	14,509	16	486,859	30,429
1997	11	331,773	30,161	7	284,266	40,609	18	616,039	34,224
1998	11	309,747	28,159	5	160,209	32,042	16	469,956	29,372
1999	5	156,754	31,351	8	358,000	44,750	13	514,754	39,596
2000	12	424,036	35,336	5	57,000	11,400	17	481,036	28,296
2001	9	254,781	28,309	6	268,256	44,709	15	523,037	34,869
2002	12	349,245	29,104	8	291,776	36,472	20	641,021	32,051
2003	12	255,010	21,251	4	83,456	20,864	16	338,466	21,154
2004	9	178,569	19,841	6	116,967	19,495	15	295,536	19,702
2005	14	336,518	24,037	6	228,708	38,118	20	565,226	28,261
2006	8	162,876	20,360	5	216,895	43,379	13	379,771	29,213
2007	12	387,344	32,279	6	164,148	27,358	18	551,492	30,638
2008	7	216,187	30,884	7	161,733	23,105	14	377,920	26,994
2009	12	394,541	32,878	12	403,056	33,588	24	797,597	33,233
2010	7	249,730	35,676	7	259,652	37,093	14	509,382	36,384
2011	14	563,668	40,262	3	100,104	33,368	17	663,772	39,045
2012	6	199,259	33,210	8	178,447	22,306	14	377,706	26,979
2013	15	507,041	33,803	8	253,163	31,645	23	760,204	33,052
2014	7	240,619	34,374	8	244,768	30,596	15	485,387	32,359
2015	14	504,703	36,050	6	148,182	24,697	20	652,885	32,644
2016	14	415,903	29,707	5	74,713	18,678	19	490,616	27,256
2017	14	552,113	29,059	5	152,431	30,486	19	552,113	29,059
2018	7	169,087	31,026	4	172,196	43,049	11	341,283	31,026
2019	16	372,872	23,304	2	19,092	9,546	18	391,964	21,776
2020	2	11,672	5,836	2	0	0	4	11,672	2,918
2021	15	420,347	28,571	6	85,200	14,200	22	462,519	21,024
<b>Last 31 Years</b>	<b>362</b>	<b>10,342,796</b>	<b>28,594</b>	<b>199</b>	<b>5,332,882</b>	<b>26,798</b>	<b>562</b>	<b>15,632,650</b>	<b>27,816</b>

## All-Time Largest Men's Soccer Crowds in the United States

Date	Teams	Venue	Attendance
Aug. 2, 2014	Manchester United 3, Real Madrid 1	Michigan Stadium (Ann Arbor, Mich.)	109,318
July 30, 2016	Real Madrid 3, Chelsea 2	Michigan Stadium (Ann Arbor, Mich.)	105,826
Aug. 11, 1984	France 2, Brazil 0 (o)	Rose Bowl (Pasadena, Calif.)	101,799
Aug. 10, 1984	Yugoslavia 2, Italy 1 (o)	Rose Bowl (Pasadena, Calif.)	100,374
Aug. 6, 1984	France 4, Yugoslavia 2 (o)	Rose Bowl (Pasadena, Calif.)	97,451
July 17, 1994	Brazil 0, Italy 0 (3-2 pk) (wc)	Rose Bowl (Pasadena, Calif.)	94,194
June 26, 1994	USA 0, Romania 1 (wc)	Rose Bowl (Pasadena, Calif.)	93,869
Oct. 10, 2015	USA 2, Mexico 3 (aet) (cc)	Rose Bowl (Pasadena, Calif.)	93,723
June 22, 1994	USA 2, Colombia 1 (wc)	Rose Bowl (Pasadena, Calif.)	93,689
June 25, 2011	USA 2, Mexico 4 (gc)	Rose Bowl (Pasadena, Calif.)	93,420
June 19, 1994	Cameroon 2, Sweden 2 (wc)	Rose Bowl (Pasadena, Calif.)	93,194
Aug. 1, 2009	LA Galaxy 1, Barcelona 2	Rose Bowl (Pasadena, Calif.)	93,137
June 16, 1996	USA 2, Mexico 2	Rose Bowl (Pasadena, Calif.)	92,216
	LA Galaxy 3, Tampa Bay 2 (so-MLS)	Rose Bowl (Pasadena, Calif.)	92,216
July 13, 1994	Sweden 0, Brazil 1 (wc)	Rose Bowl (Pasadena, Calif.)	91,856
June 18, 1994	Colombia 1, Romania 3 (wc)	Rose Bowl (Pasadena, Calif.)	91,586
Feb. 10, 1999	Argentina 1, Mexico 0	L.A. Coliseum (Los Angeles, Calif.)	91,585
July 16, 1994	Sweden 4, Bulgaria 0 (wc)	Rose Bowl (Pasadena, Calif.)	91,500
Feb. 15, 1998	USA 0, Mexico 1 (gc)	L.A. Coliseum (Los Angeles, Calif.)	91,255
June 4, 1994	USA 1, Mexico 0	Rose Bowl (Pasadena, Calif.)	91,123
March 3, 2010	Mexico 2, New Zealand 0	Rose Bowl (Pasadena, Calif.)	90,526
July 3, 1994	Romania 3, Argentina 2 (wc)	Rose Bowl (Pasadena, Calif.)	90,469
Aug. 10, 2005	Chivas USA 0, LA Galaxy 1	L.A. Coliseum (Los Angeles, Calif.)	88,816
	Guadalajara 1, Club America 2	L.A. Coliseum (Los Angeles, Calif.)	88,816
Jan. 21, 1996	USA 3, Guatemala 1 (gc)	L.A. Coliseum (Los Angeles, Calif.)	88,125
	Mexico 1, Brazil 0 (gc)	L.A. Coliseum (Los Angeles, Calif.)	88,125
July 27, 2016	Paris Saint-Germain 3, Real Madrid 1	Ohio Stadium (Columbus, Ohio)	86,641
Aug. 3, 1996	Nigeria 3, Argentina 2 (o)	Sanford Stadium (Athens, Ga.)	86,117
July 19, 2009	Mexico 4, Haiti 0 (gc)	Cowboys Stadium (Arlington, Texas)	85,000
	Guadeloupe, Costa Rica (gc)	Cowboys Stadium (Arlington, Texas)	85,000
July 4, 1994	USA 0, Brazil 1 (wc)	Stanford Stadium (Palo Alto, Calif.)	84,177
July 20, 1996	USA 1, Argentina 3 (o) +	Legion Field (Birmingham, Ala.)	83,810
Aug. 8, 1984	Brazil 2, Italy 1 (o)	Stanford Stadium (Palo Alto, Calif.)	83,642
July 10, 1994	Sweden 2, Romania 2 (5-4 pk) (wc)	Stanford Stadium (Palo Alto, Calif.)	83,500
June 26, 1994	Switzerland 0, Colombia 2 (wc)	Stanford Stadium (Palo Alto, Calif.)	83,401
June 24, 1994	Brazil 3, Cameroon 0 (wc)	Stanford Stadium (Palo Alto, Calif.)	83,401
Aug. 3, 2016	Real Madrid 1, Bayern Munich 0	MetLife Stadium (E. Rutherford, N.J.)	82,012
July 30, 2011	Manchester United 2, Barcelona 1	FedEx Field (Landover, Md.)	81,807
July 24, 2013	USA 3, Honduras 1 (gc)	Cowboys Stadium (Arlington, Texas)	81,410
July 21, 2009	Chelsea 2, Inter Milan 0	Rose Bowl (Pasadena, Calif.)	81,224
June 20, 1994	Brazil 2, Russia 0 (wc)	Stanford Stadium (Palo Alto, Calif.)	81,061
June 5, 2011	Mexico 5, El Salvador 0 (gc)	Cowboys Stadium (Arlington, Texas)	80,108
July 26, 2009	Mexico 5, USA 0 (gc)	Giants Stadium (East Rutherford, N.J.)	79,156
July 31, 2003	Manchester United 4, Juventus 1	Giants Stadium (East Rutherford, N.J.)	79,005
Aug. 12, 2006	Barcelona 4, New York Red Bulls 1	Giants Stadium (East Rutherford, N.J.)	79,002
March 26, 2011	USA 1, Argentina 1	New Meadowlands Stadium (East Rutherford, N.J.)	78,936
June 18, 2011	Mexico 2, Guatemala 1	New Meadowlands Stadium (East Rutherford, N.J.)	78,807
June 8, 2008	USA 0, Argentina 0	Giants Stadium (East Rutherford, N.J.)	78,682
July 31, 1996	Nigeria 4, Brazil 3 (ot) (o)	Sanford Stadium (Athens, Ga.)	78,587
July 14, 1996	MLS All-Star / FIFA World All-Star Game	Giants Stadium (East Rutherford, N.J.)	78,416
July 29, 1984	USA 3, Costa Rica 0 (o)	Stanford Stadium (Palo Alto, Calif.)	78,265
July 30, 1996	Argentina 2, Portugal 0 (o)	Sanford Stadium (Athens, Ga.)	78,212

## All-Time Largest Crowds in U.S. Men's National Team History at Home

Date	Opponent	Score	Venue	Attendance
June 26, 1994	Romania (wc)	0-1 L	Rose Bowl (Pasadena, Calif.)	93,869
Oct. 10, 2015	Mexico (cc)	2-3 L (aet)	Rose Bowl (Pasadena, Calif.)	93,723
June 22, 1994	Colombia (wc)	2-1 W	Rose Bowl (Pasadena, Calif.)	93,689
June 25, 2011	Mexico (gc)	2-4 L	Rose Bowl (Pasadena, Calif.)	93,420
June 16, 1996	Mexico	2-2 T	Rose Bowl (Pasadena, Calif.)	92,216
Feb. 15, 1998	Mexico (gc)	0-1 L	L.A. Coliseum (Los Angeles, Calif.)	91,255
June 4, 1994	Mexico	1-0 W	Rose Bowl (Pasadena, Calif.)	91,123
Jan. 21, 1996	Guatemala (gc)	3-1 W	L.A. Coliseum (Los Angeles, Calif.)	88,125
July 4, 1994	Brazil (wc)	0-1 L	Stanford Stadium (Palo Alto, Calif.)	84,177
July 20, 1996	Argentina (o) +	1-3 L	Legion Field (Birmingham, Ala.)	83,810
July 24, 2013	Honduras (gc)	3-1 W	Cowboys Stadium (Arlington, Texas)	81,410
July 26, 2009	Mexico (gc)	0-5 L	Giants Stadium (East Rutherford, N.J.)	79,156
March 26, 2011	Argentina	1-1 T	New Meadowlands Stadium (East Rutherford, N.J.)	78,936
June 8, 2008	Argentina	0-0 T	Giants Stadium (East Rutherford, N.J.)	78,682
July 29, 1984	Costa Rica (o)	3-0 W	Stanford Stadium (Palo Alto, Calif.)	78,265
Aug. 10, 2010	Brazil	0-2 L	New Meadowlands (E. Rutherford, N.J.)	77,223
June 18, 1994	Switzerland (wc)	1-1 T	Pontiac Silverdome (Detroit, Mich.)	73,425
June 21, 2016	Argentina (ca)	0-4 L	NRG Stadium (Houston, Texas)	70,858
July 21, 2013	El Salvador (gc)	5-1 W	M&T Bank Stadium (Baltimore, Md.)	70,540
July 22, 2015	Jamaica (gc)	1-2 L	Georgia Dome (Atlanta, Ga.)	70,511
June 22, 2011	Panama (gc)	1-0 W	Reliant Stadium (Houston, Texas)	70,267
Feb. 6, 2008	Mexico	2-2 T	Reliant Stadium (Houston, Texas)	70,103
May 8, 2003	Mexico	0-0 T	Reliant Stadium (Houston, Texas)	69,582
May 30, 2012	Brazil	1-4 L	FedExField (Landover, Md.)	67,619
June 3, 2016	Colombia (ca)	0-2 L	Levi's Stadium (Santa Clara, Calif.)	67,439
April 15, 2015	Mexico	2-0 W	Alamodome (San Antonio, Texas)	64,369
June 4, 2011	Spain	0-4 L	Gillette Stadium (Foxborough, Mass.)	64,121
July 31, 1984	Italy (o)	0-1 L	Rose Bowl (Pasadena, Calif.)	63,624
July 26, 2017	Jamaica (gc)	2-1 W	Levi's Stadium (Santa Clara, Calif.)	63,032
July 7, 2019	Mexico (gc)	0-1 L	Soldier Field (Chicago, Ill.)	62,493
Feb. 7, 2007	Mexico	2-0 W	Univ. of Phoenix Stadium (Glendale, Ariz.)	62,424
Feb. 24, 1990	Soviet Union	1-3 L	Stanford Stadium (Palo Alto, Calif.)	61,132
Oct. 25, 2000	Mexico	2-0 W	L.A. Coliseum (Los Angeles, Calif.)	61,072
June 24, 2007	Mexico (gc)	2-1 W	Soldier Field (Chicago, Ill.)	60,000
April 2, 2014	Mexico	2-2 T	University of Phoenix Stadium (Glendale, Ariz.)	59,066
July 24, 1996	Portugal (o) +	1-1 T	RFK Stadium (Washington, D.C.)	58,012
July 28, 2013	Panama (gc)	1-0 W	Soldier Field (Chicago, Ill.)	57,920
April 20, 1997	Mexico (wcq)	2-2 T	Foxborough Stadium (Foxborough, Mass.)	57,407
June 6, 2009	Honduras (wcq)	2-0 W	Soldier Field (Chicago, Ill.)	55,647
May 29, 2010	Turkey	2-1 W	Lincoln Financial Field (Philadelphia, Pa.)	55,407
July 23, 2009	Honduras (gc)	2-0 W	Soldier Field (Chicago, Ill.)	55,173
Aug. 2, 1984	Egypt (o)	1-1 T	Stanford Stadium (Palo Alto, Calif.)	54,973
Sept. 1, 2001	Honduras (wcq)	2-3 L	RFK Stadium (Washington, D.C.)	54,282
June 13, 1993	Germany	3-4 L	Soldier Field (Chicago, Ill.)	53,549
Nov. 16, 1997	El Salvador (wcq)	4-2 W	Foxborough Stadium (Foxborough, Mass.)	53,193
Dec. 18, 1993	Germany	0-3 L	Stanford Stadium (Palo Alto, Calif.)	52,397
Jan. 16, 1996	El Salvador (gc)	2-0 W	Anaheim Stadium (Anaheim, Calif.)	52,355
June 7, 2014	Nigeria	2-1 W	EverBank Field (Jacksonville, Fla.)	52,033
Sept. 3, 2000	Guatemala (wcq)	1-0 W	RFK Stadium (Washington, D.C.)	51,996
Oct. 3, 1997	Jamaica (wcq)	1-1 T	RFK Stadium (Washington, D.C.)	51,528
June 1, 1991	Ireland	1-1 T	Foxborough Stadium (Foxborough, Mass.)	51,273
June 11, 2016	Paraguay (ca)	1-0 W	Lincoln Financial Field (Philadelphia, Pa.)	51,041
June 21, 2007	Canada (gc)	2-1 W	Soldier Field (Chicago, Ill.)	50,760
Mar. 13, 1999	Mexico	1-2 L	Qualcomm Stadium (San Diego, Calif.)	50,324
Jan. 16, 2000	Iran	1-1 T	Rose Bowl (Pasadena, Calif.)	50,181
Feb. 12, 2000	Haiti (gc)	3-0 W	Orange Bowl (Miami, Fla.)	49,513
April 2, 2002	Mexico	1-0 W	Invesco Field (Denver, Colo.)	48,476
Sept. 6, 2019	Mexico	0-3 L	MetLife Stadium (East Rutherford, N.J.)	47,960
May 28, 2005	England	1-2 L	Soldier Field (Chicago, Ill.)	47,637
July 8, 2017	Panama (gc)	1-1 T	Nissan Stadium (Nashville, Tenn.)	47,622
June 2, 2013	Germany	4-3 W	RFK Stadium (Washington, D.C.)	47,359
June 16, 2016	Ecuador (ca)	2-1 W	CenturyLink Field (Seattle, Wash.)	47,322
July 10, 2015	Haiti	1-0 W	Gillette Stadium (Foxborough, Mass.)	46,720
May 30, 1998	Scotland	0-0 T	RFK Stadium (Washington, D.C.)	46,037
July 22, 1996	Tunisia (o) +	2-0 W	Legion Field (Birmingham, Ala.)	45,687
July 22, 2017	Costa Rica (gc)	2-0 W	AT&T Stadium (Arlington, Texas)	45,516
June 19, 2011	Jamaica (gc)	2-0 W	RFK Stadium (Washington, D.C.)	45,423
March 3, 2001	Brazil	1-2 L	Rose Bowl (Pasadena, Calif.)	45,387
April 28, 2004	Mexico	1-0 W	Cotton Bowl (Dallas, Texas)	45,048
June 11, 2000	Mexico	3-0 W	Giants Stadium (East Rutherford, N.J.)	45,008
July 3, 2015	Guatemala	4-0 W	Nissan Stadium (Nashville, Tenn.)	44,835
June 6, 1993	Brazil	0-2 L	Yale Bowl (New Haven, Conn.)	44,579
Aug. 2, 1991	Sheffield Wednesday	2-0 W	Veteran's Stadium (Philadelphia, Pa.)	44,261
Jan. 29, 1994	Russia	1-1 T	Seattle Kingdome (Seattle, Wash.)	43,651

(continued next page)

Date	Opponent	Score	Venue	Attendance
Sept. 9, 2007	Brazil	2-4 L	Soldier Field (Chicago, Ill.)	43,543
Nov. 13, 2015	St. Vincent & The Grenadines (wcq)	6-1 W	Busch Stadium (St. Louis, Mo.)	43,433
Aug. 25, 1989	Dnepr (USSR)	1-0 W	Franklin Field (Philadelphia, Pa.)	43,356
Jan. 19, 2002	Korea Republic (gc)	2-1 W	Rose Bowl (Pasadena, Calif.)	42,117
July 21, 2005	Honduras (gc)	2-1 W	Giants Stadium (East Rutherford, N.J.)	41,721
June 16, 1991	A.C. Milan	1-1 T	Soldier Field (Chicago, Ill.)	41,541
July 5, 1991	Mexico (gc)	2-0 W	L.A. Coliseum (Los Angeles, Calif.)	41,103
June 11, 2013	Panama (wcq)	2-0 W	CenturyLink Field (Seattle, Wash.)	40,847
June 4, 2005	Costa Rica (wcq)	3-0 W	Rice-Eccles Stadium (Salt Lake City, Utah)	40,586
Dec. 14, 1996	Costa Rica (wcq)	2-0 W	Stanford Stadium (Palo Alto, Calif.)	40,527
Oct. 7, 2001	Jamaica (wcq)	2-1 W	Foxborough Stadium (Foxborough, Mass.)	40,483
Sept. 11, 2018	Mexico	1-0 W	Nissan Stadium (Nashville, Tenn.)	40,194
June 13, 1999	Argentina	1-0 W	RFK Stadium (Washington, D.C.)	40,119
July 7, 1991	Honduras (gc)	0-0 T (4-3 pk)	L.A. Coliseum (Los Angeles, Calif.)	39,873
June 7, 2016	Costa Rica (ca)	4-0 W	Soldier Field (Chicago, Ill.)	39,642
July 11, 2004	Poland	1-1 T	Soldier Field (Chicago, Ill.)	39,529

(wc) 1994 World Cup

(o) Olympics

(gc) Gold Cup

(wcq) World Cup qualifying

(cc) CONCACAF Cup

(ca) Copa America Centenario

+ U.S. Under-23 Men's National Team

List does not include Women's World Cup / MLS doubleheader on July 4, 1999

See the U.S. Women's National Team Media Guide for All-Time Largest Women's Crowds

## U.S. Men's National Team - Team Records

### ALL-TIME RECORDS

**Most consecutive wins (overall)**

12; 6/2/13 – 8/14/13

**Most consecutive wins (in the USA)**

14; 10/11/19 – 8/1/21

**Most consecutive wins (outside the USA)**

 3 (five times)  
 10/17/07 – 3/26/08  
 6/22/08-9/6/08  
 11/15/11-2/29/12  
 5/22/16-10/7/16  
 11/16/20 – 3/28/21

**Most consecutive games unbeaten (overall)**

16; 3/13/04 – 3/19/05

**Most consecutive games unbeaten (in the USA)**

 20; 9/10/19 – 12/18/21  
 16; 1/19/08 – 7/23/09  
 15; 6/4/05 – 4/11/06  
 14; 6/13/99 – 1/27/01

**Most consecutive games unbeaten (outside the USA)**

 6; 3/31/04 – 2/9/05  
 5; 11/19/19 – 3/28/21

**Most consecutive losses (overall)**

12; 10/16/73 – 8/25/75

**Most consecutive losses (in the USA)**

5; 6/19/49 – 5/28/59

**Most consecutive losses (outside the USA)**

11; 10/16/73 – 8/25/75

**Most consecutive shutouts earned (overall)**

 6; 6/8/08 – 9/10/08  
 5; 7/18/21 – 9/2/21

**Most consecutive shutouts against (overall)**

5; 11/18/90 – 2/21/91

### MATCH RECORDS

**Most goals scored**

 8 (two times)  
 11/14/93, USA 8, Cayman Islands 1  
 6/15/08, USA 8, Barbados 0\*

**Most goals scored, defeat**

 3 (four times)  
 8/17/30 – USA 3, Brazil 4  
 9/19/37 – USA 3, Mexico 7  
 6/8/53 – USA 3, England 6  
 6/13/93 – USA 3, Germany 4

**Most goals allowed**

 11 (two times)  
 5/30/28 – USA 2, Argentina 11 ++  
 8/6/48 – USA 0 Norway 11

**Most goals allowed, win**

 3 (five times)  
 10/20/68 – USA 6, Haiti 3  
 10/8/95 – USA 4, Saudi Arabia 3  
 6/2/13 – USA 4, Germany 3  
 8/14/13 – USA 4, Bosnia-Herzegovina 3  
 6/5/15 – USA 4, Netherlands 3

**Most goals both teams**

13; 5/20/28 – USA 2, Argentina 11 ++

**Largest margin of victory**

8; 6/15/08 – USA 8, Barbados 0\*

**Largest margin of victory, shutout**

8; 6/15/08 – USA 8, Barbados 0\*

**Largest margin of defeat**

11; 8/6/48 – USA 0 Norway 11

**Largest margin of defeat, shutout**

11; 8/6/48 – USA 0 Norway 11

### SEASON RECORDS

**Most international matches played**

34; 1993

**Most wins**

17; 2021

**Most losses**

11; 1990

**Most ties**

11; 1993

**Most consecutive wins**

12; 2013

**Most consecutive losses**

5; 1975, 2007

# U.S. Men's National Team - Individual Records

## MATCH RECORDS

### Most goals

4 (four times)  
 Archie Stark, 11/8/25 vs. Canada  
 Aldo "Buff" Donelli, 5/24/34 vs. Mexico \*  
 Joe-Max Moore, 12/5/93 vs. El Salvador  
 Landon Donovan, 7/19/03 vs. Cuba

### Most assists

3 (five times)  
 Cobi Jones,  
 11/14/93 vs. Cayman Islands  
 Landon Donovan,  
 4/1/09 vs. Trinidad & Tobago \*  
 Landon Donovan,  
 7/21/13 vs. El Salvador  
 Jordan Morris,  
 10/11/19 vs. Cuba &  
 Jesús Ferreira,  
 1/31/21 vs. Trinidad & Tobago

## SEASON RECORDS

### Most games played

30; Cobi Jones, 1993

### Most games played in debut year

19 (two times)  
 Claudio Reyna, 1994  
 Gyasi Zardes, 2015

### Most consecutive games

21 (two times)  
 Marcelo Balboa, 1992  
 Mike Windischmann, 1990

### Most games started

26; Chris Henderson, 1993

### Most consecutive starts

21; Marcelo Balboa, 1992

### Most goals

9 (three times)  
 Eric Wynalda, 1996  
 Landon Donovan, 2007  
 Clint Dempsey, 2015

### Most assists

10; Landon Donovan, 2009

### Most shutouts

9; Matt Turner, 2021

## CAREER RECORDS

### Most games played

164; Cobi Jones, 1992-2004

### Most consecutive games played

36; Mike Windischmann,  
 7/13/88 – 11/21/90

### Most consecutive games started

33; Mike Windischmann,  
 7/13/88 – 9/15/90

### Most consecutive appearances scoring a goal

5; Jozy Altidore, 6/2/13 – 8/14/13  
 4 (six times)  
 William Looby, 1/14/54 – 8/25/55  
 Eric Wynalda, 6/16/96 – 11/10/96  
 Brian McBride, 6/11/00 – 1/27/01  
 Eddie Johnson, 10/9/04 – 2/9/05  
 Landon Donovan, 6/4/05 – 7/9/05  
 Landon Donovan, 6/12/07 – 6/24/07

### Most consecutive appearances with an assist

4 (two times)  
 Landon Donovan,  
 6/13/04-8/18/04  
 Landon Donovan,  
 8/12/09-10/10/09

### Most games started

142; Landon Donovan,  
 2000-2014

### Most goals

57; Landon Donovan,  
 2000-2014  
 57; Clint Dempsey,  
 2004-2017

### Most assists

58; Landon Donovan,  
 2000-2014

### Most shutouts

47; Kasey Keller, 1990-2007

\* FIFA World Cup qualifier

++ Olympics (prior to 1930,  
 Olympic caps counted as  
 full caps)

& Concacaf Nations League

**Assists and points have been recorded since 1990**

# U.S. Men's National Team - Statistical Breakdown - Team

## MOST GOALS SCORED IN A GAME

### Eight-Goal Games (2)

11/14/93 vs. Cayman Islands (8-1)  
6/15/08 vs. Barbados (8-0) \*

### Seven-Goal Games (3)

12/5/93 vs. El Salvador (7-0)  
8/16/00 vs. Barbados (7-0) \*  
10/11/19 vs. Cuba (7-0) &

### Six-Goal Games (16)

11/8/25 vs. Canada (6-1)  
11/6/26 vs. Canada (6-1)  
10/20/68 @ Haiti (6-3)  
11/2/68 vs. Bermuda (6-2) \*  
10/13/04 vs. Panama (6-0) \*  
10/11/08 vs. Cuba (6-1) \*  
7/5/13 vs. Guatemala (6-0)  
7/9/13 vs. Belize (6-1)  
7/18/15 vs. Cuba (6-0) ^  
11/13/15 vs. St. Vincent and the Grenadines (6-1) \*  
9/2/16 at St. Vincent and the Grenadines (6-0) \*  
3/24/17 vs. Honduras (6-0) \*  
6/22/19 vs. Trinidad & Tobago ^  
11/16/20 vs. Panama (6-2)  
12/9/20 vs. El Salvador (6-0)  
7/15/21 vs. Martinique (6-1) ^

### Five-Goal Games (10)

9/21/49 n. Cuba (5-2) \*  
12/12/79 vs. Bermuda (5-0)  
8/13/88 vs. Jamaica (5-1) \*  
4/4/92 vs. China (5-0)  
10/19/92 n. Ivory Coast (5-2)  
5/16/02 vs. Jamaica (5-0)  
7/19/03 vs. Cuba (5-0)  
1/29/06 vs. Norway (5-0)  
5/26/12 vs. Scotland (5-1)  
7/21/13 vs. El Salvador (5-1)

### Four-Goal Games (30)

5/24/34 n. Mexico (4-2) \*  
10/6/84 vs. Neth. Antilles (4-0) \*  
4/8/90 vs. Iceland (4-1)  
5/30/90 @ Liechtenstein (4-1)  
5/7/94 vs. Estonia (4-0)  
6/18/95 vs. Mexico (4-0)  
10/8/95 vs. Saudi Arabia (4-3)  
11/16/97 vs. El Salvador (4-2) \*  
6/3/00 vs. South Africa (4-0)  
11/15/00 @ Barbados (4-0) \*  
1/27/02 vs. El Salvador (4-0)  
3/2/02 vs. Honduras (4-0)  
1/19/03 vs. Canada (4-0)  
6/2/04 vs. Honduras (4-0)  
7/7/05 vs. Cuba (4-1)  
2/19/06 vs. Guatemala (4-0)  
6/2/07 vs. China (4-1)  
6/12/07 vs. El Salvador (4-0)  
7/4/09 vs. Grenada (4-0)  
6/2/13 vs. Germany (4-3)  
8/14/13 vs. Bosnia-Herzegovina (4-3)  
7/3/15 vs. Guatemala (4-0)  
3/29/16 vs. Guatemala (4-0) \*  
5/28/16 vs. Bolivia (4-0)  
6/7/16 vs. Costa Rica (4-0)+  
9/6/16 vs. Trinidad & Tobago (4-0) \*  
10/6/17 vs. Panama (4-0) \*  
6/18/19 vs. Guyana (4-0) ^  
11/15/19 vs. Canada (4-1) &  
11/19/19 vs. Cuba (4-0 W) &  
3/25/21 vs. Jamaica (4-1 W)  
6/9/21 vs. Costa Rica (4-0 W)

## MOST GOALS ALLOWED IN A GAME

### Eleven-Goal Games Against (2)

5/30/28 n. Argentina (2-11) ++  
8/6/48 @ Norway (0-11)

### Ten-Goal Games Against (1)

5/27/64 vs. England (0-10)

### Nine-Goal Games Against (2)

8/2/48 vs. Italy (0-9) ++  
11/28/56 vs. Yugoslavia (1-9) ++

### Eight-Goal Games Against (1)

7/16/52 vs. Italy (0-8) ++

### Seven-Goal Games Against (4)

5/27/34 @ Italy (1-7) \*\*  
9/12/37 @ Mexico (2-7)  
9/19/37 @ Mexico (3-7)  
4/28/57 vs. Mexico (2-7) \*

### Six-Goal Games Against (8)

7/26/30 n. Argentina (1-6) \*\*  
9/4/49 @ Mexico (0-6) \*  
9/18/49 @ Mexico (2-6) \*  
4/30/52 @ Scotland (0-6)  
6/8/53 vs. England (3-6)  
4/7/57 @ Mexico (0-6) \*  
8/21/75 n. Argentina (0-6)  
5/2/79 vs. France (0-6)

### Five-Goal Games Against (11)

9/26/37 @ Mexico (1-5)  
7/13/47 @ Mexico (0-5)  
7/20/47 @ Cuba (2-5)  
8/11/48 @ N. Ireland (0-5)  
7/2/50 n. Chile (2-5) \*\*  
6/22/57 @ Canada (1-5) \*  
10/21/68 @ Haiti (2-5)  
11/9/80 @ Mexico (1-5) \*  
6/16/85 vs. England (0-5)  
6/10/90 n. Czechoslovakia (1-5) \*\*  
7/26/09 vs. Mexico (0-5)

### Four-Goal Games Against

39 times

## LARGEST MARGIN OF VICTORY

### Eight-Goal Victories (1)

6/15/08 vs. Barbados (8-0) \*

### Seven-Goal Victories (5)

11/14/93 vs. Cayman Islands (8-1)  
12/5/93 vs. El Salvador (7-0)  
8/16/00 vs. Barbados (7-0) \*  
10/11/19 vs. Cuba (7-0) &  
1/31/21 vs. Trinidad and Tobago (7-0)

### Six-Goal Victories (6)

10/13/04 vs. Panama (6-0) \*  
7/5/13 vs. Guatemala (6-0)  
7/18/13 vs. Cuba (6-0) ^  
9/2/16 @ St. Vincent and the Grenadines (6-0) \*  
3/24/16 vs. Honduras (6-0 W) \*  
6/22/19 vs. Trinidad & Tobago (6-0) ^

### Five-Goal Victories (11)

11/8/25 vs. Canada (6-1)  
11/6/26 vs. Canada (6-1)  
12/12/79 vs. Bermuda (5-0)  
4/4/92 vs. China (5-0)  
5/16/02 vs. Jamaica (5-0)  
7/19/03 vs. Cuba (5-0)  
1/29/06 vs. Norway (5-0)  
10/11/08 vs. Cuba (6-1) \*  
7/9/13 vs. Belize (6-1)  
11/13/15 vs. St. Vincent and the Grenadines (6-1) \*  
7/15/21 vs. Martinique (6-1) ^

### Four-Goal Victories (25)

11/2/68 vs. Bermuda (6-2) \*  
10/6/84 vs. Netherlands Antilles (4-0) \*  
8/13/88 vs. Jamaica (5-1) \*  
5/7/94 vs. Estonia (4-0)  
6/18/95 vs. Mexico (4-0)  
6/3/00 vs. South Africa (4-0)  
11/15/00 @ Barbados (4-0) \*  
1/27/02 vs. El Salvador (4-0)  
3/2/02 vs. Honduras (4-0)  
1/19/03 vs. Canada (4-0)  
6/2/04 vs. Honduras (4-0)  
2/19/06 vs. Guatemala (4-0)  
6/12/07 vs. El Salvador (4-0)  
7/4/09 vs. Grenada (4-0)  
5/26/12 vs. Scotland (5-1)  
7/21/13 vs. El Salvador (5-1)  
7/3/15 vs. Guatemala (4-0)  
3/29/16 vs. Guatemala (4-0) \*  
5/28/16 vs. Bolivia (4-0)  
6/7/16 vs. Costa Rica (4-0)+  
9/6/16 vs. Trinidad & Tobago (4-0) \*  
10/6/17 vs. Panama (4-0 W) \*  
6/18/19 vs. Guyana (4-0 W) ^  
11/19/19 vs. Cuba (4-0 W) &  
6/9/21 vs. Costa Rica (4-0 W)

## LARGEST MARGIN OF DEFEAT

### Eleven-Goal Defeats (1)

8/6/48 @ Norway (0-11)

### Ten-Goal Defeats (1)

5/27/64 vs. England (0-10)

### Nine-Goal Defeats (2)

5/30/28 n. Argentina (2-11) ++  
8/2/48 vs. Italy (0-9) ++

### Eight-Goal Defeats (2)

7/16/52 vs. Italy (0-8) ++  
11/28/56 vs. Yugoslavia (1-9) ++

### Seven-Goal Defeats (2)

5/28/59 vs. England (1-8)  
3/26/75 @ Poland (0-7)

### Six-Goal Defeats (6)

5/27/34 @ Italy (1-7) \*\*  
9/4/49 @ Mexico (0-6) \*  
4/30/52 @ Scotland (0-6)  
4/7/57 @ Mexico (0-6) \*  
8/21/75 n. Argentina (0-6)  
5/2/79 vs. France (0-6)

### Five-Goal Defeats (7)

7/26/30 n. Argentina (1-6) \*\*  
9/12/37 @ Mexico (2-7)  
7/13/47 n. Mexico (0-5)  
8/11/48 @ N. Ireland (0-5)  
4/28/57 vs. Mexico (2-7) \*  
6/16/85 vs. England (0-5)  
7/26/09 vs. Mexico (0-5)

### Four-Goal Defeats

18 times

**U.S. Men's National Team - Statistical Breakdown - Individual**

**MOST GOALS  
SCORED IN A GAME**

**Four-Goal Games (4)**

Archie Stark;  
 11/8/25 vs. Canada (6-1)  
 Aldo "Buff" Donelli;  
 5/24/34 n. Mexico (4-2) \*  
 Joe-Max Moore;  
 12/5/93 vs. El Salvador (7-0)  
 Landon Donovan;  
 7/19/03 vs. Cuba (5-0)

**Three-Goal Games (14)**

Bert Patenaude;  
 7/17/30 n. Paraguay (3-0) \*\*  
 Peter Millar;  
 10/20/68 @ Haiti (6-3)  
 Peter Millar;  
 11/2/68 vs. Bermuda (6-2) \*  
 Brian McBride;  
 1/27/02 vs. El Salvador (4-0)  
 Eddie Johnson;  
 10/13/04 vs. Panama (6-0) \*  
 Taylor Twellman;  
 1/29/06 vs. Norway (5-0)  
 Landon Donovan;  
 3/25/07 vs. Ecuador (3-1)  
 Sacha Kljestan;  
 1/24/09 vs. Sweden (3-2)  
 Jozy Altidore;  
 4/1/09 vs. Trinidad & Tobago (3-0) \*  
 Landon Donovan;  
 5/26/12 vs. Scotland (5-1)  
 Chris Wondolowski;  
 7/9/13 vs. Belize (6-1)  
 Jozy Altidore;  
 8/14/13 @ Bosnia-Herzegovina (4-3)  
 Clint Dempsey;  
 1/18/15 vs. Cuba (6-0) ^  
 Clint Dempsey;  
 3/24/17 vs. Honduras (6-0 W) \*

**KEY:** vs. indicates U.S. at home  
 @ indicates U.S. at opponent  
 n. indicates neutral venue  
 \* FIFA World Cup qualifier  
 \*\* FIFA World Cup  
 ++ Olympics (1956 and earlier)  
 ^ CONCACAF Gold Cup  
 & CONCACAF Nations League



## U.S. Men's National Team - Statistical Breakdown - Individual

### MOST FREQUENT U.S. OPPONENTS

#### OVERALL

Mexico	73
Costa Rica	41
Canada	37
Jamaica	31
Guatemala	27
Honduras	27
Trinidad & Tobago	27
El Salvador	25
Panama	24
Colombia	20
Brazil	19
Haiti	18
Poland	17

#### AFRICA

Ghana	4
Morocco	3
South Africa	3

#### ASIA

China PR	8
Korea Republic	7
Saudi Arabia	6

#### EUROPE

Poland	17
Italy	12
Germany	11
England	11
Ireland	10

#### SOUTH AMERICAN

Colombia	20
Brazil	19
Ecuador	15
Argentina	11
Chile	11

### MOST WINS AGAINST

Opponent	Wins
Mexico	22
Trinidad & Tobago	20
Costa Rica	19
Jamaica	19
El Salvador	18
Honduras	18
Canada	16
Panama	16
Guatemala	15
Cuba	11
Poland	7

### MOST LOSSES TO

Opponent	Losses
Mexico	36
Brazil	18
Costa Rica	16
Colombia	13
Canada	9
Italy	8
England	8
Germany	7
Poland	7
Argentina	7
Haiti	6
Ireland	6

### YEARLY BESTS

Games Played	Goals Per Game*
1993	34
1994	27
2009	24
2013	23
1990	22
2021	22
1992	21
2004	18.7
2009	17.9
2013	16
2009	13
2005	13
2007	12
2002	12
2016	12
2019	11
2003	10
1996	10
1993	10
2015	10
2017	10
1993	13
1992	11
1990	11
1994	9
1973	9
1994	11
1993	11
2017	7
1997	7
2004	6
2000	6

#### Goals Against Per Game\*

2021	0.54
2008	0.57
1989	0.58
2004	0.60
2005	0.60
2003	0.63

#### Winning Percentage\*

2021	.841
2013	.761
2012	.750
2007	.750
2004	.733
2008	.714
2017	.710
2000	.706

\* Minimum of  
10 games played

### FIRST CAP, FIRST SHUTOUT HISTORY

Date	Name	Opponent	Score
May 25, 1924	James Douglas	n. Estonia (at France)	1-0 W
Nov. 12, 1976	Alan Mayer	at Haiti	0-0 T
Feb. 5, 1986	David Vanole	v. Canada	0-0T
June 16, 1987	Jeff Duback	n. Thailand (at Korea)	1-0 W
Sept. 3, 1992	Brad Friedel	at Canada	2-0 W
March 10, 2002	Tim Howard	v. Ecuador	1-0 W
March 9, 2005	Jon Busch	v. Colombia	3-0 W
Jan. 22, 2006	Matt Reis	v. Canada	0-0 T
Jan. 21, 2012	Bill Hamid	v. Venezuela	1-0 W
Feb. 5, 2016	David Bingham	v. Canada	1-0 W
Oct. 7, 2016	Ethan Horvath	at Cuba	2-0 W
May 28, 2018	Alex Bono	v. Bolivia	3-0 W
Jan. 31, 2021	Matt Turner	vs. Trinidad and Tobago	7-0 W

### YOUNGEST PLAYERS TO EARN A CAP (MODERN ERA)

Name	Age	Date	Opponent	Score
Freddy Adu	16 years, 234 days	Jan. 22, 2006	v. Canada	0-0 T
Mike Slivinski	16 years, 318 days	Sept. 14, 1991	v. Jamaica	1-0 W
Mark Jonas	16 years, 332 days	Sept. 14, 1991	v. Jamaica	1-0 W
Nelson Vargas	17 years, 39 days	Sept. 14, 1991	v. Jamaica	1-0 W
Maurice Ligeon	17 years, 47 days	Oct. 19, 1994	vs. Saudi Arabia	1-2 L
Bobby Convey	17 years, 151 days	Oct. 25, 2000	v. Mexico	2-0 W
Christian Pulisic	17 years, 193 days	March 29, 2016	v. Guatemala	4-0 W

# U.S. Men's National Team History

## FIRST CAP, FIRST GOAL HISTORY

Date	Name	Opponent	Score
Aug. 20, 1916	Harry Cooper	at Sweden	3-2 W
Aug. 20, 1916	Charles Ellis	at Sweden	3-2 W
Aug. 20, 1916	Charles Harry Spalding	at Sweden	3-2 W
May 25, 1924	Andy Straden	n. Estonia (at France)	1-0 W
June 16, 1924	James Rhody	at Republic of Ireland	1-3 L
Nov. 6, 1926	Jock Marshall	v. Canada	6-1 W
Nov. 6, 1926	Andy Auld	v. Canada	6-1 W
May 30, 1928	Rudolf Kuntner	n. Argentina (at Netherlands)	2-11 L
May 30, 1928	Henry Carroll	n. Argentina (at Netherlands)	2-11 L
July 13, 1930	Bert Patenaude	v. Belgium (at Uruguay)	3-0 W
July 13, 1930	Bart McGhee	v. Belgium (at Uruguay)	3-0 W
May 24, 1934	Aldo Donelli	v. Mexico (at Italy)	4-2 W
Sept. 12, 1937	John McEwan	at Mexico	2-7 L
Sept. 12, 1937	Alexander Rae	at Mexico	2-7 L
June 8, 1953	George Atheneos	v. England	3-6 L
June 8, 1953	Otto Decker	v. England	3-6 L
Nov. 28, 1956	Al Zerhusen	v. Yugoslavia (at Australia)	1-9 L
Nov. 6, 1960	Helmut Bicek	v. Mexico	3-3 T
Nov. 6, 1960	Karl Fister	v. Mexico	3-3 T
March 7, 1965	Walter Shmotolocha	v. Mexico	2-2 T
Sept. 15, 1968	Peter Millar	v. Israel	3-3 T
Aug. 20, 1972	Rudy Getzinger	v. Canada	2-3 L
Aug. 12, 1973	Al Trost	v. Poland	1-0 W
Sept. 9, 1973	Ben Brewster	v. Bermuda	1-0 W
Sept. 5, 1974	Dennis Vaninger	v. Mexico	1-3 L
Aug. 19, 1975	Henry McCully	v. Costa Rica	1-3 L
Sept. 24, 1976	Boris Bandov	at Canada	1-1 T
Oct. 20, 1976	Miro Rys	v. Canada	2-0 W
Sept. 15, 1977	Rick Davis	at El Salvador	2-1 W
Sept. 15, 1977	Greg Villa	at El Salvador	2-1 W
Oct. 9, 1984	Jeff Hooker	v. El Salvador	3-1 W
Oct. 9, 1984	Jacques Ladouceur	v. El Salvador	3-1 W
June 8, 1987	Ted Hantak	n. Egypt (at Korea)	1-3 L
July 14, 1988	Rob Ryerson	v. Costa Rica	1-0 W
March 12, 1991	Dante Washington	v. Mexico	2-2 T
Sept. 8, 1999	Chris Albright	at Jamaica	2-2 T
Oct. 25, 2000	Landon Donovan	v. Mexico	2-0 W
Oct. 9, 2004	Eddie Johnson	at El Salvador	2-0 W
March 9, 2005	Chad Marshall	v. Colombia	3-0 W
Jan. 20, 2007	Jonathan Bornstein	v. Denmark	3-1 W
Jan. 20, 2007	Kenny Cooper	v. Denmark	3-1 W
Jan. 19, 2008	Eddie Robinson	v. Sweden	2-0 W
July 4, 2009	Stuart Holden	v. Grenada	4-0 W
Nov. 17, 2010	Juan Agudelo	at South Africa	1-0 W
May 22, 2016	Paul Arriola	at Puerto Rico	3-1 W
July 1, 2017	Dom Dwyer	vs. Ghana	2-1 W
Nov. 14, 2017	Weston McKennie	at Portugal	1-1 T
May 28, 2018	Josh Sargent	vs. Bolivia	3-0 W
Jan. 27, 2019	Djordje Mihailovic	vs. Panama	3-0 W
Jan. 27, 2019	Christian Ramirez	vs. Panama	3-0 W
Nov. 16, 2020	Gio Reyna	vs. Panama	6-2 W
Nov. 16, 2020	Sebastian Soto	vs. Panama	6-2 W
Dec. 9, 2020	Chris Mueller	vs. El Salvador	6-0 W
Dec. 9, 2020	Ayo Akinola	vs. El Salvador	6-0 W
Sept. 8, 2021	Ricardo Pepi	vs. Honduras	4-1 W
Dec. 18, 2021	Cole Bassett	vs. Bosnia-Herzegovina	1-0 W

**Note:** 57 players in the history of the U.S. Men's National Team have scored goals in their U.S. debut

### YOUNGEST PLAYERS TO SCORE A GOAL (MODERN ERA)

Name	Age	Date	Opponent	Score
Christian Pulisic	17 years, 253 days	May 28, 2016	Bolivia	4-0 W
Juan Agudelo	17 years, 359 days	Nov. 17, 2010	South Africa	1-0 W
Gio Reyna	18 years, 3 days	Nov. 16, 2020	Panama	6-2 W
Jozy Altidore	18 years, 94 days	Feb. 6, 2008	Mexico	2-2 T
Tim Weah	18 years, 95 days	May 28, 2018	Bolivia	3-0 W
Josh Sargent	18 years, 97 days	May 28, 2018	Bolivia	3-0 W
Landon Donovan	18 years, 235 days	Oct. 25, 2000	Mexico	2-0 W
Ricardo Pepi	18 years, 242 days	Sept. 8, 2021	Honduras	4-1 W

# U.S. Against the FIFA Rankings Top 10

SINCE FIFA RANKINGS BEGAN IN AUGUST 1993

## Record vs. Top 10: 19-41-12

## Record vs. Top 5: 10-30-5

## Record vs. No. 1: 3-9-1

Date	Rank	Opponent	Result	Location
Sept. 8, 1993	9	Norway	0-1 L	Oslo, Norway
Dec. 18, 1993	3	Germany	0-3 L	Palo Alto, Calif.
Jan. 15, 1994	4	Norway	2-1 W	Tempe, Ariz.
Feb. 10, 1994	6	Denmark	0-0 T (2-4 PK)	Hong Kong
Feb. 20, 1994	10	Sweden	1-3 L	Miami, Fla.
June 26, 1994	7	Romania **	0-1 L	Pasadena, Calif.
July 4, 1994	3	Brazil **	0-1 L	Palo Alto, Calif.
June 18, 1995	7	Mexico	4-0 W	Washington, D.C.
July 14, 1995	10	Argentina @	3-0 W	Paysandu, Uruguay
July 17, 1995	7	Mexico	0-0 T (4-1 PK)	Paysandu, Uruguay
July 20, 1995	1	Brazil @	0-1 L	Maldonado, Uruguay
Jan. 18, 1996	1	Brazil ^	0-1 L	Los Angeles, Calif.
Jan. 22, 1997	6	Denmark	1-4 L	Pasadena, Calif.
Nov. 2, 1997	10	Mexico *	0-0 T	Mexico City, Mexico
Feb. 10, 1998	1	Brazil ^	1-0 W	Los Angeles, Calif.
Feb. 15, 1998	5	Mexico ^	0-1 L	Los Angeles, Calif.
June 15, 1998	2	Germany **	0-2 L	Paris, France
Feb. 6, 1999	5	Germany	3-0 W	Jacksonville, Fla.
June 13, 1999	7	Argentina	1-0 W	Washington, D.C.
July 28, 1999	1	Brazil #	0-1 L	Guadalajara, Mexico
July 30, 1999	5	Germany #	2-0 W	Guadalajara, Mexico
June 11, 2000	8	Mexico	3-0 W	East Rutherford, N.J.
March 3, 2001	1	Brazil	1-2 L	Pasadena, Calif.
Feb. 13, 2002	6	Italy	0-1 L	Catania, Italy
March 27, 2002	10	Germany	2-4 L	Rostock, Germany
April 3, 2002	8	Mexico	1-0 W	Denver, Colo.
May 19, 2002	9	Netherlands	0-2 L	Foxborough, Mass.
June 5, 2002	5	Portugal **	3-2 W	Suwon, South Korea
June 17, 2002	7	Mexico **	2-0 W	Jeongu, South Korea
Feb. 8, 2003	5	Argentina	0-1 L	Miami, Fla.
May 8, 2003	9	Mexico	0-0 T	Houston, Texas
June 19, 2003	8	Turkey #	1-2 L	St. Etienne, France
June 21, 2003	1	Brazil #	0-1 L	Lyon, France
July 23, 2003	1	Brazil ^	1-2 L (OT)	Miami, Fla.
Feb. 18, 2004	4	Netherlands	0-1 L	Amsterdam, Holland
April 28, 2004	4	Mexico	1-0 W	Dallas, Texas
March 27, 2005	6	Mexico *	1-2 L	Mexico City, Mexico
May 28, 2005	6	England	1-2 L	Chicago, Ill.
Sept. 3, 2005	5	Mexico *	2-0 W	Columbus, Ohio
June 12, 2006	2	Czech Republic **	0-3 L	Gelsenkirchen, Germany
June 28, 2007	5	Argentina @	1-4 L	Maracaibo, Venezuela
Sept. 7, 2007	1	Brazil	2-4 L	Chicago, Ill.
June 4, 2008	4	Spain	0-1 L	Santander, Spain
June 8, 2008	1	Argentina	0-0 T	East Rutherford, N.J.
June 15, 2009	4	Italy #	1-3 L	Pretoria, South Africa
June 18, 2009	5	Brazil #	0-3 L	Pretoria, South Africa
June 24, 2009	1	Spain #	2-0 W	Bloemfontein, South Africa
June 28, 2009	5	Brazil #	2-3 L	Johannesburg, South Africa
March 3, 2010	3	Netherlands	1-2 L	Amsterdam, Netherlands
June 12, 2010	8	England **	1-1 T	Rustenburg, South Africa
Aug. 10, 2010	3	Brazil	0-2 L	East Rutherford, N.J.
March 26, 2011	4	Argentina	1-1 T	East Rutherford, N.J.
June 4, 2011	1	Spain	0-4 L	Foxborough, Mass.
Feb. 29, 2012	8	Italy	1-0 W	Genoa, Italy
May 30, 2012	6	Brazil	1-4 L	Landover, Md.
Nov. 14, 2012	9	Russia	2-2 T	Krasnodar, Russia
June 2, 2013	2	Germany	4-3 W	Washington, D.C.
June 22, 2014	4	Portugal **	2-2 T	Manaus, Brazil
June 26, 2014	2	Germany **	0-1 L	Recife, Brazil
Nov. 14, 2014	3	Colombia	1-2 L	London, England
June 5, 2015	6	Netherlands	4-3 W	Amsterdam, Netherlands
June 10, 2015	1	Germany	2-1 W	Cologne, Germany
Sept. 8, 2015	5	Brazil	1-4 L	Foxborough, Mass.
June 3, 2016	3	Colombia @	0-2 L	Santa Clara, Calif.
June 21, 2016	1	Argentina @	0-4 L	Houston, Texas
June 25, 2016	3	Colombia @	0-1 L	Glendale, Ariz.
Nov. 14, 2017	3	Portugal	1-1 T	Leiria, Portugal
June 9, 2018	7	France	1-1 T	Lyon, France
Sept. 7, 2018	3	Brazil	0-2 L	East Rutherford, N.J.
Nov. 15, 2018	5	England	0-3 L	London, England
Sept. 10, 2019	5	Uruguay	1-1 T	St. Louis, Mo.
Nov. 12, 2021	9	Mexico	2-0 W	Cincinnati, Ohio

# WORLD CUP HISTORY



# ALL-TIME U.S. MEN'S NATIONAL TEAM FIFA WORLD CUP RESULTS

The U.S. Men's National Team qualified for seven straight FIFA World Cups between 1990 and 2014, and 10 overall since the tournament's inception in 1930.

Most recently, the U.S. put on a spirited display at the 2014 World Cup in Brazil, escaping the 'Group of Death' that contained nemesis Ghana, European power Portugal and eventual world champions Germany, before falling 2-1 after extra time to a seeded Belgium side.

In South Africa in 2010, the U.S. won its group for the first time in 80 years with ties against traditional power England and a talented Slovenia side in the first two matches. In the final minute of the final group match, the U.S. was locked in a scoreless tie with Algeria when Landon Donovan electrified a soccer nation by finishing a full-field counter attack with the most dramatic goal in U.S. Soccer history. The U.S. team would come from behind again in the Round of 16, taking Ghana to extra time in Rustenburg. But the African side prevailed with a 2-1 victory, mirroring the result in Germany four years prior.

The team's most successful recent World Cup experience came in 2002 in Korea/Japan, reaching the quarterfinals for the first time in 72 years before losing to eventual runners-up Germany. After opening group play with a stunning 3-2 victory against Portugal, the USA earned a 1-1 draw against the host Korea Republic, before closing out the first round with a 3-1 defeat to Poland. The second-place finish in Group D was enough to place the team in the Round of 16, where they squared off against arch-rival Mexico. The Americans famously blanked Mexico 2-0 to advance to the quarterfinals, but their run ended with a hard-fought defeat at the hands of Germany, 1-0.

The USA's 2002 success was followed by a disappointing first-round exit in Germany in 2006. Despite a three-games-and-out performance, the USA heroically drew 1-1 with eventual World Champion Italy with only nine men on the field in one of the team's greatest performances.

The U.S. appeared in the first two World Cups in 1930 and 1934, and made an appearance in 1950 before waiting 40 years to return to the world's stage in 1990.

Two of the USA's greatest victories in World Cup play prior to 2002 include a 1-0 win over powerful England on June 29, 1950, on a goal by Joe Gaetjens in Belo Horizonte, Brazil, and a 2-1 win at home against Colombia on June 22, 1994, with Earnie Stewart scoring the game-winner. The victory over England is still considered by many to be the greatest upset in World Cup history.

The 1990 World Cup marked the first time in 40 years that the U.S. team made it through the CONCACAF qualifying rounds. The U.S. squad captured the 24th and final position for Italia '90 by defeating Trinidad & Tobago 1-0 in the final match of CONCACAF qualifying.

As the host nation in 1994, the USA went one step further by advancing to the Round of 16, losing a 1-0 match to eventual world champion Brazil.

## World Cup Qualifying

**Overall: 77-41-36**

**Home: 53-8-12**

**Away: 22-32-22**

**Neutral: 3-1-2**

## World Cup

**Overall: 8-19-6**

**Home: 1-2-1**

**Away: 0-2-1**

**Neutral: 7-15-4**

(16) – Round of 16 (Q) – Quarterfinals (S) – Semifinals

## RUSSIA 2018

### QUALIFYING MATCHES – FINAL ROUND

Date	Opponent	Result	U.S. Goal Scorers	Location
Oct 10, 2017	Trinidad & Tobago	1-2 L	Pulisic	Couva, Trinidad
Oct. 6, 2017	Panama	4-0 W	Pulisic, Altidore (2), Wood	Orlando, Fla.
Sept. 5, 2017	Honduras	1-1 T	Wood	San Pedro Sula, Honduras
Sept. 1, 2017	Costa Rica	0-2 L	–	Harrison, N.J.
June 11, 2017	Mexico	1-1 T	Bradley	Mexico City, Mexico
June 8, 2017	Trinidad & Tobago	2-0 W	Pulisic (2)	Commerce City, Colo.
March 28, 2017	Panama	1-1 T	Dempsey	Panama City, Panama
March 24, 2017	Honduras	6-0 W	Lletget, Bradley Dempsey (3), Pulisic	San Jose, Calif.
Nov. 15, 2016	Costa Rica	0-4 L	–	San Jose, Costa Rica
Nov. 11, 2016	Mexico	1-2 L	Wood	Columbus, Ohio

**QUALIFYING MATCHES – SEMIFINAL ROUND**

Date	Opponent	Result	U.S. Goal Scorers	Location
Sept. 6, 2016	Trinidad & Tobago	4-0 W	Kljestan, Altidore (2), Arriola	Jacksonville, Fla.
Sept. 2, 2016	St. Vincent & The Grenadines	6-0 W	Wood, Besler, Altidore, Pulisic (2), Kljestan	Kingstown, St. Vincent
March 29, 2016	Guatemala	4-0 W	Dempsey, Cameron, Zusi, Altidore	Columbus, Ohio
March 25, 2016	Guatemala	0-2 L	–	Guatemala City, Guatemala
Nov. 17, 2015	Trinidad & Tobago	0-0 T	–	Port of Spain, Trinidad
Nov. 13, 2015	St. Vincent & The Grenadines	6-1 W	Altidore (2), Cameron, Wood, Johnson, Zardes	St. Louis, Mo.

## BRAZIL 2014

**FINALS**

Date	Opponent	Result	U.S. Goal Scorers	Location
July 1, 2014	Belgium	1-2 L (ot)(16)	Green	Salvador, Brazil
June 26, 2014	Germany	0-1 L	–	Recife, Brazil
June 22, 2014	Portugal	2-2 T	Dempsey, Jones	Manaus, Brazil
June 16, 2014	Ghana	2-1 W	Dempsey, Brooks	Natal, Brazil

**QUALIFYING MATCHES – FINAL ROUND**

Date	Opponent	Result	U.S. Goal Scorers	Location
Oct. 15, 2013	Panama	3-2 W	Orozco, Zusi, Johannsson	Panama City, Panama
Oct. 11, 2013	Jamaica	2-0 W	Zusi, Altidore	Kansas City, Kan.
Sept. 10, 2013	Mexico	2-0 W	E. Johnson, Donovan	Columbus, Ohio
Sept. 6, 2013	Costa Rica	1-3 L	Dempsey	San Jose, Costa Rica
June 18, 2013	Honduras	1-0 W	Altidore	Sandy, Utah
June 11, 2013	Panama	2-0 W	Altidore, E. Johnson	Seattle, Wash.
June 7, 2013	Jamaica	2-1 W	Altidore, Evans	Kingston, Jamaica
March 26, 2013	Mexico	0-0 T	–	Mexico City, Mexico
March 22, 2013	Costa Rica	1-0 W	Dempsey	Commerce City, Colo.
Feb. 6, 2013	Honduras	1-2 L	Dempsey	San Pedro, Sula, Honduras

**QUALIFYING MATCHES – SEMIFINAL ROUND**

Date	Opponent	Result	U.S. Goal Scorers	Location
Oct. 16, 2012	Guatemala	3-1 W	Bocanegra, Dempsey (2)	Kansas City, Kan.
Oct. 12, 2012	Antigua & Barbuda	2-1 W	E. Johnson	North Sound, Antigua
Sept. 11, 2012	Jamaica	1-0 W	Gomez	Columbus, Ohio
Sept. 7, 2012	Jamaica	1-2 L	Dempsey	Kingston, Jamaica
June 12, 2012	Guatemala	1-1 T	Dempsey	Guatemala City, Guatemala
June 8, 2012	Antigua & Barbuda	3-1 W	Bocanegra, Dempsey, Gomez	Tampa, Fla.

## SOUTH AFRICA 2010

**FINALS**

Date	Opponent	Result	U.S. Goal Scorers	Location
June 26, 2010	Ghana	1-2 L (ot) (16)	Donovan	Rustenburg, South Africa
June 23, 2010	Algeria	1-0 W	Donovan	Pretoria, South Africa
June 18, 2010	Slovenia	2-2 T	Bradley, Donovan	Johannesburg, South Africa
June 12, 2010	England	1-1 T	Dempsey	Rustenburg, South Africa

**QUALIFYING MATCHES – FINAL ROUND**

Date	Opponent	Result	U.S. Goal Scorers	Location
Oct. 14, 2009	Costa Rica	2-2 T	Bradley, Bornstein	Washington, D.C.
Oct. 10, 2009	Honduras	3-2 W	Casey (2), Donovan	San Pedro Sula, Honduras
Sept. 9, 2009	Trinidad & Tobago	1-0 W	Clark	Port of Spain, Trinidad
Sept. 5, 2009	El Salvador	2-1 W	Dempsey, Altidore	Sandy, Utah
Aug. 12, 2009	Mexico	1-2 L	Davies	Mexico City, Mexico
June 6, 2009	Honduras	2-1 W	Donovan, Bocanegra	Chicago, Ill.
June 3, 2009	Costa Rica	1-3 L	Donovan	San Jose, Costa Rica
April 1, 2009	Trinidad & Tobago	3-0 W	Altidore (3)	Nashville, Tenn.
March 28, 2009	El Salvador	2-2 T	Altidore, Hejduk	San Salvador, El Salvador
Feb. 11, 2009	Mexico	2-0 W	Bradley (2)	Columbus, Ohio

**QUALIFYING MATCHES – SEMIFINAL ROUND**

Date	Opponent	Result	U.S. Goal Scorers	Location
Nov. 19, 2008	Guatemala	2-0 W	Cooper, Adu	Commerce City, Co.
Oct. 15, 2008	Trinidad & Tobago	1-2 L	Davies	Port of Spain, Trinidad
Oct. 11, 2008	Cuba	6-1 W	Beasley (2), Donovan, Ching, Altidore, Onyewu	Washington, D.C.
Sept. 10, 2008	Trinidad & Tobago	3-0 W	Bradley, Dempsey, Ching	Bridgeview, Ill.
Sept. 6, 2008	Cuba	1-0 W	Dempsey	Havana, Cuba
Aug. 20, 2008	Guatemala	1-0 W	Bocanegra	Guatemala City, Guatemala

**QUALIFYING MATCHES – SECOND ROUND**

Date	Opponent	Result	U.S. Goal Scorers	Location
June 22, 2008	Barbados	1-0 W	Lewis	Bridgetown, Barbados
June 15, 2008	Barbados	8-0 W	Dempsey (2), Bradley, Ching (2), Donovan, E. Johnson, own goal	Carson, Calif.

## GERMANY 2006

**FINALS**

Date	Opponent	Result	U.S. Goal Scorers	Location
June 22, 2006	Ghana	1-2 L	Dempsey	Nuremberg, Germany
June 17, 2006	Italy	1-1 T	own goal	Kaiserslautern, Germany
June 12, 2006	Czech Republic	0-3 L	–	Gelsenkirchen, Germany

**QUALIFYING MATCHES – FINAL ROUND**

Date	Opponent	Result	U.S. Goal Scorers	Location
Oct. 12, 2005	Panama	2-0 W	Martino, Twellman	Foxborough, Mass.
Oct. 8, 2005	Costa Rica	0-3 L	–	San Jose, Costa Rica
Sept. 7, 2005	Guatemala	0-0 T	–	Guatemala City, Guat.
Sept. 3, 2005	Mexico	2-0 W	Ralston, Beasley	Columbus, Ohio
Aug. 17, 2005	Trinidad & Tobago	1-0 W	McBride	East Hartford, Conn.
June 8, 2005	Panama	3-0 W	Bocanegra, Donovan, McBride	Panama City, Panama
June 4, 2005	Costa Rica	3-0 W	Donovan (2), McBride	Salt Lake City, Utah
March 30, 2005	Guatemala	2-0 W	E. Johnson, Ralston	Birmingham, Ala.
March 27, 2005	Mexico	1-2 L	Lewis	Mexico City, Mexico
Feb. 9, 2005	Trinidad & Tobago	2-1 W	Johnson, Lewis	Port of Spain, Trinidad

**QUALIFYING MATCHES – SEMIFINAL ROUND**

Date	Opponent	Result	U.S. Goal Scorers	Location
Nov. 17, 2004	Jamaica	1-1 T	E. Johnson	Columbus, Ohio
Oct. 13, 2004	Panama	6-0 W	Donovan (2), E. Johnson (3), own goal	Washington, D.C.
Oct. 9, 2004	El Salvador	2-0 W	McBride, E. Johnson	San Salvador, El Salvador
Sept. 8, 2004	Panama	1-1 T	Jones	Panama City, Panama
Sept. 4, 2004	El Salvador	2-0 W	Ching, Donovan	Foxborough, Mass.
Aug. 18, 2004	Jamaica	1-1 T	Ching	Kingston, Jamaica

**QUALIFYING MATCHES – PRELIMINARY ROUND**

Date	Opponent	Result	U.S. Goal Scorers	Location
June 20, 2004	Grenada	3-2 W	Donovan, Wolff, Beasley	St. George's, Grenada
June 13, 2004	Grenada	3-0 W	Beasley (2), Vanney	Columbus, Ohio

## KOREA / JAPAN 2002

**FINALS**

Date	Opponent	Result	U.S. Goal Scorers	Location
June 21, 2002	Germany	0-1 L (Q)	–	Ulsan, Korea Republic
June 17, 2002	Mexico	2-0 W (16)	McBride, Donovan	Jeonju, Korea Republic
June 14, 2002	Poland	1-3 L	Donovan	Daejeon, Korea Republic
June 10, 2002	Korea Republic	1-1 T	Mathis	Daegu, Korea Republic
June 5, 2002	Portugal	3-2 W	O'Brien, own goal, McBride	Suwon, Korea Republic

**QUALIFYING MATCHES – FINAL ROUND**

Date	Opponent	Result	U.S. Goal Scorers	Location
Nov. 11, 2001	Trinidad & Tobago	0-0 T	–	Port of Spain, Trinidad
Oct. 7, 2001	Jamaica	2-1 W	Moore (2)	Foxborough, Mass.
Sept. 5, 2001	Costa Rica	0-2 L	–	San Jose, Costa Rica
Sept. 1, 2001	Honduras	2-3 L	Stewart (2)	Washington, D.C.
July 1, 2001	Mexico	0-1 L	–	Mexico City, Mexico

June 20, 2001	Trinidad & Tobago	2-0 W	Razov, Stewart	Foxborough, Mass.
June 16, 2001	Jamaica	0-0 T	–	Kingston, Jamaica
April 25, 2001	Costa Rica	1-0 W	Wolff	Kansas City, Mo.
March 28, 2001	Honduras	2-1 W	Stewart, Mathis	San Pedro Sula, Hond.
Feb. 28, 2001	Mexico	2-0 W	Wolff, Stewart	Columbus, Ohio

**QUALIFYING MATCHES – SEMIFINAL ROUND**

Date	Opponent	Result	U.S. Goal Scorers	Location
Nov. 15, 2000	Barbados	4-0 W	Mathis, Stewart, Jones, Razov	Waterford, Barbados
Oct. 11, 2000	Costa Rica	0-0 T	–	Columbus, Ohio
Sept. 3, 2000	Guatemala	1-0 W	McBride	Washington, D.C.
Aug. 16, 2000	Barbados	7-0 W	Pope, McBride, Moore (2), O'Brien, Ramos, Stewart	Foxborough, Mass.
July 23, 2000	Costa Rica	1-2 L	Stewart	San Jose, Costa Rica
July 16, 2000	Guatemala	1-1 T	Razov	Mazatenango, Guatemala

## FRANCE 1998

**FINALS**

Date	Opponent	Result	U.S. Goal Scorers	Location
June 25, 1998	Yugoslavia	0-1 L	–	Nantes, France
June 21, 1998	Iran	1-2 L	McBride	Lyon, France
June 15, 1998	Germany	0-2 L	–	Paris, France

**QUALIFYING MATCHES – FINAL ROUND**

Date	Opponent	Result	U.S. Goal Scorers	Location
Nov. 16, 1997	El Salvador	4-2 W	McBride (2), Henderson, Radosavljevic	Foxborough, Mass.
Nov. 9, 1997	Canada	3-0 W	Reyna, Wegerle (2)	Vancouver, Canada
Nov. 2, 1997	Mexico	0-0 T	–	Mexico City, Mexico
Oct. 3, 1997	Jamaica	1-1 T	Wynalda	Washington, D.C.
Sept. 7, 1997	Costa Rica	1-0 W	Ramos	Portland, Ore.
June 29, 1997	El Salvador	1-1 T	Lassiter	San Salvador, El Salvador
April 20, 1997	Mexico	2-2 T	Pope, own goal	Foxborough, Mass.
March 23, 1997	Costa Rica	2-3 L	Wynalda, Lassiter	San Jose, Costa Rica
March 16, 1997	Canada	3-0 W	Wynalda, Pope, Stewart	Palo Alto, Calif.
March 2, 1997	Jamaica	0-0 T	–	Kingston, Jamaica

**QUALIFYING MATCHES – SEMIFINAL ROUND**

Date	Opponent	Result	U.S. Goal Scorers	Location
Dec. 21, 1996	Guatemala	2-2 T	Radosavljevic, Hejduk	San Salvador, El Salvador
Dec. 14, 1996	Costa Rica	2-1 W	McBride, Lassiter	Palo Alto, Calif.
Dec. 1, 1996	Costa Rica	1-2 L	Jones	San Jose, Costa Rica
Nov. 24, 1996	Trinidad & Tobago	1-0 W	Moore	Port of Spain, Trinidad
Nov. 10, 1996	Trinidad & Tobago	2-0 W	Dooley, Wynalda	Richmond, Va.
Nov. 3, 1996	Guatemala	2-0 W	Wynalda, McBride	Washington, D.C.

## USA 1994

**FINALS (HOST COUNTRY)**

Date	Opponent	Result	U.S. Goal Scorers	Location
July 4, 1994	Brazil	0-1 L (16)	–	Palo Alto, Calif.
June 26, 1994	Romania	0-1 L	–	Pasadena, Calif.
June 22, 1994	Colombia	2-1 W	own goal, Stewart	Pasadena, Calif.
June 18, 1994	Switzerland	1-1 T	Wynalda	Pontiac, Mich.

## ITALY 1990

**FINALS**

Date	Opponent	Result	U.S. Goal Scorers	Location
June 19, 1990	Austria	1-2 L	Murray	Florence, Italy
June 14, 1990	Italy	0-1 L	–	Rome, Italy
June 10, 1990	Czechoslovakia	1-5 L	Caligiuri	Florence, Italy



**QUALIFYING MATCHES**

Date	Opponent	Result	U.S. Goal Scorers	Location
Nov. 19, 1989	Trinidad & Tobago	1-0 W	Caligiuri	Port of Spain, Trinidad
Nov. 5, 1989	El Salvador	0-0 T	–	St. Louis, Mo.
Oct. 8, 1989	Guatemala	0-0 T	–	Guatemala City, Guat.
Sept. 17, 1989	El Salvador	1-0 W	Perez	Tegucigalpa, Honduras
June 17, 1989	Guatemala	2-1 W	Murray, Eichmann	New Britain, Conn.
May 13, 1989	Trinidad & Tobago	1-1 T	Trittschuh	Torrance, Calif.
April 30, 1989	Costa Rica	1-0 W	Ramos	St. Louis, Mo.
April 16, 1989	Costa Rica	0-1 L	–	San Jose, Costa Rica
Aug. 13, 1988	Jamaica	5-1 W	Krumpe, Bliss, Klopas (2), Perez	St. Louis, Mo.
July 24, 1988	Jamaica	0-0 T	–	Kingston, Jamaica

## MEXICO 1986

**QUALIFYING MATCHES**

Date	Opponent	Result	U.S. Goal Scorers	Location
May 31, 1985	Costa Rica	0-1 L	–	Torrance, Calif.
May 26, 1985	Costa Rica	1-1 T	Kerr	Alajuela, Costa Rica
May 19, 1985	Trinidad & Tobago	1-0 W	Caligiuri	Torrance, Calif.
May 15, 1985	Trinidad & Tobago	2-1 W	Borja, Peterson	St. Louis, Mo.
Oct. 6, 1984	Neth. Antilles	4-0 W	Kapp, DiBernardo, Coker (2)	St. Louis, Mo.
Sept. 29, 1984	Neth. Antilles	0-0 T	–	Curacao, Neth. Antilles

## SPAIN 1982

**QUALIFYING MATCHES**

Date	Opponent	Result	U.S. Goal Scorers	Location
Nov. 23, 1980	Mexico	2-1 W	Moyers (2)	Fort Lauderdale, Fla.
Nov. 9, 1980	Mexico	1-5 L	Davis	Mexico City, Mexico
Nov. 1, 1980	Canada	1-2 L	Villa	Vancouver, Canada
Oct. 25, 1980	Canada	0-0 T	–	Fort Lauderdale, Fla.

## ARGENTINA 1978

**QUALIFYING MATCHES**

Date	Opponent	Result	U.S. Goal Scorers	Location
Oct. 22, 1976	Canada	0-3 L	–	Port-au-Prince, Haiti
Oct. 20, 1976	Canada	2-0 W	Rys, Veece	Seattle, Wash.
Oct. 18, 1976	Mexico	0-3 L	–	Puebla, Mexico
Oct. 3, 1976	Mexico	0-0 T	–	Los Angeles, Calif.
Sept. 24, 1976	Canada	1-1 T	Bandov	Vancouver, Canada

## WEST GERMANY 1974

**QUALIFYING MATCHES**

Date	Opponent	Result	U.S. Goal Scorers	Location
Sept. 10, 1972	Mexico	1-2 L	Geimer	Los Angeles, Calif.
Sept. 3, 1972	Mexico	1-3 L	Roy	Mexico City, Mexico
Aug. 29, 1972	Canada	2-2 T	Roy, Geimer	Baltimore, Md.
Aug. 20, 1972	Canada	2-3 L	Getzinger, Roy	St. John's, Canada

## MEXICO 1970

**QUALIFYING MATCHES**

Date	Opponent	Result	U.S. Goal Scorers	Location
May 11, 1969	Haiti	0-1 L	–	San Diego, Calif.
April 20, 1969	Haiti	0-2 L	–	Port-au-Prince, Haiti
Nov. 10, 1968	Bermuda	2-0 W	Roy, own goal	Hamilton, Bermuda
Nov. 2, 1968	Bermuda	6-2 W	Millar (3), Baker (2), Roy	Kansas City, Mo.
Oct. 27, 1968	Canada	1-0 W	Albrecht	Atlanta, Ga.
Oct. 13, 1968	Canada	2-4 L	Roy, Stritzl	Toronto, Canada

## ENGLAND 1966

**QUALIFYING MATCHES**

Date	Opponent	Result	U.S. Goal Scorers	Location
March 21, 65	Honduras	1-1 T	E. Murphy	Tegucigalpa, Honduras
March 17, 1965	Honduras	1-0 W	E. Murphy	San Pedro Sula, Honduras
March 12, 1965	Mexico	0-2 L	–	Mexico City, Mexico
March 7, 1965	Mexico	2-2 T	Shmotolocha, Bicek	Los Angeles, Calif.

## CHILE 1962

**QUALIFYING MATCHES**

Date	Opponent	Result	U.S. Goal Scorers	Location
Nov. 13, 1960	Mexico	0-3 L	–	Mexico City, Mexico
Nov. 6, 1960	Mexico	3-3 T	Bicek, Zerhusen, Fister	Los Angeles, Calif.

## SWEDEN 1958

**QUALIFYING MATCHES**

Date	Opponent	Result	U.S. Goal Scorers	Location
July 6, 1957	Canada	2-3 L	J. Murphy, Mendoza	St. Louis, Mo.
June 22, 1957	Canada	1-5 L	Keough	Toronto, Canada
April 28, 1957	Mexico	2-7 L	E. Murphy (2)	Long Beach, Calif.
April 7, 1957	Mexico	0-6 L	–	Mexico City, Mexico

## SWITZERLAND 1954

**QUALIFYING MATCHES**

Date	Opponent	Result	U.S. Goal Scorers	Location
April 4, 1954	Haiti	3-0 W	Looby (2), Mendoza	Port-au-Prince, Haiti
April 3, 1954	Haiti	3-2 W	Casey, Looby, Chachurian	Port-au-Prince, Haiti
Jan. 14, 1954	Mexico	1-3 L	Looby	Mexico City, Mexico
Jan. 10, 1954	Mexico	0-4 L	–	Mexico City, Mexico

## BRAZIL 1950

**FINALS**

Date	Opponent	Result	U.S. Goal Scorers	Location
July 2, 1950	Chile	2-5 L	Wallace, Maca	Recife, Brazil
June 29, 1950	England	1-0 W	Gaetjens	Belo Horizonte, Brazil
June 25, 1950	Spain	1-3 L	Pariani	Curtiba, Brazil

**QUALIFYING MATCHES**

Date	Opponent	Result	U.S. Goal Scorers	Location
Sept. 21, 1949	Cuba	5-2 W	Bahr, Wallace, J. Souza, Matevich (2)	Mexico City, Mexico
Sept. 18, 1949	Mexico	2-6 L	Wattman, J. Souza	Mexico City, Mexico
Sept. 14, 1949	Cuba	1-1 T	Wallace	Mexico City, Mexico
Sept. 4, 1949	Mexico	0-6 L	–	Mexico City, Mexico

## ITALY 1934

**FINALS**

Date	Opponent	Result	U.S. Goal Scorers	Location
May 27, 1934	Italy	1-7 L	Donelli	Rome, Italy

**QUALIFYING MATCHES**

Date	Opponent	Result	U.S. Goal Scorers	Location
May 24, 1934	Mexico	4-2 W	Donelli (4)	Rome, Italy

## URUGUAY 1930

**FINALS**

Date	Opponent	Result	U.S. Goal Scorers	Location
July 26, 1930	Argentina	1-6 L (S)	Brown	Montevideo, Uruguay
July 17, 1930	Paraguay	3-0 W	Patenaude (3)	Montevideo, Uruguay
July 13, 1930	Belgium	3-0 W	McGhee, Patenaude, Florie	Montevideo, Uruguay

# U.S. Men's World Cup History

## U.S. Men's National Team 2014 World Cup Statistics

### 2014 World Cup Record: 1-2-1

#### FIELD PLAYER STATISTICS

Name	Pos.	GP/GS	Min.	G	A	Pts	Y/R	WC Caps*	Goals
Altidore, Jozy	F	1/1	22	0	0	0	0/0	5	0
Beasley, DaMarcus	D	4/4	390	0	0	0	0/0	11	0
Beckerman, Kyle	M	3/3	270	0	0	0	1/0	3	0
Bedoya, Alejandro	M	4/3	283	0	0	0	0/0	4	0
Besler, Matt	D	4/4	345	0	0	0	0/0	4	0
Bradley, Michael	M	4/4	390	0	1	1	0/0	8	1
Brooks, John	D	1/0	45	1	0	2	0/0	1	1
Cameron, Geoff	D	3/3	300	0	0	0	1/0	3	0
Chandler, Timmy	D	0/0	0	0	0	0	0/0	0	0
Davis, Brad	M	1/1	58	0	0	0	0/0	1	0
Dempsey, Clint	F	4/4	386	2	0	4	0/0	10	4
Diskerd, Mix	M	0/0	0	0	0	0	0/0	0	0
Gonzalez, Omar	D	3/2	211	0	0	0	1/0	3	0
Green, Julian	F	1/0	16	1	0	2	0/0	1	1
Guzan, Brad	GK	0/0	0	0	0	0	0/0	0	0
Howard, Tim	GK	4/4	390	0	0	0	0/0	8	0
Johannsson, Aron	F	1/0	68	0	0	0	0/0	1	0
Johnson, Fabian	D	4/4	301	0	0	0	0/0	4	0
Jones, Jermaine	M	4/4	390	1	1	3	1/0	4	1
Rimando, Nick	GK	0/0	0	0	0	0	0/0	0	0
Wondolowski, Chris	F	2/0	53	0	0	0	0/0	2	0
Yedlin, DeAndre	D	3/0	115	0	0	0	0/0	3	0
Zusi, Graham	M	4/3	257	0	2	2	0/0	4	0
<b>TOTALS</b>		<b>4/4</b>	<b>390</b>	<b>5</b>	<b>4</b>	<b>14</b>	<b>4/0</b>		
<b>Opponent Totals</b>		<b>4/4</b>	<b>390</b>	<b>6</b>	<b>3</b>	<b>15</b>	<b>4/0</b>		

#### GOALKEEPER STATISTICS

Player	GP/GS	Min.	GF	GA	SO	GAA	W-L-T	WC Caps*	WC SO
Guzan, Brad	0/0	0	0	0	0	—	0-0-0	0	0
Howard, Tim	4/4	390	5	6	0	1.38	1-2-1	8	1
Rimando, Nick	0/0	0	0	0	0	—	0-0-0	0	0
<b>TOTALS</b>	<b>4/4</b>	<b>390</b>	<b>5</b>	<b>6</b>	<b>0</b>	<b>1.38</b>	<b>1-2-1</b>		
<b>Opponent Totals</b>	<b>4/4</b>	<b>390</b>	<b>6</b>	<b>5</b>	<b>1</b>	<b>1.15</b>	<b>2-1-1</b>		

**WORLD CUP NOTES:** The U.S. escaped the 'Group of Death' by virtue of a cathartic 2-1 win against Ghana and a 2-2 draw with Portugal to finish second in the Group G to eventual champion Germany.

Tim Howard became the all-time U.S. MNT leader in World Cup caps and starts among modern era goalkeepers, earning his eighth appearance and start against Belgium. Howard also tied a World Cup record for saves in a match with 15 in the Round of 16 match against Belgium.

DaMarcus Beasley became the only American to play in four FIFA World Cups. In total his 11 career tournament appearances tie for second all-time among MNT players with Cobi Jones and Earnie Stewart.

### USMNT WC Lineups

#### GROUP G

June 16, 2014

vs. Ghana

@ Natal, Brazil: 2-1 W

Howard

F. Johnson

Cameron

Besler (Brooks-1)

Beasley

Bedoya (Zusi)

Beckerman

Jones

Bradley

Dempsey-1 (c)

Altidore (Johannsson)

June 22, 2014

vs. Portugal

@ Manaus, Brazil: 2-2 T

Howard

F. Johnson

Cameron

Besler

Beasley

Beckerman

Jones-1

Bedoya (Yedlin)

Bradley

Zusi (Gonzalez)

Dempsey-1 (c) (Wondolowski)

June 26, 2014

vs. Germany

@ Recife, Brazil: 0-1 L

Howard

F. Johnson

Gonzalez

Besler

Beasley

Beckerman

Jones

Davis (Bedoya)

Bradley

Zusi (Yedlin)

Dempsey (c)

July 1, 2014

vs. Belgium

@ Salvador, Brazil: 1-2 L OT

Howard

F. Johnson (Yedlin)

Gonzalez

Besler

Beasley

Cameron

Bradley

Jones

Bedoya (Green-1)

Dempsey (c)

Zusi (Wondolowski)

# U.S. Men's National Team 2010 World Cup Statistics

## 2010 World Cup Record: 1-1-2

### FIELD PLAYER STATISTICS

Name	Pos.	GP/GS	Min.	G	A	Pts	Y/R	WC Caps*	Goals
Altidore, Jozy	F	4/4	355	0	1	1	1/0	4	0
Beasley, DaMarcus	M	1/0	11	0	0	0	1/0	7	0
Bocanegra, Carlos	D	4/4	390	0	0	0	1/0	6	0
Bornstein, Jonathan	D	2/2	199	0	0	0	0/0	2	0
Bradley, Michael	M	4/4	390	1	0	2	0/0	4	1
Buddle, Edson	F	2/0	41	0	0	0	0/0	2	0
Cherundolo, Steve	D	4/4	390	0	1	1	2/0	7	0
Clark, Ricardo	M	2/2	120	0	0	0	1/0	2	0
DeMerit, Jay	D	4/4	390	0	0	0	1/0	4	0
Dempsey, Clint	M	4/4	390	1	0	2	0/0	6	2
Donovan, Landon	M	4/4	390	3	0	6	0/0	12	5
Edu, Maurice	M	3/1	198	0	0	0	0/0	3	0
Feilhaber, Benny	M	3/0	165	0	0	0	0/0	3	0
Findley, Robbie	F	3/3	166	0	0	0	2/0	3	0
Gomez, Herculez	F	3/1	86	0	0	0	0/0	3	0
Goodson, Clarence	D	0/0	0	0	0	0	0/0	0	0
Guzan, Brad	GK	0/0	0	0	0	0	0/0	0	0
Hahnemann, Marcus	GK	0/0	0	0	0	0	0/0	0	0
Holden, Stuart	M	1/0	5	0	0	0	0/0	1	0
Howard, Tim	GK	4/4	390	0	0	0	0/0	4	0
Onyewu, Oguchi	D	2/2	169	0	0	0	0/0	5	0
Spector, Jonathan	D	0/0	0	0	0	0	0/0	0	0
Torres, Jose	M	1/0	45	0	0	0	0/0	1	0

<b>Totals</b>		<b>4/4</b>	<b>390</b>	<b>5</b>	<b>2</b>	<b>12</b>	<b>9/0</b>	<b>79</b>	<b>8</b>
<b>Opponent Totals</b>		<b>4/4</b>	<b>390</b>	<b>5</b>	<b>3</b>	<b>13</b>	<b>13/1</b>		

### GOALKEEPER STATISTICS

Player	GP/GS	Min.	GF	GA	SO	GAA	W-L-T	WC Caps*	WC SO
Guzan, Brad	0/0	0	0	0	0	-	0-0-0	0	0
Hahnemann, Marcus	0/0	0	0	0	0	-	0-0-0	0	0
Howard, Tim	4/4	390	5	5	1	1.15	1-1-2	4	1

<b>TOTALS</b>	<b>4/4</b>	<b>390</b>	<b>5</b>	<b>5</b>	<b>1</b>	<b>1.15</b>	<b>1-1-2</b>	<b>4</b>	<b>1</b>
<b>Opponent Totals</b>	<b>4/4</b>	<b>390</b>	<b>5</b>	<b>5</b>	<b>0</b>	<b>1.15</b>	<b>1-1-2</b>		

\* indicates totals through the 2006 World Cup

**WORLD CUP NOTES:** The U.S. won its group for the first time in 80 years while finishing ahead of England, Slovenia and Algeria, respectively.

Clint Dempsey and Landon Donovan became the second and third Americans to score in multiple FIFA World Cups.

Donovan became the USA's all-time leading World Cup goalscorer with his fifth career goal in the Round of 16 against Ghana. With his 12th career appearance against Ghana he also became the U.S. leader in World Cup caps.

The U.S. scored in all of its World Cup matches for the first time since 1950.

The U.S. advanced out of its group for the fourth time and was eliminated in the Round of 16 for the second time (1994).

The U.S. earned a point from every game for the first time, and it was also the first time the U.S. earned a point from the third World Cup game.

### USMNT WC Lineups

#### GROUP C

June 12, 2010

vs. England

@ Rustenburg, S. Africa: 1-1 T

Howard  
Cherundolo  
DeMerit  
Onyewu  
Bocanegra (c)  
Donovan  
Clark  
Bradley  
Dempsey-1  
Findley (Buddle)  
Altidore (Holden)

June 18, 2010

vs. Slovenia

@ Johannesburg, S. Africa: 2-2 T

Howard  
Cherundolo  
DeMerit  
Onyewu (Gomez)  
Bocanegra (c)  
Dempsey  
Bradley-1  
Torres (Edu)  
Donovan-1  
Findley (Feilhaber)  
Altidore

June 23, 2010

vs. Algeria

@ Pretoria, S. Africa: 1-0 W

Howard  
Cherundolo  
DeMerit  
Bocanegra (c)  
Bornstein (Beasley)  
Donovan-1  
Bradley  
Edu (Buddle)  
Dempsey  
Gomez (Feilhaber)  
Altidore

June 26, 2010

vs. Ghana

@ Rustenburg, S. Africa: 1-2 L OT

Howard  
Cherundolo  
DeMerit  
Bocanegra (c)  
Bornstein  
Donovan-1  
Bradley  
Clark (Edu)  
Dempsey  
Findley (Feilhaber)  
Altidore (Gomez)

# U.S. Men's National Team 2006 World Cup Statistics

## 2006 World Cup Record: 0-2-1

### FIELD PLAYER STATISTICS

Name	Pos.	GP/GS	Min.	G	A	Pts	Y/R	WC Caps*	Goals
Albright, Chris	D	0/0	0	0	0	0	0/0	0	0
Beasley, DaMarcus	M	3/2	209	0	1	1	0/0	6	0
Berhalter, Gregg	D	0/0	0	0	0	0	0/0	2	0
Bocanegra, Carlos	D	2/2	180	0	0	0	0/0	2	0
Cherundolo, Steve	D	3/3	195	0	0	0	0/0	3	0
Ching, Brian	F	0/0	0	0	0	0	0/0	0	0
Conrad, Jimmy	D	2/1	129	0	0	0	0/0	2	0
Convey, Bobby	M	3/2	158	0	0	0	0/0	3	0
Dempsey, Clint	M	2/2	151	1	0	2	0/0	2	1
Donovan, Landon	M	3/3	270	0	0	0	0/0	8	2
Hahnemann, Marcus	GK	0/0	0	0	0	0	0/0	0	0
Howard, Tim	GK	0/0	0	0	0	0	0/0	0	0
Johnson, Eddie	F	2/0	75	0	0	0	0/0	2	0
Keller, Kasey	GK	3/3	270	0	0	0	0/0	5	0
Lewis, Eddie	D	2/2	163	0	0	0	1/0	5	0
Mastroeni, Pablo	M	2/2	90	0	0	0	0/1	5	0
McBride, Brian	F	3/3	256	0	0	0	0/0	10	3
O'Brien, John	M	1/0	45	0	0	0	0/0	6	1
Olsen, Ben	M	1/0	51	0	0	0	0/0	1	0
Onyewu, Oguchi	D	3/3	270	0	0	0	1/0	3	0
Pope, Eddie	D	2/2	137	0	0	0	2/1	9	0
Reyna, Claudio	M	3/3	219	0	0	0	1/0	10	0
Wolff, Josh	F	1/0	14	0	0	0	0/0	3	0

<b>TOTALS</b>	<b>3</b>	<b>270</b>	<b>2</b>	<b>1</b>	<b>3</b>	<b>5/2</b>	<b>81</b>	<b>7</b>
<b>Opponent Totals</b>	<b>3</b>	<b>270</b>	<b>6</b>	<b>3</b>	<b>12</b>	<b>10/1</b>		

### GOALKEEPER STATISTICS

Player	GP/GS	Min.	GF	GA	SO	GAA	W-L-T	WC Caps*	WC SO
Hahnemann, Marcus	0/0	0	0	0	0	0.00	0-0-0	0	0
Howard, Tim	0/0	0	0	0	0	0.00	0-0-0	0	0
Keller, Kasey	3/3	270	2	6	0	2.00	0-2-1	5	0

<b>TOTALS</b>	<b>3/3</b>	<b>270</b>	<b>2</b>	<b>6</b>	<b>0</b>	<b>2.00</b>	<b>0-2-1</b>	<b>5</b>	<b>0</b>
<b>Opponent Totals</b>	<b>3/3</b>	<b>270</b>	<b>6</b>	<b>2</b>	<b>1</b>	<b>0.67</b>	<b>0-2-1</b>		

**NOTE:** Italy own goal on June 17 included in totals

\* WC Cap and goal totals through the 2006 World Cup

**WORLD CUP NOTES:** For the fifth time in eight World Cups, the U.S. failed to advance out of its group.

For the third time in the last four World Cups, the USA's opponents scored an own goal for the United States, this time courtesy of Italy's Christian Zaccarado in a thrilling 1-1 draw on June 17 in Kaiserslautern. That match featured the only World Cup game in U.S. history in which two players from the United States received red cards (Pablo Mastroeni and Eddie Pope).

The U.S. has scored first in just three of 18 World Cup games since 1990.

Brian McBride ended his illustrious career with the United States with a team-best three career World Cup goals.

McBride and Landon Donovan are the only two players to play in all eight U.S. World Cup games in 2002 and 2006.

Claudio Reyna and Kasey Keller are the only two players to be on four U.S. World Cup rosters.

### USMNT WC Lineups

#### GROUP E

June 12, 2006

vs. Czech Republic  
@ Gelsenkirchen, Germany; 0-3 L

Keller  
Cherundolo (Johnson)  
Onyewu  
Pope  
Lewis  
Mastroeni (O'Brien)  
Reyna (c)  
Beasley  
Convey  
Donovan  
McBride (Wolff)

June 17, 2006

vs. Italy (OG)  
@ Kaiserslautern, Germany; 1-1 T

Keller  
Cherundolo  
Onyewu  
Pope  
Bocanegra  
Mastroeni  
Dempsey (Beasley)  
Donovan  
Reyna (c)  
Convey (Conrad)  
McBride

June 22, 2006

vs. Ghana  
@ Nuremberg, Germany; 1-2 L

Keller  
Cherundolo (Johnson)  
Conrad  
Onyewu  
Bocanegra  
Reyna (c) (Olsen)  
Dempsey-1  
Donovan  
Beasley  
Lewis (Convey)  
McBride

# U.S. Men's National Team 2002 World Cup Statistics

## 2002 World Cup Record: 2-2-1

### FIELD PLAYER STATISTICS

Name	Pos.	GP/GS	Min.	G	A	Pts	Y/R	WC Caps*	Goals
Agoos, Jeff	D	3/3	215	0	0	0	1/0	3	0
Beasley, DaMarcus	M	3/2	219	0	0	0	1/0	3	0
Berhalter, Gregg	D	2/2	180	0	0	0	2/0	2	0
Cherundolo, Steve	D	0/0	0	0	0	0	0/0	0	0
Donovan, Landon	M/F	5/5	434	2	0	4	0/0	5	2
Friedel, Brad	GK	5/5	450	0	0	0	1/0	6	0
Hejduk, Frankie	D/M	4/4	334	0	0	0	2/0	7	0
Jones, Cobi	M	4/0	106	0	0	0	0/0	11	0
Keller, Kasey	GK	0/0	0	0	0	0	0/0	2	0
Lewis, Eddie	M	3/2	196	0	1	1	1/0	3	0
Llamosa, Carlos	D	2/0	12	0	0	0	0/0	2	0
Mastroeni, Pablo	D/M	3/3	258	0	0	0	2/0	3	0
Mathis, Clint	M/F	3/2	204	1	1	3	0/0	3	1
McBride, Brian	F	5/5	372	2	1	5	0/0	7	3
Meola, Tony	GK	0/0	0	0	0	0	0/0	7	0
Moore, Joe-Max	F	2/0	49	0	0	0	0/0	4	0
O'Brien, John	M	5/5	450	1	1	3	0/0	5	1
Pope, Eddie	D	5/5	439	0	0	0	2/0	7	0
Regis, David	D	0/0	0	0	0	0	0/0	3	0
Reyna, Claudio	M	4/4	360	0	0	0	1/0	7	0
Sanneh, Tony	D/M	5/5	450	0	1	1	0/0	5	0
Stewart, Earnie	M/F	4/2	155	0	0	0	0/0	11	1
Wolff, Josh	F	2/1	67	0	1	1	1/0	2	0

<b>TOTALS</b>		<b>5</b>	<b>450</b>	<b>7</b>	<b>6</b>	<b>20</b>	<b>14/0</b>	<b>108</b>	<b>8</b>
<b>Opponent Totals</b>		<b>5</b>	<b>450</b>	<b>7</b>	<b>4</b>	<b>18</b>	<b>14/1</b>		

### GOALKEEPER STATISTICS

Player	GP/GS	Min.	GF	GA	SO	GAA	W-L-T	WC Caps*	WC SO
Friedel, Brad	5/5	450	7	7	1	1.40	2-2-1	6	1
Keller, Kasey	0/0	0	0	0	0	-	0-0-0	2	0
Meola, Tony	0/0	0	0	0	0	-	0-0-0	7	0

<b>TOTALS</b>	<b>5</b>	<b>450</b>	<b>7</b>	<b>7</b>	<b>1</b>	<b>1.40</b>	<b>2-2-1</b>	<b>15</b>	<b>1</b>
<b>Opponent Totals</b>	<b>5</b>	<b>450</b>	<b>7</b>	<b>7</b>	<b>1</b>	<b>1.40</b>	<b>2-2-1</b>		

**NOTE:** Portugal own goal on June 5 included in totals

\* WC Cap and goal totals through the 2002 World Cup

**WORLD CUP NOTES:** The U.S. advanced as far as the World Cup quarterfinals for the first time in 72 years. Its previous best was a semifinal appearance at the 1930 World Cup, where the U.S. advanced straight from group play into the final four.

The U.S. victory over Mexico marked the USA's first-ever knockout round victory in World Cup play. It was also the USA's first World Cup shutout since the team's historic 1-0 victory over England in Brazil in 1950.

Claudio Reyna became the first U.S. Men's National Team player to be named to the FIFA All-World Cup First Team.

Brian McBride became the first player in U.S. MNT history to score goals in consecutive World Cups, scoring two game-winners for the U.S. in 2002.

Cobi Jones and Earnie Stewart each played in four 2002 World Cup games to extend their career totals to a U.S. Soccer record 11 World Cup match appearances.

## USMNT WC Lineups

### GROUP D

**June 5, 2002**  
**vs. Portugal (0G)**  
 @ Suwon, Korea Republic; 3-2 W  
 Friedel  
 Hejduk  
 Agoos  
 Pope (Llamosa)  
 Sanneh  
 Mastroeni  
 Beasley  
 O'Brien-1  
 Stewart (c) (Jones)  
 Donovan (Moore)  
 McBride-1

**June 10, 2002**  
**vs. Korea Republic**  
 @ Daegu, Korea Republic; 1-1 T  
 Friedel  
 Hejduk  
 Agoos  
 Pope  
 Sanneh  
 Reyna (c)  
 Beasley (Lewis)  
 O'Brien  
 Donovan  
 Mathis-1 (Wolff)  
 McBride

**June 14, 2002**  
**vs. Poland**  
 @ Daegoon, Korea Republic; 1-3 L  
 Friedel  
 Hejduk  
 Agoos (Beasley)  
 Pope  
 Sanneh  
 Reyna (c)  
 Stewart (Jones)  
 O'Brien  
 Donovan-1  
 Mathis  
 McBride (Moore)

**ROUND OF 16**  
**June 17, 2002**  
**vs. Mexico**  
 @ Jeonju, Korea Republic; 2-0 W  
 Friedel  
 Berhalter  
 Pope  
 Sanneh  
 Mastroeni (Llamosa)  
 Lewis  
 Reyna (c)  
 O'Brien  
 Donovan-1  
 McBride-1 (Jones)  
 Wolff (Stewart)

**QUARTERFINALS**  
**June 21, 2002**  
**vs. Germany**  
 @ Ulsan, Korea Republic; 0-1 L  
 Friedel  
 Berhalter  
 Pope  
 Sanneh  
 Mastroeni (Stewart)  
 Lewis  
 Reyna (c)  
 Hejduk (Jones)  
 O'Brien  
 Donovan  
 McBride (Mathis)

## U.S. NATIONAL TEAM WORLD CUP '98, '94 &amp; '90 Statistics

## FIELD PLAYER STATISTICS

Name	Pos	France 1998					USA 1994					Italy 1990							
		GP	Min.	G	A	Pts	Y/R	GP	Min.	G	A	Pts	Y/R	GP	Min.	G	A	Pts	Y/R
Agoos, Jeff	D	0/0	0	0	0	0	0	—	—	—	—	—	—	—	—	—	—	—	—
Armstrong, Desmond	D	—	—	—	—	—	—	—	—	—	—	—	—	3/3	270	0	0	0	0
Balboa, Marcelo	D	1/0	8	0	0	0	0	4/4	360	0	0	0	0	3/2	206	0	0	0	0
Banks, Jimmy	D	—	—	—	—	—	—	—	—	—	—	—	—	2/2	135	0	0	0	2/0
Bliss, Brian	D	—	—	—	—	—	—	—	—	—	—	—	—	1/0	20	0	0	0	0
Burns, Mike	D	2/2	135	0	0	0	0	0/0	0	0	0	0	0	—	—	—	—	—	—
Caligiuri, Paul	D	—	—	—	—	—	—	4/4	360	0	0	0	0	3/3	262	1	0	2	1/0
Clavijo, Fernando	D	—	—	—	—	—	—	3/2	265	0	0	0	1/1	—	—	—	—	—	—
Covone, Neil	M	—	—	—	—	—	—	—	—	—	—	—	—	0/0	0	0	0	0	0
Deering, Chad	M	1/1	70	0	0	0	0	—	—	—	—	—	—	—	—	—	—	—	—
Dooley, Thomas	M	3/3	254	0	0	0	0	4/4	360	0	0	0	0	—	—	—	—	—	—
Doyle, John	D	—	—	—	—	—	—	—	—	—	—	—	—	2/2	180	0	0	0	0
Eichmann, Eric	M	—	—	—	—	—	—	—	—	—	—	—	—	0/0	0	0	0	0	0
Harkes, John	M	—	—	—	—	—	—	3/3	270	0	0	0	2/0	3/3	270	0	0	0	0
Hejduk, Frankie	M	3/2	199	0	0	0	1/0	—	—	—	—	—	—	—	—	—	—	—	—
Henderson, Chris	M	—	—	—	—	—	—	—	—	—	—	—	—	0/0	0	0	0	0	0
Jones, Cobi	M	3/3	270	0	0	0	0	4/1	151	0	0	0	0	—	—	—	—	—	—
Klopas, Frank	F	—	—	—	—	—	—	0/0	0	0	0	0	0	—	—	—	—	—	—
Kooiman, Cle	D	—	—	—	—	—	—	1/1	90	0	0	0	0	—	—	—	—	—	—
Krumpe, Paul	D	—	—	—	—	—	—	—	—	—	—	—	—	0/0	0	0	0	0	0
Lalas, Alexi	D	0/0	0	0	0	0	0	4/4	360	0	0	0	1/0	—	—	—	—	—	—
Lapper, Mike	D	—	—	—	—	—	—	0/0	0	0	0	0	0	—	—	—	—	—	—
Maisonneuve, Brian	M	3/2	188	0	0	0	0	—	—	—	—	—	—	—	—	—	—	—	—
McBride, Brian	F	2/2	180	1	0	2	0	—	—	—	—	—	—	—	—	—	—	—	—
Moore, Joe-Max	F	2/2	148	0	0	0	0	0/0	0	0	0	0	0	—	—	—	—	—	—
Murray, Bruce	F	—	—	—	—	—	—	—	—	—	—	—	—	3/3	249	1	1	3	1/0
Perez, Hugo	M	—	—	—	—	—	—	1/1	66	0	0	0	0	—	—	—	—	—	—
Pope, Eddie	D	2/2	180	0	0	0	1/0	—	—	—	—	—	—	—	—	—	—	—	—
Radosavljevic, Preki	F	2/0	55	0	1	1	0	—	—	—	—	—	—	—	—	—	—	—	—
Ramos, Tab	M	—	—	—	—	—	—	4/4	287	0	1	1	0	3/3	270	0	1	0	1/0
Regis, David	D	3/3	270	0	0	0	1/0	—	—	—	—	—	—	—	—	—	—	—	—
Reyna, Claudio	M	3/3	270	0	0	0	1/0	0/0	0	0	0	0	0	—	—	—	—	—	—
Sorber, Mike	M	—	—	—	—	—	—	4/4	344	0	0	0	0	—	—	—	—	—	—
Stewart, Earnie	M/F	3/2	213	0	0	0	0	4/4	327	1	0	2	0	—	—	—	—	—	—
Stollmeyer, John	M	—	—	—	—	—	—	—	—	—	—	—	—	2/1	74	0	0	0	0
Sullivan, Chris	F	—	—	—	—	—	—	—	—	—	—	—	—	2/0	21	0	0	0	0
Trittschuh, Steve	D	—	—	—	—	—	—	—	—	—	—	—	—	1/1	90	0	0	0	1/0
Vermes, Peter	F	—	—	—	—	—	—	—	—	—	—	—	—	3/3	270	0	0	0	0
Wegerle, Roy	F	2/1	83	0	0	0	0	4/0	102	0	0	0	0	—	—	—	—	—	—
Windischmann, Mike	D	—	—	—	—	—	—	—	—	—	—	—	—	3/3	270	0	0	0	1/0
Wynalda, Eric	F	2/1	90	0	0	0	0	4/4	253	1	0	2	0	2/1	87	0	0	0	0/1
<b>TOTALS</b>		<b>3/3</b>	<b>270</b>	<b>1</b>	<b>1</b>	<b>3</b>	<b>4/0</b>	<b>4/4</b>	<b>360</b>	<b>2</b>	<b>1</b>	<b>5</b>	<b>4/1</b>	<b>3/3</b>	<b>270</b>	<b>2</b>	<b>2</b>	<b>5</b>	<b>8/1</b>

## GOALKEEPER STATISTICS

Name	Pos	France 1998					USA 1994				Italy 1990					
		GP	Min.	W-L-T	GF	GA	GP	Min.	W-L-T	GF	GA	GP	Min.	W-L-T	GF	GA
Friedel, Brad	GK	1/1	90	0-1-0	0	1	0/0	0	0-0-0	0	0	—	—	—	—	—
Keller, Kasey	GK	2/2	180	0-2-0	1	4	—	—	—	—	—	0/0	0	0-0-0	0	0
Meola, Tony	GK	3/3	270	0-3-0	2	8	4/4	360	1-2-1	3	4	3/3	270	0-3-0	2	8
Sommer, Juergen	GK	0/0	0	0-0-0	0	0	0/0	0	0-0-0	0	0	0/0	0	0-0-0	0	0
Vanole, David	GK	—	—	—	—	—	—	—	—	—	—	0/0	0	0-0-0	0	0
<b>TOTALS</b>		<b>3/3</b>	<b>270</b>	<b>0-3-0</b>	<b>1</b>	<b>5</b>	<b>4/4</b>	<b>360</b>	<b>1-2-1</b>	<b>3</b>	<b>4</b>	<b>3/3</b>	<b>270</b>	<b>0-3-0</b>	<b>2</b>	<b>8</b>

**NOTE:** Tony Meola received a yellow card at the 1990 World Cup in Italy.

U.S. NATIONAL TEAM WORLD CUP '50, '34 & '30 Statistics

FIELD PLAYER STATISTICS

Name	Pos	Brazil 1950					Italy 1934					Uruguay 1930				
		GP	Min.	G	A	Pts	GP	Min.	G	A	Pts	GP	Min.	G	A	Pts
Amrhein, Thomas	D	-	-	-	-	-	0	0	0	0	0	-	-	-	-	-
Annis, Bob	D	0	0	0	0	0	-	-	-	-	-	-	-	-	-	-
Auld, Andrew	M	-	-	-	-	-	-	-	-	-	-	3	270	0	1	1
Bahr, Walter	M	3	270	0	1	1	-	-	-	-	-	-	-	-	-	-
Bookie, Michael	F	-	-	-	-	-	-	-	-	-	-	0	0	0	0	0
Brown, James	M	-	-	-	-	-	-	-	-	-	-	3	270	1	0	2
Colombo, Charlie	D	3	270	0	0	0	-	-	-	-	-	-	-	-	-	-
Combes, Geoff	D	0	0	0	0	0	-	-	-	-	-	-	-	-	-	-
Craddock, Robert	M	0	0	0	0	0	-	-	-	-	-	-	-	-	-	-
Czerkiewicz, Edward	D	-	-	-	-	-	1	90	0	0	0	-	-	-	-	-
Dick, Walter	F	-	-	-	-	-	1	90	0	0	0	-	-	-	-	-
DiOrio, Nicholas	F	0	0	0	0	0	-	-	-	-	-	-	-	-	-	-
Donelli, Aldo	F	-	-	-	-	-	1	90	1	0	2	-	-	-	-	-
Fielder, Bill	M	-	-	-	-	-	0	0	0	0	0	-	-	-	-	-
Florie, Thomas	F	-	-	-	-	-	1	90	0	0	0	3	270	1	1	3
Gallagher, James	D	-	-	-	-	-	0	0	0	0	0	3	270	0	0	0
Gaetjens, Joseph	F	3	270	1	0	2	-	-	-	-	-	-	-	-	-	-
Gentle, James	D	-	-	-	-	-	-	-	-	-	-	0	0	0	0	0
Gonsalves, Billy	M	3	270	0	1	1	1	90	0	0	0	3	270	0	1	1
Keough, Harry	D	3	270	0	0	0	-	-	-	-	-	-	-	-	-	-
Lehman, William	D	-	-	-	-	-	0	0	0	0	0	-	-	-	-	-
Lynch, Tom	M	-	-	-	-	-	0	0	0	0	0	-	-	-	-	-
Maca, Joseph	D	3	270	1	1	3	-	-	-	-	-	-	-	-	-	-
Martinelli, Joseph	D	-	-	-	-	-	0	0	0	0	0	-	-	-	-	-
McGhee, Bart	F	-	-	-	-	-	-	-	-	-	-	3	270	1	0	2
McLean, Bill	F	-	-	-	-	-	1	90	0	0	0	-	-	-	-	-
McIlvenny, Edward	D	3	270	0	0	0	-	-	-	-	-	-	-	-	-	-
Moorhouse, George	D	-	-	-	-	-	1	90	0	0	0	3	270	0	0	0
Nilsen, Werner	M	-	-	-	-	-	1	90	0	0	0	-	-	-	-	-
Oliver, Arnold	M	-	-	-	-	-	0	0	0	0	0	-	-	-	-	-
Pariani, Gino	M	3	270	1	0	2	-	-	-	-	-	-	-	-	-	-
Patenaude, Bert	F	3	270	4	0	8	-	-	-	-	-	-	-	-	-	-
Pietras, Peter	D	-	-	-	-	-	1	90	0	0	0	-	-	-	-	-
Rapp, Herman	D	-	-	-	-	-	0	0	0	0	0	-	-	-	-	-
Ryan, Francis	M	-	-	-	-	-	1	90	0	0	0	-	-	-	-	-
Slone, Philip	M	-	-	-	-	-	-	-	-	-	-	0	0	0	0	0
Souza, Edward	F	2	180	0	0	0	-	-	-	-	-	-	-	-	-	-
Souza, John	F	3	270	0	0	0	-	-	-	-	-	-	-	-	-	-
Tracy, Ralph	D	-	-	-	-	-	-	-	-	-	-	3	270	0	0	0
Vaughn, Frank	D	-	-	-	-	-	-	-	-	-	-	0	0	0	0	0
Wallace, Frank	M	3	270	1	0	2	-	-	-	-	-	-	-	-	-	-
Wolanin, Adam	M	1	90	0	0	0	-	-	-	-	-	-	-	-	-	-
Wood, Alexander	D	-	-	-	-	-	-	-	-	-	-	3	270	0	0	0
<b>TOTALS</b>		<b>3</b>	<b>270</b>	<b>4</b>	<b>2</b>	<b>10</b>	<b>1</b>	<b>90</b>	<b>1</b>	<b>0</b>	<b>2</b>	<b>3</b>	<b>270</b>	<b>7</b>	<b>3</b>	<b>37</b>

GOALKEEPER STATISTICS

Name	Pos	Brazil 1950					Italy 1934					Uruguay 1930				
		GP	Min.	W-L-T	GF	GA	GP	Min.	W-L-T	GF	GA	GP	Min.	W-L-T	GF	GA
Borghi, Frank	GK	3	270	1-2-0	4	8	-	-	-	-	-	-	-	-	-	-
Douglas, James	GK	-	-	-	-	-	-	-	-	-	-	3	270	2-1-0	7	6
Gardassanich, Gino	GK	0	0	0-0-0	0	0	-	-	-	-	-	-	-	-	-	-
Hjulian, Julius	GK	-	-	-	-	-	1	90	0-1-0	1	7	-	-	-	-	-
<b>TOTALS</b>		<b>3</b>	<b>270</b>	<b>1-2-0</b>	<b>4</b>	<b>8</b>	<b>1</b>	<b>90</b>	<b>0-1-0</b>	<b>1</b>	<b>7</b>	<b>3</b>	<b>270</b>	<b>2-1-0</b>	<b>7</b>	<b>6</b>



## U.S. Men's National Team All-Time World Cup Appearances

Player	Caps	Goals	Era	Player	Caps	Goals	Era
Agoos, Jeff	3	0	1998, 2002	Lalas, Alexi	4	0	1994, 1998
Altidore, Jozy	5	0	2010, 2014	Lewis, Eddie	5	0	2002, 2006
Auld, Andrew	3	0	1930	Llamosa, Carlos	2	0	2002
Armstrong, Desmond	3	0	1990	Maca, Joseph	3	1	1950
Bahr, Walter	3	0	1950	Maisonneuve, Brian	3	0	1998
Balboa, Marcelo	8	0	1990, 1994, 1998	Mastroeni, Pablo	5	0	2002, 2006
Banks, Jimmy	2	0	1990	Mathis, Clint	3	1	2002
Beasley, DaMarcus	11	0	2002, 06, 10, 14	McBride, Brian	10	3	1998, 2002, 2006
Beckerman, Kyle	3	0	2014	McGhee, Bart	3	1	1930
Bedoya, Alejandro	4	0	2014	McIlvenny, Edward	3	0	1950
Berhalter, Gregg	2	0	2002, 2006	McLean, Bill	1	0	1934
Besler, Matt	4	0	2014	Meola, Tony	7	0	1990, 1994, 2002
Bliss, Brian	1	0	1990	Moore, Joe-Max	4	0	1994, 1998, 2002
Bocanegra, Carlos	6	0	2006, 2010	Moorhouse, George	4	0	1930, 1934
Borghi, Frank	3	0	1950	Murray, Bruce	3	1	1990
Bornstein, Jonathan	2	0	2010	Nilsen, Werner	1	0	1934
Bradley, Michael	8	1	2010, 2014	O'Brien, John	6	1	2002, 2006
Brooks, John	1	1	2014	Olsen, Ben	1	0	2006
Brown, James	3	1	1930	Onyewu, Oguchi	5	0	2006, 2010
Buddle, Edson	2	0	2010	Pariani, Gino	3	1	1950
Burns, Mike	2	0	1994, 1998	Patenaude, Bert	3	4	1930
Caligiuri, Paul	7	1	1990, 1994	Perez, Hugo	1	0	1994
Cameron, Geoff	3	0	2014	Pietras, Peter	1	0	1934
Cherundolo, Steve	4	0	2006, 2010	Pope, Eddie	9	0	1998, 2002, 2006
Clark, Ricardo	2	0	2010	Radosavljevic, Preki	2	0	1998
Clavijo, Fernando	3	0	1994	Ramos, Tab	9	0	1990, 1994, 1998
Colombo, Charles	3	0	1950	Regis, David	3	0	1998, 2002
Conrad, Jimmy	2	0	2006	Reyna, Claudio	10	0	1994, 98, 02, 06
Convey, Bobby	3	0	2006	Ryan, Francis	1	0	1934
Czerkiewicz, Ed	1	0	1934	Sanneh, Tony	5	0	2002
Davis, Brad	1	0	2014	Sorber, Mike	4	0	1994
Deering, Chad	1	0	1998	Souza, Ed	2	0	1950
DeMerit, Jay	4	0	2010	Souza, John	3	0	1950
Dempsey, Clint	10	4	2006, 2010, 2014	Stewart, Earnie	11	1	1994, 1998, 2002
Dick, Walter	1	0	1934	Stollmeyer, John	2	0	1990
Donelli, Aldo	1	1	1934	Sullivan, Chris	2	0	1990
Donovan, Landon	12	5	2002, 2006, 2010	Torres, José	1	0	2010
Dooley, Thomas	7	0	1994, 1998	Tracy, Ralph	3	0	1930
Douglas, James	3	0	1930	Trittschuh, Steve	1	0	1990
Doyle, John	2	0	1990	Vermes, Peter	3	0	1990
Edu, Maurice	3	0	2010	Wallace, Frank	3	1	1950
Feilhaber, Benny	3	0	2010	Wegerle, Roy	6	0	1994, 1998
Findley, Robbie	3	0	2010	Windschmann, Mike	3	0	1990
Florie, Thomas	4	1	1930, 1934	Wolanin, Adam	1	0	1950
Friedel, Brad	6	0	1994, 1998, 2002	Wolff, Josh	3	0	2002, 2006
Gaetjens, Joseph	3	1	1950	Wondolowski, Chris	2	0	2014
Gallagher, James	3	0	1930	Wood, Alexander	3	0	1930
Gomez, Herculez	3	0	2010	Wynalda, Eric	8	1	1990, 1994, 1998
Gonzalez, Omar	3	0	2014	Yedlin, DeAndre	3	0	2014
Gonsalves, Billy	4	0	1930, 1934	Zusi, Graham	4	0	2014
Green, Julian	1	1	2014				
Harkes, John	6	0	1990, 1994				
Hejduk, Frankie	7	0	1998, 2002				
Hjulian, Julius	1	0	1934				
Holden, Stuart	1	0	2010				
Howard, Tim	8	0	2010, 2014				
Johannsson, Aron	1	0	2014				
Johnson, Eddie	2	0	2006				
Johnson, Fabian	4	0	2014				
Jones, Cobi	11	0	1994, 1998, 2002				
Jones, Jermaine	4	1	2014				
Keller, Kasey	5	0	1990, 98, 02, 06				
Keough, Harry	3	0	1950				
Kooiman, Cle	1	0	1994				

## U.S. MNT All-Time World Cup Leaders

### APPEARANCES

	Name	Caps	Goals	Era
1.	Donovan, Landon	12	5	2002, 06, 10
2.	Beasley, DaMarcus	11	0	02, 06, 10, 14
	Jones, Cobi	11	0	1994, 98, 02
	Stewart, Earnie	11	1	1994, 98, 02
5.	Dempsey, Clint	10	4	2006, 10, 14
	McBride, Brian	10	3	1998, 02, 06
	Reyna, Claudio	10	0	94, 98, 02, 06
8.	Pope, Eddie	9	0	1998, 02, 06
	Ramos, Tab	9	0	1990, 94, 98
10.	Balboa, Marcelo	8	0	1990, 94, 98
	Bradley, Michael	8	1	2010, 14
	Howard, Tim	8	0	2010, 14
	Wynalda, Eric	8	1	1990, 94, 98
14.	Caligiuri, Paul	7	1	1990, 94
	Dooley, Thomas	7	0	1994, 98
	Hejduk, Frankie	7	0	1998, 02
	Meola, Tony	7	0	1990, 94, 02
18.	Bocanegra, Carlos	6	0	2006, 10
	Friedel, Brad	6	0	1994, 98, 02
	Harkes, John	6	0	1990, 94
	O'Brien, John	6	1	2002, 06
	Wegerle, Roy	6	0	1994, 98

### GOAL SCORERS

	Name	Goals	Caps	Era
1.	Donovan, Landon	5	12	2002, 06, 10
2.	Dempsey, Clint	4	10	2006, 10, 14
	Patenaude, Bert	4	3	1930
	McBride, Brian	3	10	1998, 02, 06
5.	Bradley, Michael	1	8	2010, 14
	Brooks, John	1	1	2014
	Brown, James	1	3	1930
	Caligiuri, Paul	1	7	1990, 94
	Donelli, Aldo	1	1	1934
	Florie, Thomas	1	4	1930, 34
	Gaetjens, Joseph	1	3	1950
	Green, Julian	1	1	2014
	Maca, Joseph	1	3	1950
	Mathis, Clint	1	3	2002
	McGhee, Bart	1	3	1930
	Murray, Bruce	1	3	1990
	O'Brien, John	1	6	2002, 06
	Pariani, Gino	1	3	1950
	Stewart, Earnie	1	11	1994, 98, 02
	Wallace, Frank	1	3	1950
	Wynalda, Eric	1	8	1990, 94, 98

### Goalkeepers

#### MODERN ERA: APPEARANCES

Name	Caps	Starts	Era
1. Howard, Tim	8	8	2010, 14
2. Meola, Tony	7	7	1990, 94, 02
3. Friedel, Brad	6	6	1994, 98, 02
4. Keller, Kasey	5	5	90, 98, 02, 06

#### MODERN ERA: WINS

Name	Wins	Caps	Era
1. Friedel, Brad	2	6	1994, 98, 02
Howard, Tim	2	8	2010, 14
3. Meola, Tony	1	7	1990, 94, 02
4. Keller, Kasey	0	5	90, 98, 02, 06

#### MODERN ERA: SHUTOUTS

Name	SO	Caps	Era
1. Friedel, Brad	1	6	1994, 98, 02
Howard, Tim	1	8	2010, 14
3. Keller, Kasey	0	5	90, 98, 02, 06
Meola, Tony	0	7	1990, 94, 02

## Past Sites & Results

Year	Site	Champion	Manager	Score	Runner-up	Third Place
2018	Russia	France	Didier Deschamps	4-2	Croatia	Belgium 2, England 0
2014	Brazil	Germany	Joachim Löw	1-0 (ot)	Argentina	Netherlands 3, Brazil 0
2010	South Africa	Spain	Vicente del Bosque	1-0 (ot)	Netherlands	Germany 3, Uruguay 2
2006	Germany	Italy	Marcello Lippi	1-1 (5-3 pk)	France	Germany 3, Portugal 1
2002	Korea/Japan	Brazil	Luiz Felipe Scolari	2-0	Germany	Turkey 3, Korea Rep. 2
1998	France	France	Aime Jacquet	3-0	Brazil	Croatia 2, Holland 1
1994	USA	Brazil	Carlos Parreira	0-0 (3-2 pk)	Italy	Sweden 4, Bulgaria 0
1990	Italy	W. Germany	Franz Beckenbauer	1-0	Argentina	Italy 2, England 1
1986	Mexico	Argentina	Carlos Bilardo	3-2	W. Germany	France 4, Belgium 2 (ot)
1982	Spain	Italy	Enzo Bearzot	3-1	W. Germany	Poland 3, France 2
1978	Argentina	Argentina	Cesar Menotti	3-1 (ot)	Netherlands	Brazil 2, Italy 1
1974	W. Germany	W. Germany	Helmut Schoen	2-1	Netherlands	Poland 1, Brazil 0
1970	Mexico	Brazil	Mario Zagalo	4-1	Italy	W. Germany 1, Uruguay 0
1966	England	England	Alf Ramsey	4-2 (ot)	West Germany	Portugal 2, USSR 1
1962	Chile	Brazil	Aymore Moreira	3-1	Czechoslovakia	Chile 1, Yugoslavia 0
1958	Sweden	Brazil	Vicente Feola	5-2	Sweden	France 6, W. Germany 3
1954	Switzerland	W. Germany	Sepp Herberger	3-2	Hungary	Austria 3, Uruguay 1
1950	Brazil	Uruguay	Juan Lopez	2-1	Brazil	Sweden
1938	France	Italy	Vittorio Pozzo	4-2	Hungary	Brazil 4, Sweden 2
1934	Italy	Italy	Vittorio Pozzo	2-1 (ot)	Czechoslovakia	Germany 3, Austria 2
1930	Uruguay	Uruguay	Alberto Supicci	4-2	Argentina	USA

## Attendance & Goal History

Year	Site	Matches	Total Attendance	Average Attendance/Match	Total Goals	Average Goals/Match
2018	Russia	64	3,031,768	47,371	169	2.64
2014	Brazil	64	3,429,873	53,592	171	2.67
2010	South Africa	64	3,178,856	49,670	145	2.27
2006	Germany	64	3,359,439	52,491	147	2.30
2002	Korea/Japan	64	2,705,134	42,268	161	2.53
1998	France	64	2,785,100	43,517	171	2.67
1994	USA	52	3,587,538	68,991	141	2.71
1990	Italy	52	2,517,348	48,411	115	2.21
1986	Mexico	52	2,441,731	43,956	132	2.54
1982	Spain	52	1,856,277	35,698	146	2.80
1978	Argentina	38	1,610,215	42,374	102	2.68
1974	West Germany	38	1,774,022	46,685	97	2.55
1970	Mexico	32	1,673,975	52,312	95	2.96
1966	England	32	1,614,677	50,458	89	2.78
1962	Chile	32	776,000	24,250	89	2.78
1958	Sweden	35	868,000	24,800	126	3.60
1954	Switzerland	26	943,000	36,270	140	5.38
1950	Brazil	22	1,337,000	60,772	88	4.00
1938	France	18	483,000	26,833	84	4.66
1934	Italy	17	395,000	23,235	70	4.11
1930	Uruguay	18	434,500	24,139	70	3.89

## U.S. Men's National Team All-Time World Cup Qualifying Appearances

Player	Caps	Goals	Era	Player	Caps	Goals	Era
Aaronson, Brenden	8	2	2021	Cohen, Neil	1	0	1976
Acosta, Kellyn	13	0	2016-2021	Coker, Ade	2	2	1984
Adams, Tyler	8	0	2021	Colombo, Charles	4	0	1949
Adu, Freddy	6	1	2008-2009	Conrad, Jim	1	0	2005
Agoos, Jeff	26	0	1996-2001	Convey, Bobby	7	0	2004-2005
Albrecht, Dietrich	6	1	1968	Cook, Elwood	3	0	1957
Albright, Chris	8	0	2001-2005	Cooper, Kenny	2	1	2008-2009
Altidore, Jozy	41	18	2008-2017	Corona, Joe	2	0	2013
Armas, Chris	19	0	2001-2005	Corrales, Ramiro	1	0	2004
Armstrong, Desmond	3	0	1988-1989	Counce, Dan	1	0	1976
Arnaud, Davy	1	0	2008	Craddock Jr., Robert	1	0	1954
Arriola, Paul	10	1	2016-2021	Crow, Kevin	3	0	1984-1988
Bachmeier, Adolf	9	0	1965-1968	Crudo, Tony	1	0	1980
Baker, Gerry	5	2	1968	Cunningham, Jeff	2	0	2005
Bahr, Walter	9	1	1949-1957	Czerkiewicz, Ed	1	0	1934
Balboa, Marcelo	10	0	1989-1997	Cziotka, Andy	4	0	1965
Banach, Orest	4	0	1969-1972	Davies, Charlie	6	2	2008-2009
Bandov, Boris	8	1	1976-1980	Davis, Brad	4	0	2013
Banks, Jimmy	4	0	1989	Davis, Rick	12	1	1980-1988
Barone, Gary	1	0	1972	De la Fuente, Konrad	2	0	2021
Barrett, Chad	1	0	2008	De la Torre, Luca	1	0	2021
Barto, Barry	4	0	1972	DeLong, Gary	3	0	1968
Bayardo, Abaunza	3	0	1965-1969	DeMerit, Jay	3	0	2008-2009
Beasley, DaMarcus	35	6	2001-2017	Dempsey, Clint	43	18	2004-2017
Beckerman, Kyle	8	0	2009-2016	Dest, Sergiño	4	1	2021
Bedoya, Alejandro	8	0	2013-2017	DiBernardo, Angelo	10	1	1980-1985
Bello, George	2	0	2021	Diskerd, Mix	4	0	2013-2016
Benedek, Janos	1	0	1968	Djordjevic, Slodubian	1	0	1972
Benitez, Jorge	2	0	1972	Donelli, Aldo	1	4	1934
Berhalter, Gregg	14	0	2001-2005	Donovan, Landon	40	13	2001-2013
Besler, Matt	14	1	2013-2017	Dooley, Thomas	12	1	1996-1997
Birnbaum, Steve	2	0	2016	Doyle, John	4	0	1988-1989
Bicek, Helmut	5	2	1960-1965	Duback, Jeff	1	0	1989
Bick, Sam	1	0	1976	DuBose, Winston	2	0	1980-1984
Bliss, Brian	9	1	1988-1989	Durgan, Jeff	3	0	1984-1985
Bocanegra, Carlos	31	5	2004-2012	Eck, Ted	1	0	1989
Borghini, Frank	5	0	1949-1954	Edu, Maurice	12	0	2008-2013
Borja, Hernan	5	1	1984-1988	Eichmann, Eric	3	1	1989
Bornstein, Jonathan	6	1	2008-2009	Ely, Alex	3	0	1965
Boyd, Terrence	3	0	2013	Embarger, Edward	2	0	1954
Bradley, Michael	40	7	2008-2017	Engedal, Svend	2	0	1957
Brcic, David	2	0	1984-1985	Eppy, William	1	0	1957
Brooks, John	6	0	2016-2021	Evans, Brad	5	1	2013
Brown, George	1	0	1957	Fajkus, Charlie	2	0	1984-1985
Burkard, Robert	1	0	1957	Fehrer, Sandy	2	0	1968
Burns, Mike	11	0	1996-1997	Feilhaber, Benny	7	0	2009-2017
Busio, Gianluca	2	0	2021	Ferreira, Jesús	2	0	2021
Califf, Danny	4	0	2005-2009	Ficken, Dieter	1	0	1972
Caligiuri, Paul	9	2	1985-1997	Finlay, Ethan	1	0	2016
Cameron, Fred	3	0	1965	Fister, Karl	2	1	1960
Cameron, Geoff	24	2	2013-2017	Flater, Mike	5	0	1976
Canter, Dan	6	0	1984-1985	Florje, Thomas	1	1	1934
Cantillo, Ringo	4	0	1980	Formoso, Santiago	3	0	1976
Carroll, Brian	1	0	2005	Fowles, Colin	3	0	1980
Casey, Conor	7	2	2004-2009	Fox, Mike	4	0	1985
Casey, Cornelius	4	1	1954	Franks, Leroy	1	0	1957
Castillo, Edgar	6	0	2013-2016	Fraser, Robin	1	1	2001
Chachurian, Yprem	3	1	1954	Friedel, Brad	13	0	1996-2001
Chandler, Timmy	3	0	2013-2016	Fry, Chance	1	0	1984
Cherundolo, Steve	26	0	2001-2012	Gabarra, Jim	6	0	1989
Ching, Brian	16	6	2004-2009	Gallagher, James	1	0	1930-1934
Chyzowych, Walter	2	0	1965	Gansler, Bob	2	0	1968
Clark, Ricardo	8	1	2005-2009	Geimer, Gene	4	2	1972
Clear, Edward	3	0	1968	Gentile, Carl	3	0	1968

Player	Caps	Goals	Era	Player	Caps	Goals	Era
Gerley, Victor	4	0	1965	Martin, Manuel	4	0	1949
Getzinger, Rudy	3	1	1972	Martino, Kyle	2	1	2005
Gibbs, Cory	6	0	2004-2005	Mason, John	1	0	1976
Gomez, Herculez	8	2	2013	Mason, Michael	3	0	1997
Gonsalves, Billy	1	0	1930-1934	Mastroeni, Pablo	15	0	2004-2009
Gonzalez, Omar	18	0	2013-2017	Mata, Walner	5	0	1969-1972
Gooch, Lynden	1	0	2016	Matevich, Pete	3	2	1949
Goodson, Clarence	8	0	2008-2013	Mathis, Clint	7	2	2001-2004
Gordon, Alan	1	0	2012	Mausser, Arnold	11	0	1976-1985
Gormley, Robert	1	0	1954	McBride, Brian	25	10	1996-2005
Goulet, Brent	3	0	1989	McBride, Pat	4	0	1969-1972
Grabowski, Gene	1	0	1957	McKenzie, Mark	2	0	2021
Grgurev, Fred	5	0	1976	McKennie, Weston	4	1	2021
Grivnow, Steve	1	0	1954	McLaughlin, Ben	7	0	1949-1957
Guzan, Brad	15	0	2008-2017	McLean, Bill	1	0	1934
Gyau, Philip	1	0	1989	Mendoza, Ruben	4	2	1954-1957
Hamlyn, Alan	3	0	1972	Meola, Tony	5	0	1989-2001
Hahnemann, Marcus	1	0	2005	McCarty, Dax	1	0	2017
Hanna, James	1	0	1957	Miazga, Matt	1	0	2015
Harkes, John	21	0	1989-1997	Millar, Peter	8	3	1968
Hausemann, Larry	3	0	1968-1972	Monsen, Lloyd	1	0	1957
Hejduk, Frankie	17	2	1996-2009	Moor, Drew	1	0	2008
Henderson, Chris	3	1	1997-2001	Moore, Joe-Max	20	5	1996-2001
Hjulian, Julius	1	0	1934	Moore, Johnny	4	0	1972
Holden, Stuart	6	0	2009-2013	Moore, Shaq	2	0	2021
Hooker, Jeff	1	0	1985	Moorhouse, George	1	0	1934
Hoppe, Matthew	1	0	2021	Mora, Sergio	1	0	1972
Howard, Tim	39	0	2004-2017	Morris, Jordan	5	0	2015-2017
Hulcer, Larry	2	0	1980	Moyers, Steve	3	2	1980
Hynes, Jack	4	0	1949	Murphy, Eddie	13	5	1957-1969
Johannsson, Aron	3	1	2013	Murphy, James	2	1	1957
Johnson, Eddie	19	12	2004-2013	Murphy, Russell	2	0	1957
Johnson, Fabian	17	1	2013-2017	Murray, Bruce	10	1	1988-1989
Jones, Cobi	30	3	1996-2004	Musah, Yunus	5	0	2021
Jones, Jermaine	17	0	2012-2017	Nanchoff, Louis	2	0	1980
Joseph, Miles	1	0	1996	Nagbe, Darlington	11	0	2015-2017
Kapp, Erhardt	2	1	1984-1985	Nilsen, Werner	1	0	1934
Kehoe, Bob	4	0	1965	Noonan, Pat	4	0	2005
Keller, Kasey	31	0	1996-2005	O'Brien, John	7	1	2001-2005
Keough, Harry	11	1	1949-1957	O'Connell, John	2	0	1954
Keough, Ty	3	0	1980	Olsen, Ben	1	0	2001
Kerr Jr., John	3	1	1985	Onyewu, Oguchi	21	1	2004-2012
Kirovski, Jovan	11	0	1996-2004	Orozco, Michael	6	1	2008-2016
Klein, Chris	2	0	2001	Pal, Josef	1	0	1965
Kljestan, Sacha	18	2	2008-2016	Pastor, George	1	0	1989
Klopas, Frank	7	2	1988-1989	Parkhurst, Michael	4	0	2008-2013
Krat, Nick	8	0	1968-1972	Parkinson, Andrew	1	0	1984
Kreiger, Cornell	2	0	1965	Pearce, Heath	9	0	2008-2009
Kreis, Jason	2	0	1996-2001	Pecher, Steve	7	0	1976-1980
Krumpe, Paul	2	1	1988-1989	Pefok, Jordan	2	0	2021
Lalas, Alexi	12	0	1996-1997	Pellizaro, Val	2	0	1957
Lassiter, Roy	5	3	1996-1997	Pepi, Ricardo	6	3	2021
Lehman, William	1	0	1934	Perez, Hugo	7	2	1984-1988
Lewis, Eddie	21	3	2001-2008	Pesa, Njogo	3	0	1980
Lillie, Bud	1	0	1957	Peterson, Mark	3	1	1985
Liveric, Mark	3	0	1980	Petramale, Eugene	1	0	1954
Llamosa, Carlos	9	0	2001	Pietras, Peter	1	0	1934
Lletget, Sebastian	5	2	2017-2021	Polihian, Jim	4	0	1976
Looby, William	6	4	1954-1957	Pope, Eddie	31	3	1996-2005
Maisonneuve, Brian	1	0	1997	Pulisic, Christian	17	8	2016-2021
Makowski, Greg	3	0	1980	Quaranta, Santino	5	0	2005
Malinowski, Donald	3	0	1954	Radosavljevic, Preki	10	2	1996-2001
Malizewski, Michael	1	0	1969	Radwanski, Ed	1	0	1985
Mapp, Justin	1	0	2005	Ralbovsky, Steve	3	0	1976
Marsch, Jesse	1	0	2001	Ralston, Steve	9	2	2004-2005
Marshall, Chad	3	0	2005-2009	Ramos, Tab	15	3	1989-2001

Player	Caps	Goals	Era	Player	Caps	Goals	Era
Razov, Ante	9	3	2001	Windischmann, Mike	13	0	1985-1989
Ream, Tim	7	0	2015-2021	Winter, Mike	4	0	1972
Regis, David	12	0	2001	Wit, Dennis	2	0	1976
Rensing, Gary	4	0	1972	Wolff, Josh	10	3	2001-2005
Resznecki, Tibor	3	0	1965	Wood, Bobby	14	5	2015-2017
Reyna, Claudio	31	1	1996-2005	Wynalda, Eric	11	5	1996-1997
Reyna, Gio	1	0	2021	Wynne, Marvell	1	0	2009
Richards, Chris	3	0	2021	Yacopec, Louis	1	0	1957
Robinson, Antonee	7	1	2021	Yedlin, DeAndre	14	0	2015-2021
Robinson, Miles	6	0	2021	Zardes, Gyasi	7	1	2015-2021
Rogers, Robbie	1	0	2009	Zavagnin, Kerry	6	0	2004-2005
Rolfe, Chris	2	0	2008	Zerhusen, Al	7	1	1957-1965
Roldan, Cristian	4	0	2021	Zimmerman, Walker	5	0	2021
Rooney, Robert	2	0	1957	Zusi, Graham	20	3	2012-2017
Roth, Werner	2	0	1972				
Roy, Willy	11	6	1965-1972				
Rys, Miro	1	1	1976				
Sands, James	1	0	2021				
Sanneh, Tony	16	0	1997-2004				
Sargent, Josh	3	0	2021				
Savage, Bruce	1	0	1984				
Scarina, Frederick	1	0	1972				
Shea, Brek	3	0	2012-2013				
Sheppell, William	8	0	1949-1954				
Shmotolocha, Walter	1	1	1965				
Skotarek, Alex	5	0	1976				
Smith, Bobby	4	0	1976				
Snylyk, Zenon	2	0	1957				
Sommer, Juergen	1	0	1997				
Sorber, Mike	7	0	1997				
Souza, Edward	1	0	1954				
Souza, John	5	2	1949				
Spector, Jonathan	6	0	2004-2009				
Springthorpe, Terry	1	0	1957				
Stanko, Caleb	1	0	2016				
Steffen, Zack	3	0	2021				
Stewart, Earnie	30	9	1996-2004				
Stollmeyer, John	9	0	1988-1989				
Stritzl, Zigfried	6	1	1968				
Szetela, Danny	2	0	2008				
Thompson, Gregg	4	0	1984-1985				
Thornton, Zach	1	0	2001				
Thorrington, John	2	0	2008				
Torres, Jose	9	0	2008-2012				
Traina, John Peter	1	0	1957				
Trittschuh, Steve	10	1	1988-1989				
Trost, Al	5	0	1976				
Turner, Matt	5	0	2021				
Twellman, Taylor	5	1	2004-2005				
Van der Beck, Perry	7	0	1980-1985				
Vaney, Greg	10	1	1996-2005				
Vanole, David	5	0	1988-1989				
Vasquez, Martin	3	0	1996-1997				
Vee, Juli	3	1	1976				
Vermes, Peter	10	0	1988-1997				
Villa, Greg	2	1	1980				
Villafañá, Jorge	6	0	2017				
Wagner, David	4	0	1997				
Wallace, Frank	4	2	1949				
Watman, Ben	1	1	1949				
Weah, Tim	5	1	2021				
Wecke, Herman	5	0	1954-1957				
Wegerle, Roy	3	2	1997				
Whitehead, Robert	1	0	1957				
Williams, Danny	5	0	2012-2013				
Williams, Richie	2	0	2001				

## U.S. MNT All-Time World Cup Qualifying Goal Scorers

Name	Era	GP/GS	Gls	Name	Era	GP/GS	Gls
Altidore, Jozy	2010, 14, 18	41/29	18	Fister, Karl	1962	2/2	1
Dempsey, Clint	2006, 10, 14, 18	43/31	18	Getzinger, Rudy	1974	3/3	1
Donovan, Landon	2002, 06, 10, 14	40/38	13	Henderson, Chris	1998, 02	3/1	1
Johnson, Eddie	2006, 10, 14	19/10	12	Johannsson, Aron	2014	3/1	1
McBride, Brian	1998, 02, 06	25/19	10	Johnson, Fabian	2014, 18	17/17	1
Stewart, Earnie	1998, 02, 06	30/27	9	Kapp, Erhardt	1986	2/2	1
Pulisic, Christian	2018, 22	17/13	8	Keough, Harry	1950, 54, 58	11/11	1
Bradley, Michael	2010, 14, 18	40/40	7	Kerr, John Jr.	1986	3/2	1
Beasley, DaMarcus	2002, 06, 10, 14, 18	35/33	6	Krumpe, Paul	1990	2/2	1
Ching, Brian	2006, 10	11/9	6	Martino, Kyle	2006	2/1	1
Roy, Willy	1966, 70, 74	11/11	6	McKennie, Weston	2022	4/4	1
Bocanegra, Carlos	2006, 10, 14	31/31	5	Murphy, James	1958	2/2	1
Moore, Joe-Max	1998, 02	20/16	5	Murray, Bruce	1990	10/9	1
Murphy, Eddie	1958, 62, 66, 70	13/13	5	O'Brien, John	2002, 06	7/4	1
Wood, Bobby	2018	14/11	5	Onyewu, Oguchi	2006, 10, 14	13/11	1
Wynalda, Eric	1998	11/11	5	Orozco, Michael	2014, 18	6/5	1
Donelli, Aldo "Buff"	1934	1/1	4	Peterson, Mark	1986	3/2	1
Looby, William	1954, 58	6/6	4	Reyna, Claudio	1998, 02, 06	31/30	1
Jones, Cobi	1998, 02, 06	30/16	3	Rys, Miro	1978	1/1	1
Lassiter, Roy	1998	5/2	3	Robinson, Antonee	2022	7/5	1
Lewis, Eddie	2002, 06, 10	21/12	3	Shmotoloca, Walter	1966	1/1	1
Millar, Peter	1970, 74	8/8	3	Stritzl, Zigfried	1970	6/6	1
Pepi, Ricardo	2022	6/5	3	Tritschuh, Steve	1990	10/9	1
Pope, Eddie	1998, 02, 06	31/31	3	Twellman, Taylor	2006	5/3	1
Ramos, Tab	1990, 98, 02	15/13	3	Vanney, Greg	1998, 02, 06	10/8	1
Razov, Ante	2002	9/6	3	Veece, Juli	1978	3/3	1
Wolff, Josh	2002, 06	10/6	3	Villa, Greg	1982	2/1	1
Zusi, Graham	2014, 2018	20/14	3	Wattman, Ben	1950	2/2	1
Aaronson, Brenden	2022	8/6	2	Weah, Tim	2022	5/4	1
Baker, Gerry	1970	5/5	2	Zardes, Gyasi	2018	4/3	1
Bicek, Helmut	1962, 66	5/5	2	Zerhusen, Al	1958, 62, 66	7/7	1
Caligiuri, Paul	1986, 90, 98	9/7	2				
Cameron, Geoff	2014, 18	24/20	2				
Casey, Conor	2006, 10	6/6	2				
Coker, Ade	1986	2/1	2				
Davies, Charlie	2010	6/4	2				
Geimer, Gene	1974	4/4	2				
Gomez, Herculez	2014	8/8	2				
Hejduk, Frankie	1998, 02, 06, 10	17/13	2				
Kljestan, Sacha	2010, 2014, 18	18/9	2				
Lletget, Sebastian	2018, 22	5/3	2				
Matevich, Pete	1950	3/3	2				
Mathis, Clint	2002, 06	7/5	2				
Mendoza, Ruben	1954, 58	4/4	2				
Moyers, Steve	1982	3/1	2				
Perez, Hugo	1986, 90	7/6	2				
Radosavljevic, Preki	1998	10/4	2				
Ralston, Steve	2006	8/6	2				
Souza, John	1950, 54	5/5	2				
Wallace, Frank	1950	4/4	2				
Wegerle, Roy	1998	3/3	2				
Adu, Freddy	2010	5/3	1				
Albrecht, Dietrich	1970	6/6	1				
Arriola, Paul	2018	7/3	1				
Bahr, Walter	1950, 54, 58	9/9	1				
Bandov, Boris	1978, 82	8/8	1				
Besler, Matt	2014, 18	14/14	1				
Bliss, Brian	1990	9/9	1				
Borja, Hernan "Chico"	1986, 90	5/4	1				
Bornstein, Jonathan	2010	6/6	1				
Casey, Cornelius	1954	4/4	1				
Chachurian, Yprem	1954	3/3	1				
Clark, Ricardo	2006, 10	8/5	1				
Cooper, Kenny	2010	1/1	1				
Davis, Rick	1982, 86	12/12	1				
Dest, Sergio	2022	4/4	1				
DiBernardo, Angelo	1982, 86	10/9	1				
Dooley, Thomas	1998	12/12	1				
Eichmann, Eric	1990	3/2	1				
Evans, Brad	2014	5/5	1				

## All-Time U.S. Qualifying Results by Opponent

Opponent	W-L-T	GF/GA
Antigua & Barbuda	2-0-0	5/2
Barbados	4-0-0	20/0
Bermuda	2-0-0	8/2
Canada	4-6-4	21/24
Costa Rica	7-11-3	20/31
Cuba	3-0-1	13/4
El Salvador	5-0-4	14/6
Grenada	2-0-0	6/2
Guatemala	8-1-5	21/10
Haiti	2-2-0	6/5
Honduras	7-2-2	24/10
Jamaica	6-1-7	19/9
Mexico	7-16-7	35/68
Netherlands Antilles	1-0-1	4/0
Panama	6-1-2	22/5
St. Vincent & the Grenadines	2-0-0	12/1
Trinidad & Tobago	13-2-3	28/6

## U.S. MNT All-Time World Cup Qualifying Assist Leaders (1990 WCQ-present)

Name	Era	GP/GS	Asst	Name	Era	GP/GS	Asst
Donovan, Landon	2002, 06, 10, 14	40/38	21	Zusi, Graham	2014, 18	20/14	2
Altidore, Jozy	2010, 14, 18	41/29	7	Aaronson, Brenden	2022	8/6	1
Harkes, John	1990, 98	21/21	7	Albright, Chris	2006	8/5	1
Pulisic, Christian	2018	13/11	6	Arriola, Paul	2018, 22	7/3	1
Reyna, Claudio	1998, 02, 06	31/30	6	Burns, Mike	1998	11/4	1
Johnson, Fabian	2014, 18	17/17	5	Cameron, Geoff	2014, 18	24/20	1
Jones, Cobi	1998, 02, 06	30/16	5	Castillo, Edgar	2014, 18	6/3	1
Cherundolo, Steve	2002, 06, 10, 14	26/25	4	Ching, Brian	2006, 10	17/13	1
Dempsey, Clint	2006, 10, 14, 18	43/37	4	Davies, Charlie	2010	6/4	1
Kljestan, Sacha	2010, 14, 18	18/9	4	Dest, Sergio	2022	4/4	1
Bradley, Michael	2010, 14, 18	40/40	3	Diskrud, Mix	2014, 18	4/3	1
Lewis, Eddie	2002, 06, 10	21/13	3	Gordon, Alan	2014	1/0	1
Moore, Joe-Max	1998, 022	0/15	3	Hejduk, Frankie	1998, 02, 06, 10	17/13	1
Murray, Bruce	1990	10/9	3	Henderson, Chris	1998, 02	3/1	1
Yedlin, DeAndre	2018, 22	7/3	3	Krumpe, Paul	1990	2/2	1
Adu, Freddy	2010	6/4	2	Llamosa, Carlos	2002	9/7	1
Agoos, Jeff	1998, 02	26/25	2	Mason, Michael	1998	3/0	1
Beasley, DaMarcus	2002, 06, 10, 14, 18	35/33	2	McBride, Brian	1998, 02, 06	25/19	1
Bedoya, Alejandro	2014, 18	10/6	2	Morris, Jordan	2018	5/1	1
Convey, Bobby	2006	7/6	2	Musah, Yunus	2022	5/5	1
Davis Brad	2014	4/0	2	Radosavljevic, Preki	1998, 02	10/4	1
Johnson, Eddie	2006, 10, 14	19/11	2	Ralston, Steve	2006	9/6	1
Jones, Jermaine	2014, 18	17/16	2	Razov, Ante	2002	9/6	1
Lalas, Alexi	1998	12/12	2	Robinson, Antonee	2022	7/5	1
Mastroeni, Pablo	2006, 10	15/13	2	Rogers, Robbie	2010	1/0	1
Mathis, Clint	2002, 06	7/5	2	Sanneh, Tony	1998, 02, 06	16/16	1
Onyewu, Oguchi	2006, 14, 10	21/19	2	Trittschuh, Steve	1990	10/9	1
Pearce, Heath	2010	9/9	2	Vermes, Peter	1990, 98	10/7	1
Pepi, Ricardo	2022	6/5	2	Wagner, David	1998	4/3	1
Ramos, Tab	1990, 98, 02	15/13	2	Weah, Tim	2022	5/4	1
Wolff, Josh	2002, 06	10/6	2	Wegerle, Roy	1998	3/3	1
Wynalda, Eric	1998	11/11	2	Wood, Bobby	2018	14/11	1
Zardes, Gyasi	2018, 22	4/3	2	Zavagnin, Kerry	2006	6/5	1

## U.S. MNT All-Time World Cup Qualifying Cap Leaders

Name	Caps	Era
1. Clint Dempsey	43	2004-2017
2. Jozy Altidore	41	2008-2017
3. Michael Bradley	40	2008-2017
Landon Donovan	40	2001-2013
5. Tim Howard	39	2004-2017
6. DaMarcus Beasley	35	2001-2017
7. Carlos Bocanegra	31	2004-2012
Kasey Keller	31	1996-2005
Eddie Pope	31	1996-2005
Claudio Reyna	31	1996-2005
11. Cobi Jones	30	1996-2004
Earnie Stewart	30	1996-2004
13. Jeff Agoos	26	1996-2001
Steve Cherundolo	26	2001-2012
15. Brian McBride	25	1996-2005
16. Geoff Cameron	24	1989-1997
17. Christian Pulisic	23	2016-2021
Eddie Lewis	21	2001-2008
Oguchi Onyewu	21	2004-2012
Joe-Max Moore	20	1996-2001
Graham Zusi	20	2012-2017





# PROGRAMS



# U.S. UNDER-23 MEN'S YOUTH NATIONAL TEAM

**2022 Eligibility: Jan. 1, 2001**

## **ALL EYES ON OLYMPIC RETURN**

With this year's Concacaf Under-20 Championship in Honduras serving as qualifying for the 2024 Olympics in Paris, the USA's Olympic aspirations will be determined by the U-20 Men's Youth National Team, champion of the last two Concacaf U-20 Championships.

Two teams will qualify to Paris 2024 and should the U-20 MYNT reach the Concacaf U-20 Championship Final, the U-23 MYNT program is expected to relaunch as the U.S. prepares to return to the Olympics for the first time since Beijing 2008.

## 2021 U.S. U-23 MYNT RESULTS

**Overall Record: 2-2-0 (GF: 6, GA: 3)**

**U-23 International Record: 2-2-0 (GF: 6, GA: 3)**

Date	Opponent	Result	Goalscorers	Location
March 18	Costa Rica*	1-0 W	Ferreira	Guadalajara, Mexico
March 21	Dominican Republic*	4-0 W	Yueill, Dotson (2), Mihailovic	Zapopan, Mexico
March 24	Mexico*	0-1 L	-	Guadalajara, Mexico
March 28	Honduras*	1-2 L	Yueill	Guadalajara, Mexico

**Goal Scorers:** Dotson (2), Yueill (2), Ferreira, Mihailovic / \*\*Concacaf Men's Olympic Qualifying Championship

## 2021 U.S. UNDER-23 MYNT STATISTICS

Name	Pos.	2021 Overall Stats				2021 International Stats					Career U-23 Caps/Goals
		GP/GS	G	A	Y/R	GP/GS	Min	G	A	Y/R	
Araujo, Julian	D	3/2	0	0	0	3/2	187	0	0	0	5/0
Cardoso, Johnny	M	4/2	0	0	0	4/2	133	0	0	0	5/0
Dotson, Hassani	M	4/3	2	0	0	4/3	258	2	0	0	7/2
Ferreria, Jesus	F	4/3	1	0	1	4/3	231	1	0	1	4/1
Freese, Matt	GK	0/0	0	0	0	0/0	0	0	0	0	3
Glad, Justen	D	3/3	0	0	1	3/3	270	0	0	1	6/0
Herrera, Aaron	D	3/3	0	0	1	3/3	270	0	0	1	6/0
Kessler, Henry	D	3/3	0	0	1	3/3	270	0	0	1	3/0
Lewis, Jonathan	F	4/3	0	0	0	4/3	269	0	0	0	6/1
Marcinkowski, JT	GK	1/1	0	0	0	1/1	90	0	0	0	5
Michel, Benji	F	3/1	0	1	0	3/1	99	0	1	0	3/0
Mihailovic, Djordje	M	4/3	0	2	0	4/3	222	0	2	0	9/0
Ochoa, David	GK	3/3	0	0	1	3/3	270	0	0	1	3
Perea, Andres	M	4/3	0	1	0	4/3	244	0	1	0	4/0
Pineda, Mauricio	D	2/2	0	0	0	2/2	180	0	0	0	2/0
Saucedo, Sebastian	M	4/2	0	1	0	4/2	209	0	1	0	6/0
Soto, Sebastian	F	4/1	0	0	0	4/1	157	0	0	0	6/1
Tessmann, Tanner	M	3/0	0	0	0	3/0	42	0	0	0	3/0
Vines, Sam	D	3/3	0	1	0	3/3	270	0	1	0	5/0
Yueill, Jackson	M	4/3	1	1	0	4/3	289	1	1	0	6/1
Own Goal			0					0			
<b>TOTAL</b>		<b>4/4</b>	<b>4</b>	<b>7</b>	<b>5/0</b>	<b>4/4</b>	<b>360</b>	<b>4</b>	<b>7</b>	<b>5/0</b>	
<b>Opponents</b>		<b>4/4</b>	<b>3</b>	<b>0</b>	<b>0/0</b>	<b>4/4</b>	<b>360</b>	<b>3</b>	<b>0</b>	<b>0/0</b>	

### GOALKEEPING STATISTICS

Name	2021 Overall Stats					2021 International Stats					Career U-23 W-L-T	
	GP/GS	W-L-T	GF	GA	SO	GP/GS	Min	W-L-T	GF	GA		SO
Freese, Matt	0/0	0-0-0	0	0	0	0/0	0	0-0-0	0	0	0	0.00
Marcinkowski, JT	1/1	1-0-0	4	0	1	1/1	90	1-0-0	4	0	1	0.00
Ochoa, David	3/3	1-2-0	2	3	1	3/3	270	1-2-0	2	3	1	1.00
<b>TOTAL</b>	<b>4/4</b>	<b>2-2-0</b>	<b>6</b>	<b>3</b>	<b>2</b>	<b>4/4</b>	<b>360</b>	<b>2-2-0</b>	<b>6</b>	<b>3</b>	<b>2</b>	<b>0.75</b>
<b>Opponents</b>	<b>4/4</b>	<b>2-2-0</b>	<b>3</b>	<b>6</b>	<b>1</b>	<b>4/4</b>	<b>360</b>	<b>2-2-0</b>	<b>3</b>	<b>6</b>	<b>1</b>	<b>1.50</b>

# U.S. UNDER-20 MEN'S YOUTH NATIONAL TEAM

**Head Coach: Mikey Varas**

**2022 Age Eligibility: Jan. 1, 2003**

**2021 International Record: 0-2-1**

## WORLD CUP AND OLYMPIC QUALIFICATION AWAIT

With the resumption of Youth National Team programming in fall 2021, the U-20 Men's Youth National Team kicked off the 2022-23 cycle early. New head coach Mikey Varas led the U.S. against top competition at November's Revelations Cup and will spend the first part of 2022 preparing the squad for June's Concacaf U-20 Championship. For the first time, the regional championship will serve as qualification for both the 2023 FIFA U-20 World Cup and the 2024 Olympics in Paris.



# MIKEY VARAS

**Head Coach: U.S. Under-20 Men's Youth National Team**  
**Hometown: San Francisco, Calif.**

Mikey Varas joined U.S. Soccer in November 2021 as head coach of the Under-20 Men's Youth National Team.

Varas came to U.S. Soccer after serving as an assistant coach for FC Dallas under former head coach Luchi Gonzalez for three seasons. Fueled by a number of standout Homegrown players from the club's vaunted academy, Dallas reached the MLS Cup playoffs in both of Varas' full seasons on staff. Those players included defenders Reggie Cannon, Justin Che and Bryan Reynolds, midfielders Paxton Pomykal, Brandon Servania and Tanner Tessmann as well as forwards Jesus Ferreira and Ricardo Pepi. All eight of those players spent time with the senior U.S. Men's National Team while playing for Varas at FCD.

Varas joined FC Dallas in fall 2017 as head coach of the U-16 team after he connected with Gonzalez, then FCD's Academy director, while the two pursued their U.S. Soccer "A" Coaching Licenses in 2013. FC Dallas signed nine Homegrown players during Varas' tenure and during his first year on staff, Homegrowns played almost 5,000 more minutes than the previous season. In March of 2019, Dallas tied an MLS record by playing seven Homegrowns in one match, which was against the Colorado Rapids.

Prior to FC Dallas, Varas worked with the Sacramento Republic academy and was named U.S. Soccer Development Academy West Conference U-14 Coach of the Year for the 2016-17 season.

A San Francisco Bay Area native, Varas played four years at the University of San Francisco and trained in Chile for a season with the CD Santiago Wanderers before shifting to focus on coaching. He studied at clubs in Argentina, Italy and Spain before launching his career on the touchline in the San Francisco suburbs with Burlingame Soccer Club. Varas also spent time as Director of Coaching for Burlingame's Gamer Futsal School and Regional Coordinator for the NorCal Premier Soccer Player Development Program. He served as head coach of U-12, U-17 and U-19 teams at De Anza Force in the ECNL before joining the U.S. Soccer Development Academy with Sacramento in 2016.

In addition to his U.S. Soccer "A" Coaching License, Varas is fluent in Spanish and holds a Master's degree in Kinesiology with an emphasis in Physical Education from Fresno Pacific University.

## 2021 U.S. U-20 MYNT RESULTS

**Overall Record: 0-2-1 (GF: 2, GA: 7)****U-20 International Record: 0-2-1 (GF: 2, GA: 7)**

Date	Opponent	Result	Goalscorers	Location
Nov.10	Brazil*	0-4 L	-	Celaya, Mexico
Nov. 13	Colombia*	1-1 T	Clark	Celaya, Mexico
Nov. 15	Mexico*	1-2 L	Luna	Celaya, Mexico

*Goal Scorers: Clark, Luna / \*2021 Revelations Cup*

## 2021 U.S. UNDER-20 MYNT STATISTICS (2001 Birth Year)

Name	Pos.	2021 Overall Stats				2021 International Stats				Career U-20 Caps/Goals	
		GP/GS	G	A	Y/R	GP/GS	Min	G	A		Y/R
Aaronson, Paxten	M	2/1	0	0	1	2/1	106	0	0	1	2/0
Borto, Alexander	GK	1/1	0	0	0	1/1	90	0	0	0	1
Che, Justin	D	3/3	0	0	0	3/3	270	0	0	0	3/0
Clark, Caden	M	2/2	1	0	0	2/2	131	1	0	0	2/1
Cowell, Cade	F	2/2	0	1	0	2/2	151	0	1	0	2/0
Edelman, Daniel	M	2/1	0	0	0	2/1	105	0	0	0	2/0
Garay, Jeremy	M	1/1	0	0	0	1/1	87	0	0	0	1/0
Greene, Jacob	D	2/1	0	0	0	2/1	102	0	0	0	2/0
Gutierrez, Brian	F	3/2	0	0	0	3/2	181	0	0	0	3/0
Henry, Kobi	D	2/2	0	0	0	2/2	180	0	0	0	2/0
Leyva, Daniel	M	2/2	0	0	0	2/2	165	0	0	0	2/0
Luna, Diego	M	2/1	1	0	0	2/1	119	1	0	0	2/1
McGlynn, Jack	M	2/1	0	0	0	2/1	118	0	0	0	2/0
Neal, Jalen	D	3/3	0	0	0	3/3	225	0	0	0	3/0
Pierre, Kayden	D	3/1	0	0	1	3/1	130	0	0	1	3/0
Pukstas, Rokas	M	2/1	0	0	1	2/1	73	0	0	1	2/0
Rodriguez, Missael	F	0/0	0	0	0	0/0	0	0	0	0	0/0
Sanogo, Malick	F	3/1	0	0	0	3/1	69	0	0	0	3/0
Sealy, Dante	F	2/1	0	0	1	2/1	106	0	0	1	2/0
Slonina, Gabriel	GK	2/2	0	0	0	2/2	180	0	0	0	2
Sullivan, Quinn	F	1/1	0	0	0/1	1/1	73	0	0	0/1	1/0
Walls, Casey	D	2/1	0	0	0	2/1	135	0	0	0	2/0
Wiley, Caleb	D	3/2	0	0	0	3/2	157	0	0	0	3/0
Own Goal			0					0			
<b>TOTAL</b>		<b>3/3</b>	<b>2</b>	<b>1</b>	<b>4/0</b>	<b>3/3</b>	<b>270</b>	<b>2</b>	<b>1</b>	<b>4/1</b>	
<b>Opponents</b>		<b>3/3</b>	<b>7</b>	<b>0</b>	<b>0/0</b>	<b>3/3</b>	<b>270</b>	<b>7</b>	<b>0</b>	<b>0/0</b>	

## GOALKEEPING STATISTICS

Name	2021 Overall Stats					2021 International Stats					Career U-20 W-L-T	
	GP/GS	W-L-T	GF	GA	SO	GP/GS	Min	W-L-T	GF	GA		SO
Borto, Alexander	1/1	0-0-1	1	1	0	1/1	90	0-0-1	1	1	1	1.00
Slonina, Gabriel	2/2	0-2-0	1	6	0	2/2	180	0-2-0	1	6	1	3.00
<b>TOTAL</b>	<b>3/3</b>	<b>0-2-1</b>	<b>2</b>	<b>7</b>	<b>1</b>	<b>3/3</b>	<b>270</b>	<b>1-0-1</b>	<b>4</b>	<b>2</b>	<b>2</b>	<b>0.67</b>
<b>Opponents</b>	<b>3/3</b>	<b>2-0-1</b>	<b>7</b>	<b>2</b>	<b>1</b>	<b>3/3</b>	<b>270</b>	<b>0-1-1</b>	<b>2</b>	<b>4</b>	<b>1</b>	<b>1.33</b>

## ALL-TIME U.S. RESULTS • FIFA U-20 WORLD CUP

## 22ND FIFA UNDER-20 WORLD CUP - POLAND '19

Date	Opponent	Result	U.S. Goals	Location	Attendance
May 24	Ukraine	1-2 L	Servania	Bielsko-Biala, Poland	4,310
May 27	Nigeria	2-0 W	Soto (2)	Bielsko-Biala, Poland	3,427
May 30	Qatar	1-0 W	Weah	Tychy, Poland	3,651
June 4	France	3-2 W	Soto (2), Rennicks	Bydgoszcz, Poland	8,469
June 8	Ecuador	1-2 L	Weah	Gdynia, Poland	6,389
<b>Champion: Ukraine</b>			<b>Runner-up: Korea Republic</b>	<b>USA Finish: 6th place</b>	

## 21ST FIFA UNDER-20 WORLD CUP - KOREA REPUBLIC '17

Date	Opponent	Result	U.S. Goals	Location	Attendance
May 22	Ecuador	3-3 D	Sargent (2), De la Torre	Incheon, Korea Republic	3,886
May 25	Senegal	1-0 W	Sargent	Incheon, Korea Republic	5,864
May 28	Saudi Arabia	1-1 D	Lennon	Daejeon, Korea Republic	5,460
June 1	New Zealand	6-0 W	Sargent, Lennon, Ebobisse Glad, Trusty, Kunga	Incheon, Korea Republic	5,667
June 4	Venezuela	1-2 L (AET)	Ebobisse	Jeonju, Korea Republic	2,671
<b>Champion: England</b>			<b>Runner-up: Venezuela</b>	<b>USA Finish: 6th place</b>	

## 20TH FIFA UNDER-20 WORLD CUP - NEW ZEALAND '15

Date	Opponent	Result	U.S. Goals	Location	Attendance
May 30	Myanmar	2-1 W	Tall, Hyndman	Auckland, New Zealand	5,816
June 2	New Zealand	4-0 W	Jamieson, Hyndman, Arriola, Rubin	Auckland, New Zealand	15,678
June 5	Ukraine	0-3 L	—	Auckland, New Zealand	7,694
June 10	Colombia	1-0 W	Rubin	Wellington, New Zealand	6,062
June 14	Serbia	0-0 D (5-6 PK)	—	Auckland, New Zealand	10,826
<b>Champion: Serbia</b>			<b>Runner-up: Brazil</b>	<b>USA Finish: 7th place</b>	

## 19TH FIFA UNDER-20 WORLD CUP - TURKEY '13

Date	Opponent	Result	U.S. Goals	Location	Attendance
June 21	Spain	1-4 L	Gil	Istanbul, Turkey	4,133
June 24	France	1-1 T	Cuevas	Istanbul, Turkey	4,120
June 27	Ghana	1-4 L	O'Neill	Kayseri, Turkey	4,873
<b>Champion: France</b>			<b>Runner-up: Uruguay</b>	<b>USA Finish: 22nd place</b>	

## 17TH FIFA UNDER-20 WORLD CUP - EGYPT '09

Date	Opponent	Result	U.S. Goals	Location	Attendance
Sept 26	Germany	0-3 L	—	Suez, Egypt	25,000
Sept. 29	Cameroon	4-1 W	Arguez, Taylor, Duka, Ownby	Suez, Egypt	28,000
Oct. 2	Korea Rep.	0-3 L	—	Suez, Egypt	27,000
<b>Champion: Ghana</b>			<b>Runner-up: Brazil</b>	<b>USA Finish: 17th place</b>	

## 16TH FIFA UNDER-20 WORLD CUP - CANADA '07

Date	Opponent	Result	U.S. Goals	Location	Attendance
June 30	Korea Rep.	1-1 T	Szetela	Montreal, Canada	55,800
July 3	Poland	6-1 W	Adu (3), Szetela (2), Altidore	Montreal, Canada	35,801
July 6	Brazil	2-1 W	Altidore (2)	Ottawa, Canada	36,559
July 9	Uruguay	2-1 W AET	Bradley, own goal	Toronto, Canada	19,526
July 14	Austria	1-2 L AET	Altidore	Toronto, Canada	19,526
<b>Champion: Argentina</b>			<b>Runner-up: Czech Republic</b>	<b>USA Finish: 7th place</b>	



## 15TH FIFA WORLD YOUTH CHAMPIONSHIP – NETHERLANDS '05

Date	Opponent	Result	U.S. Goals	Location	Attendance
June 11	Argentina	1-0 W	Barrett	Enschede, Netherlands	10,500
June 14	Germany	0-0 T	—	Enschede, Netherlands	10,350
June 18	Egypt	1-0 W	Peterson	Enschede, Netherlands	7,600
June 21	Italy	1-3 L	Freeman	Enschede, Netherlands	7,000
<b>Champion: Argentina</b>			<b>Runner-up: Nigeria</b>	<b>USA finish: 11th place</b>	

## 14TH FIFA WORLD YOUTH CHAMPIONSHIP – UNITED ARAB EMIRATES '03

Date	Opponent	Result	U.S. Goals	Location	Attendance
Nov. 29	Paraguay	3-1 W	E. Johnson, Magee, Convey	Abu Dhabi, UAE	3,500
Dec. 2	Germany	1-3 L	Whitbread	Abu Dhabi, UAE	6,000
Dec. 5	Korea Rep.	2-0 W	Johnson (2)	Abu Dhabi, UAE	8,000
Dec. 8	Cote d'Ivoire	2-0 W	Mapp, Johnson	Dubai, UAE	3,210
Dec. 12	Argentina	1-2 L AET	Convey	Abu Dhabi, UAE	15,500
<b>Champion: Brazil</b>			<b>Runner-up: Spain</b>	<b>USA finish: 5th place</b>	

## 13TH FIFA WORLD YOUTH CHAMPIONSHIP – ARGENTINA '01

Date	Opponent	Result	U.S. Goals	Location	Attendance
June 17	China	0-1 L	—	Mendoza, Argentina	7,500
June 20	Chile	4-1 W	Beasley (2), Davis, Buddle	Mendoza, Argentina	5,500
June 23	Ukraine	1-1 T	Arena	Mendoza, Argentina	7,000
June 27	Egypt	0-2 L	—	Buenos Aires, Argentina	
<b>Champion: Argentina</b>			<b>Runner-up: Ghana</b>	<b>USA finish: 13th place</b>	

## 12TH FIFA WORLD YOUTH CHAMPIONSHIP – NIGERIA '99

Date	Opponent	Result	U.S. Goals	Location	Attendance
April 5	England	1-0 W	Califf	Kano, Nigeria	19,000
April 8	Japan	1-3 L	Futagaki	Bauchi, Nigeria	9,000
April 11	Cameroon	3-1 W	Twellman (2), Bocanegra	Bauchi, Nigeria	9,000
April 15	Spain	2-3 L	Twellman (2)	Port Harcourt, Nigeria	15,600
<b>Champion: Spain</b>			<b>Runner-up: Japan</b>	<b>USA finish: 11th place</b>	

## 11TH FIFA WORLD YOUTH CHAMPIONSHIP – MALAYSIA '97

Date	Opponent	Result	U.S. Goals	Location	Attendance
June 17	China	1-0 W	West	Alor Setar, Malaysia	9,769
June 19	Ireland	1-2 L	Flores	Alor Setar, Malaysia	6,200
June 22	Ghana	0-1 L	—	Alor Setar, Malaysia	5,000
June 25	Uruguay	0-3 L	—	Shah Alam, Malaysia	8,000
<b>Champion: Argentina</b>			<b>Runner-up: Uruguay</b>	<b>USA finish: 15th place</b>	

## 9TH FIFA WORLD YOUTH CHAMPIONSHIP – AUSTRALIA '93

Date	Opponent	Result	U.S. Goals	Location	Attendance
March 7	Turkey	6-0 W	Baba, Joseph (2), Faklaris (3)	Melbourne, Australia	15,732
March 9	England	0-1 L	—	Melbourne, Australia	9,274
March 11	Korea Rep.	2-2 T	Kelly, Zavagnin	Melbourne, Australia	12,972
March 14	Brazil	0-3 L	—	Adelaide, Australia	12,000
<b>Champion: Brazil</b>			<b>Runner-up: Ghana</b>	<b>USA finish: 8th place</b>	

## 7TH FIFA WORLD YOUTH CHAMPIONSHIP – SAUDI ARABIA '89

Date	Opponent	Result	U.S. Goals	Location	Attendance
February 17	Mali	1-1 T	Snow	Jeddah, Saudi Arabia	35,000
February 20	East Germany	2-0 W	Dayak, Snow	Jeddah, Saudi Arabia	10,000
February 22	Brazil	1-3 L	Dayak	Jeddah, Saudi Arabia	25,000
February 25	Iraq	2-1 W	Henderson, Brose	Taif, Saudi Arabia	18,000
February 28	Nigeria	1-2 L AET	Snow	Jeddah, Saudi Arabia	40,000
March 3	Brazil	0-2 L	—	Riyadh, Saudi Arabia	65,000
<b>Champion: Portugal</b>			<b>Runner-up: Nigeria</b>	<b>USA finish: 4th place</b>	

## 6TH FIFA WORLD YOUTH CHAMPIONSHIP – CHILE '87

Date	Opponent	Result	U.S. Goals	Location	Attendance
October 11	Bulgaria	0-1 L	—	Antofagasta, Chile	18,000
October 14	Saudi Arabia	1-0 W	Unger	Antofagasta, Chile	5,000
October 17	West Germany	1-2 L	Constantino	Antofagasta, Chile	3,500
<b>Champion: Yugoslavia</b>			<b>Runner-up: West Germany</b>	<b>USA finish: 11th place</b>	

## 4TH FIFA WORLD YOUTH CHAMPIONSHIP – MEXICO '83

Date	Opponent	Result	U.S. Goals	Location	Attendance
June 3	Uruguay	2-3 L	Hooker, Perez	Guadalajara, Mexico	17,821
June 5	Cote d'Ivoire	1-0 W	Gelnovatch	Puebla, Mexico	11,836
June 8	Poland	0-2 L	—	Puebla, Mexico	16,103
<b>Champion: Brazil</b>			<b>Runner-up: Argentina</b>	<b>USA finish: 11th place</b>	

## 3RD FIFA WORLD YOUTH CHAMPIONSHIP – AUSTRALIA '81

Date	Opponent	Result	U.S. Goals	Location	Attendance
Oct. 3	Uruguay	0-3 L	—	Brisbane, Australia	17,200
Oct. 6	Qatar	1-1 T	Devey	Brisbane, Australia	10,122
Oct. 8	Poland	0-4 L	—	Brisbane, Australia	8,264
<b>Champion: West Germany</b>			<b>Runner-up: Qatar</b>	<b>USA finish: 15th place</b>	

# U.S. UNDER-19 MEN'S YOUTH NATIONAL TEAM

**2022 Age Eligibility: Jan. 1, 2004**

The U.S. U-19 MYNT program, along with the U-16 Men's Youth National Team, began its first year of programming in 2016 as a part of an overall commitment to player development. U.S. Soccer now has a total of eight youth National Teams for both its men's and women's programs: U-14, U-15, U-16, U-17, U-18, U-19, U-20 and U-23.

The additions create two separate programming tracks for even-birth year players and odd-birth year players to allow for a more consistent approach toward development and additional opportunities for players to participate in National Team events and matches.

The pool for the U-19s will be brought to a number of training camps over the course of the year in order to expose more players of this age to the National Team camp environment as well as give activity to the younger group of players in the pool competing for a spot with the U-20 MYNT.

# U.S. UNDER-18 MEN'S YOUTH NATIONAL TEAM

**2022 Age Eligibility: Jan. 1, 2005**

The U.S. Under-18 Men's Youth National Team serves as a transition to the Under-20 Men's Youth National Team. This age group forms the core of the team that will attempt to qualify for the 2025 FIFA U-20 World Cup.

The U-18 MYNT player pool will be brought to a number of domestic and international training camps and tournaments in order to expose more players to the National Team camp environment as well as provide programming for the younger group of players competing for a spot with the U-20 MYNT.

[USMNT](#)[MNT History](#)[World Cup History](#)[Programs](#)[Competitions](#)[U.S. History & Info](#)

# U.S. UNDER-17 MEN'S YOUTH NATIONAL TEAM

**Head Coach: Gonzalo Segares**  
**2022 Age Eligibility: Jan. 1, 2006**

## ROAD TO PERU

With the resumption of programming in fall 2021, the U-17 Men's Youth National Team got a jump on the upcoming 2022-23 cycle, which will culminate with the 2023 FIFA U-17 World Cup in Peru. This year, head coach Gonzalo Segares will work on preparing his players for the Concacaf U-17 Championship, which will qualify four teams to the World Cup.



# GONZALO SEGARES

**Head Coach: U.S. Under-17 Men's Youth National Team**

**Born: Oct. 13, 1982**

**Hometown: San Jose, Costa Rica**

Gonzalo Segares was appointed head coach of the Under-17 Men's Youth National Team in October 2021. He joined U.S. Soccer in January 2020 as head coach of the Under-15 Boys' National Team, bringing 18 years of experience as a player and coach in the United States.

Segares entered the youth coaching ranks immediately after his retirement as a player in 2014, joining the Federation in the midst of his fourth season with Chicago-area U.S. Soccer Development Academy club FC United, where he served as assistant academy director and head coach for the U-14 and U-16/17 squads.

Before assuming his position at FC United in 2016, Segares coached for the Fire Academy, leading the U-15/16 squad for the 2015-16 season as well as serving as an assistant for the Fire's U-14 and U-17/18 teams. He was on the sideline as an assistant when the Fire took home the 2015 U-17/18 Academy Championship and guided the U-15/16 squad to a fourth-place finish in 2016. Segares also spent three seasons as a volunteer assistant with DePaul University.

Segares holds a U.S. Soccer "A" Coaching License and also participated in the Elite Formation Coaching License, a partnership between the French Football Federation and Major League Soccer.

The defender made more than 250 appearances with the Fire in his 10-year career, helping the club to the Lamar Hunt U.S. Open Cup title in 2006. At the international level, he earned 19 caps with Costa Rica, bringing the Ticos to the brink of the 2009 Concacaf Gold Cup Final and qualification to the 2010 FIFA World Cup.

Chicago's Defender of the Year in 2007, Segares served as a stalwart on the Fire backline from 2005-09 and 2010-14. He spent spring 2010 with Apollon Limassol in the Cypriot First Division, helping the club to a cup championship and third-place league finish.

Segares was drafted in the third round of the 2005 MLS SuperDraft after a standout career at Virginia Commonwealth University. An All-American and finalist for the Hermann Trophy his senior year with the Rams, the Costa Rican was twice named Colonial Athletic Association Defensive Player of the Year. He earned all-conference honors during his sophomore, junior and senior seasons. Prior to his time in Richmond, Segares came up through the academy of Costa Rican powerhouse Saprissa.

The defender has also been very involved with the Chicago Fire Foundation, being recognized with the 2014 Modern Hispanic Gentleman award in Chicago for his charitable work with the community. Additionally, he has served as a spokesperson for Gift of Hope, an organ and tissue donor network.

## ALL-TIME RESULTS – FIFA U-17 WORLD CUP

### 15TH FIFA U-17 WORLD CUP – BRAZIL '19

Date	Opponent	Result	U.S. Goals	Location	Attendance
Oct. 27	Senegal	1-4 L	Busio	Cariacica, Brazil	4,266
Oct. 30	Japan	0-0 D	--	Cariacica, Brazil	3,878
Nov. 2	Netherlands	0-4 L	--	Goiania, Brazil	1,305
<b>Champion: Brazil</b>			<b>Runner-up: Mexico</b>	<b>USA finish: 20th place</b>	

### 14TH FIFA U-17 WORLD CUP – INDIA '17

Date	Opponent	Result	U.S. Goals	Location	Attendance
Oct. 6	India	3-0 W	Sargent, Durkin, Carleton	New Delhi, India	46,312
Oct. 9	Ghana	1-0 W	Akinola	New Delhi, India	17,500
Oct. 12	Colombia	1-3 L	Acosta	Navi Mumbai, India	22,263
Oct. 16	Paraguay	5-0 W	Weah (3), Carleton, Sargent	New Delhi, India	34,895
Oct. 21	England	1-4 L	Sargent	Goa, India	16,148
<b>Champion: England</b>			<b>Runner-up: Spain</b>	<b>USA finish: 7th place</b>	

### 13TH FIFA U-17 WORLD CUP – CHILE '15

Date	Opponent	Result	U.S. Goals	Location	Attendance
Oct. 17	Nigeria	0-2 L	–	Santiago, Chile	20,637
Oct. 20	Croatia	2-2 T	C. Pulisic, Vazquez	Viña del Mar, Chile	21,893
Oct. 23	Chile	1-4 L	Vazquez	Viña del Mar, Chile	19,321
<b>Champion: Nigeria</b>			<b>Runner-up: Mali</b>	<b>USA finish: 21st place</b>	

### 11TH FIFA U-17 WORLD CUP – MEXICO '11

Date	Opponent	Result	U.S. Goals	Location	Attendance
June 19	Czech Republic	3-0 W	Guido, E. Rodriguez, Koroma	Torreón, Mexico	15,083
June 22	Uzbekistan	1-2 L	Koroma	Torreón, Mexico	4,133
June 25	New Zealand	0-0 T	–	Torreón, Mexico	8,556
June 30	Germany	0-4 L	–	Querétaro, Mexico	16,191
<b>Champion: Mexico</b>			<b>Runner-up: Uruguay</b>	<b>USA finish: 12th place</b>	

### 10TH FIFA U-17 WORLD CUP – NIGERIA '09

Date	Opponent	Result	U.S. Goals	Location	Attendance
Oct. 26	Spain	1-2 L	McInerney	Kano, Nigeria	19,500
Oct. 29	Malawi	1-0 W	Shinsky	Kano, Nigeria	13,780
Nov. 1	UAE	1-0 W	McInerney	Ijebu-Ode, Nigeria	9,000
Nov. 4	Italy	1-2 L	Palodichuk	Kaduna, Nigeria	11,301
<b>Champion: Switzerland</b>			<b>Runner-up: Nigeria</b>	<b>USA finish: 12th place</b>	

### 9TH FIFA U-17 WORLD CUP – SOUTH KOREA '07

Date	Opponent	Result	U.S. Goals	Location	Attendance
Aug. 20	Tajikistan	3-4 L	Bates, Garza, Schuler	Changwon, South Korea	4,570
Aug. 23	Tunisia	1-3 L	Jeffrey	Changwon, South Korea	3,115
Aug. 26	Belgium	2-0 W	Urso, Bates	Cheonan, South Korea	4,000
Aug. 30	Germany	1-2 L	Bates	Cheonan, South Korea	15,069
<b>Champion: Nigeria</b>			<b>Runner-up: Spain</b>	<b>USA finish: 16th place</b>	

### 8TH FIFA U-17 WORLD CHAMPIONSHIP – PERU '05

Date	Opponent	Result	U.S. Goals	Location	Attendance
Sept. 17	North Korea	3-2 W	Soroka, Nakazawa, Zimmerman	Chiclayo, Peru	15,200
Sept. 20	Italy	3-1 W	Sarkodie, Nakazawa, Soroka	Chiclayo, Peru	15,240
Sept. 23	Ivory Coast	1-1 T	Hall	Lima, Peru	12,000
Sept. 26	Netherlands	0-2 L	–	Trujillo, Peru	9,000
<b>Champion: Mexico</b>			<b>Runner-up: Brazil</b>	<b>USA finish: 5th place</b>	

## 7TH FIFA U-17 WORLD CHAMPIONSHIP – FINLAND '03

Date	Opponent	Result	U.S. Goals	Location	Attendance
Aug. 14	South Korea	6-1 W	Adu (3), Owens, Watson, Curfman	Lahti, Finland	3,240
Aug. 17	Sierra Leone	2-1 W	Gonzalez, Adu	Lahti, Finland	4,950
Aug. 20	Spain	0-2 L	—	Lahti, Finland	3,825
Aug. 24	Brazil	0-3 L	—	Turku, Finland	6,150
<b>Champion: Brazil</b>			<b>Runner-up: Spain</b>	<b>USA finish: 5th place</b>	

## 6TH FIFA U-17 WORLD CHAMPIONSHIP – TRINIDAD &amp; TOBAGO '01

Date	Opponent	Result	U.S. Goals	Location	Attendance
Sept. 14	Japan	0-1 L	—	Bacolet, Tobago	7,000
Sept. 16	France	3-5 L	Magee, own goal, E. Johnson	Bacolet, Tobago	7,000
Sept. 19	Nigeria	0-2 L	—	Bacolet, Tobago	7,000
<b>Champion: France</b>			<b>Runner-up: Nigeria</b>	<b>USA finish: 15th place</b>	

## 5TH FIFA U-17 WORLD CHAMPIONSHIP – NEW ZEALAND '99

Date	Opponent	Result	U.S. Goals	Location	Attendance
Oct. 10	New Zealand	2-1 W	Thompson, Donovan	Auckland, New Zealand	14,103
Oct. 13	Poland	1-1 T	Donovan	Auckland, New Zealand	10,265
Oct. 16	Uruguay	1-0 W	Onyewu	Auckland, New Zealand	7,643
Oct. 20	Mexico	3-2 W	Beasley, Cila, Beckerman	Auckland, New Zealand	7,483
Oct. 24	Australia	2-2 T (6-7 pk)	Donovan, Onyewu	Christchurch, New Zealand	6,500
Oct. 27	Ghana	0-2 L	—	Auckland, New Zealand	15,675
<b>Champion: Brazil</b>			<b>Runner-up: Australia</b>	<b>USA finish: 4th place</b>	

## 4TH FIFA U-17 WORLD CHAMPIONSHIP – EGYPT '97

Date	Opponent	Result	U.S. Goals	Location	Attendance
Sept. 6	Oman	0-4 L	—	Alexandria, Egypt	22,000
Sept. 8	Brazil	0-3 L	—	Alexandria, Egypt	20,000
Sept. 11	Austria	4-0 W	Rupsis, Twellman (2), Totten	Port Said, Egypt	4,000
<b>Champion: Brazil</b>			<b>Runner-up: Ghana</b>	<b>USA finish: 11th place</b>	

## 3RD FIFA U-17 WORLD CHAMPIONSHIP – ECUADOR '95

Date	Opponent	Result	U.S. Goals	Location	Attendance
Aug. 3	Ecuador	0-2 L	—	Quito, Ecuador	28,000
Aug. 5	Japan	1-2 L	Redmond	Quito, Ecuador	12,000
Aug. 8	Ghana	0-2 L	—	Quito, Ecuador	28,000
<b>Champion: Ghana</b>			<b>Runner-up: Brazil</b>	<b>USA finish: 15th place</b>	

## 2ND FIFA U-17 WORLD CHAMPIONSHIP – JAPAN '93

Date	Opponent	Result	U.S. Goals	Location	Attendance
Aug. 22	Czech Republic	1-2 L	Cooks	Kyoto, Japan	8,200
Aug. 24	Colombia	2-2 T	Venditti, Armas	Kyoto, Japan	4,500
Aug. 26	Qatar	5-1 W	Venditti, Moore, Cooks (3)	Kyoto, Japan	3,700
Aug. 29	Poland	0-3 L	—	Hiroshima, Japan	2,854
<b>Champion: Nigeria</b>			<b>Runner-up: Ghana</b>	<b>USA finish: 7th place</b>	

## 1ST FIFA U-17 WORLD CHAMPIONSHIP – ITALY '91

Date	Opponent	Result	U.S. Goals	Location	Attendance
Aug. 16	Italy	1-0 W	Dunne	Montecatino, Italy	3,200
Aug. 20	Argentina	1-0 W	McKeon	Viareggio, Italy	1,200
Aug. 22	China PR	3-1 W	Beachum, Montoya, McKeon	Viareggio, Italy	2,000
Aug. 25	Qatar	1-1 T (4-5 pk)	Kelly	Montecatino, Italy	2,000
<b>Champion: Ghana</b>			<b>Runner-up: Spain</b>	<b>USA finish: 5th place</b>	



## 3RD FIFA U-16 WORLD TOURNAMENT – SCOTLAND '89

Date	Opponent	Result	U.S. Goals	Location	Attendance
June 10	Brazil	1-0 W	I. Baba	Aberdeen, Scotland	3,300
June 12	East Germany	2-5 L	N. Baba, Wood	Aberdeen, Scotland	2,300
June 14	Australia	2-2 T	Wood, Haskins	Aberdeen, Scotland	3,500
<b>Champion: Saudi Arabia</b>			<b>Runner-up: Scotland</b>	<b>USA finish: 10th place</b>	

## 2ND FIFA U-16 WORLD TOURNAMENT – CANADA '87

Date	Opponent	Result	U.S. Goals	Location	Attendance
July 12	Ecuador	1-0 W	Crawley	Saint John, N.B.; Canada	1,000
July 14	Ivory Coast	0-1 L	—	Saint John, N.B.; Canada	2,200
July 16	Korea Rep.	2-4 L	S. Snow, Deering	Saint John, N.B.; Canada	2,250
<b>Champion: Soviet Union</b>			<b>Runner-up: Nigeria</b>	<b>USA finish: 14th place</b>	

## 1ST FIFA U-16 WORLD TOURNAMENT – CHINA PR '85

Date	Opponent	Result	U.S. Goals	Location	Attendance
July 31	Guinea	0-1 L	—	Beijing, China	80,000
Aug. 2	Bolivia	2-1 W	McPhail, Pride	Beijing, China	40,000
Aug. 4	China PR	1-3 L	Pride	Beijing, China	60,000
<b>Champion: Nigeria</b>			<b>Runner-up: West Germany</b>	<b>USA finish: 12th place</b>	

## U.S. SOCCER'S UNDER-17 RESIDENCY PROGRAM

### Bradenton, Fla.

After establishing a blueprint for creating a successful every day training environment, the U.S. Soccer Under-17 Men's National Team Residency Program completed its final semester in the Spring of 2017 after 18 years at the IMG Academy in Bradenton, Fla.

Started in 1999, the Residency Program created an elite training environment for the best youth players in the country by focusing on daily training to improve their development. Eight years later, the success of the Residency Program helped guide the 2007 launch of U.S. Soccer's Development Academy, which took the Residency Program model down to the club level during its 13-year run, guiding elite development environments at the club level across the country, providing tens thousands of players the opportunity to improve.

## U.S. Soccer Under-17 Residency Alumni Register

NAME	RESIDENCY SEMESTERS	NAME	RESIDENCY SEMESTERS	NAME	RESIDENCY SEMESTERS
Ababio, Eddie	F04, S05	Altamirano, Jose	F06, S07	Arvizu, David	F04-05*
Abolfathi, Dersu	F06, S07	<b>Aldidore, Jozy</b>	<b>F04, 05*, S06</b>	Asensio, Carlos	16, S17
Acosta, George	16, S17*	Amaya, Adonis	F11, 12	Ashe, Corey	F01-S03*
<b>Acosta, Kellyn</b>	<b>10, S11*</b>	Ambrose, Michael	F08, 09	Avila, Eric	F03, 04, S05
<b>Adams, Tyler</b>	<b>F14, 15*</b>	Amon, Joe	10, S11*	Ayah, Atsough	F09, S10
<b>Adu, Freddy</b>	<b>S02, 03*, S04</b>	Ampaipitakwong, Tony	F03, 04, S05	Ayala, Fernando	F03
<b>Agbssoumonde, Gale</b>	<b>S07, S08</b>	Angking, Isaac	16, S17	Badr, Samir	F07, 08, S09
<b>Agudelo, Juan</b>	<b>F08, 09*</b>	Arellano, Hugo	F13, 14, 15*	Bailey, Vernon	F11
Ajdkiewicz, Patrick	S16	Arevalo, Estanilao	F07	<b>Baird, Corey</b>	<b>F11, 12, S13</b>
Akale, Mukwelle	12, S13	Arguez, Bryan	F04-S05	Balogun, Michael	04, S05
<b>Akinola, Ayo</b>	<b>16, S17*</b>	Arjona, Julio	08, S09	Barajas, Edgar	F05, S06
Akwari, Nelson	99*	Armstrong, Matt	F04	Barber, Grayson	S17
Aldape, Ricardo	F10	Arreolo, Eder	07-S08	Barerra, Danny	F05, 06
Allen, Jordan	S11	Arrieta, Martin	S10	Barone, Giuseppe	S15
Alston, Kevin	F03, 04, 05*	<b>Arriola, Paul</b>	<b>F10, S11*</b>	Barson, Chad	F07

NAME	RESIDENCY SEMESTERS
Bartlow, Ethan	S17
Bates, Mykell	F05, 06, S07*
<b>Beasley, DaMarcus</b>	<b>99*</b>
Beckerman, Kyle	99*
Bencomo, Jose	F16
Bendik, Joe	S05
Besagno, Nikolas	F04, S05*
Bolin, Danny	99
Booth, Taylor	F16, S17*
Borja, Carlos	04, S05
<b>Bradley, Michael</b>	<b>F02, 03, S04</b>
Braima, George	F13, 14, 15
Bramall, Alex	F07, S08
Brooks, Alandus	S04
Brown, Cameron	F05
Brown, Jonathan	F08, S09
Budnik, Alexander	16, S17*
Bumpass, Brandy	F05, S06
Burnett, Ive	S10
Caldwell, Jeff	F12, S13
Caldwell, Scott	F06, 07, S08
Calix, Jorge	F11, S12
Calvillo, Eric	F13, 14, 15*
Canales, Jonathan	F08, S09
Canouse, Russell	10
Capano, Craig	S00, 01*
Cardona, Keith	F09*
Carleton, Andrew	S16*
Carr, Bryce	S07
Carranza, Jose	S14
Carroll, Zach	S11*
Carter, Lonnie	F06
Castano, Santiago	S10
Celis, Bryan	S10
Chang, Andrew	F09, S10
Chavez, Victor	F09*
Chevannes, Adrian	F02, S03*
Chillemi, Filippo	S99
Christensen, Paul	F11, 12, S13
Chun, David	00, S01*
Cila, Jordan	99*
Colaluca, Nicolas	S02
Coleman, Kevin	F13
Collier, Jonathan	F04, S05
Constant, Matthew	S15
<b>Convey, Bobby</b>	<b>99*</b>
Corea, Dustin	F08, S09
Corriveau, Nicko	S10
Cortez, Victor	F04, S05
Countess, D.J.	99*
Craven, Andrew	F07, 08, 09*
Cregan, Bryce	F12
Cristobal, Jerome	F09, S10
Cronin, Steve	99*
Cropper, Cody	S09
Cruz, Pablo	F07
Cummings, Chris	S07
Curfman, Steven	F02-S03 *
Cutler, Kenny	99*
Da Silva, Pierre	F13, 14, 15*
Dal Pra, Michael	F03, 04
Davies, Kyle	F05, 06

NAME	RESIDENCY SEMESTERS
Davis, Sean	F08, 09
De La Torre, Kevin	F10, S11
De Point, Nikkye	F13, 14, 15
Defreitas-Hansen, Nicolas	F16
Del Rosario, Lucas	F14, 15
<b>Delgado, Marco</b>	<b>F10, S11</b>
Detter, Justin	F99
Dieterich, Tanner	F13, 14, 15*
dIRimondo, John	F01, 02, S03*
Dixon, Alex	06, S07
Doholis, Mikhhail	S10
Dominguez, Bryan	S06, 07*
Donovan, Conor	F11, 12, S13
<b>Donovan, Landon</b>	<b>99*</b>
Duarte, Christian	S11
Duran, Marlon	F07, 08, 09*
Duran, Ruben	F10
Durkin, Christopher	16*
Duvernay, Caleb	S12
Echevarria, Steven	F11, S12, S13
Eckhardt, Greg	05, S06
Edgar, Richard	F03, 04, 05*
Edwards, Earl	F07, 08, 09*
Edwards, Michael	S16
Elney, Sebastian	F12, S13
Escudero, Ronaldo	F13, F14, F15
Farfan, Gabriel	F03, 04, S05*
Farfan, Michael	F03, 04, S05*
Fehr, Mobi	F10, S11*
Fender, Holden	S10
Fernandez, Collin	S13
Ferri, Blaine	16, S17*
Finley, Ryan	F06, 07
Fiore, Daniel	S00
Flores, Cristian	S09
Flores, Daniel	F10, S11
Flores, Junior	F11, 12, S13
Foe Nuphaus, Jean-Julian	S16
Folk, Greg	F03, S04
Forbes, Erik	F01
Foss, Patrick	F10, S11
Freeman, Hunter	F00, S01
Freitas, Tyler	S16
Gaines, McKenzie	14, 15
Gallardo, Joe	F14, 15*
Garces, Justin	16, S17*
<b>Garza, Greg</b>	<b>F06, 07*</b>
Garza, Victor	F08
<b>Gaven, Eddie</b>	<b>F01, 02, S03*</b>
Germani, Chris	F02, S03*
Giallombardo, Andrew	F04, 05
Gijon, Irvin	F09, S10
<b>Gil, Luis</b>	<b>08, 09*</b>
Glad, Justen	S13
Gloster, Christopher	16, S17*
Gogic, Alek	F11, S12
Gomez, Jose	02, S03
Gonzalez, Eduardo	F06
Gonzalez, Eric	F09, S10
Gonzalez, Guillermo	F01, 02, S03*
<b>Gonzalez, Omar</b>	<b>S05*</b>
Goslin, Christopher	16*

NAME	RESIDENCY SEMESTERS
Grande, Carlos	S10
Graye, Jordan	F03
Grazier, Brian	02, S03*
Gregorio, Adolfo	99*
Griffin, Gray	00, 01*
Guido, Alejandro	F09, 10, S11*
Gulley, Kellen	F09, 10, S11
Gurrieri, Kyle	F13, S14
Gutierrez, Jaime	F07, 08
<b>Gyau, Joe</b>	<b>F07, 08, S09</b>
Haberkorn, Trevor	F10
Hahn, Adam	S02
Hall, Jeremy	F03, 04, 05*, S06
Hamilton, Wade	10, S11*
Harrington, Mike	F01, 02, S03*
Harrison, Drew	02, S03
Harvey, Jordan	00, S01*
Haupt, James	S10
Hegardt, Jared	F10
Heislitz, Marius	S12
Helton, Kyle	02, S03*
Henderson, Jesse	F03
Henry, Donovan	F07, 08, S09
Heredia, Angel	F11, 12, S13
Herold, Zachary	F07, 08, 09*
Hickey, Brody	S10
Hidalgo, Rodrigo	F02, 03, S04
Horton, Aaron	F07
Hundley, Matthew	F16, S17
Huynh, Benjamin	S16
Ibeagha, Christian	F06
Ibisevic, Elvir	S15
Ibrahim, Fuad	06, S07*
Igwe, Amaechi	F04, 05*, S06
Jackson, Bryan	99*
Jackson, Larry	06, S07*
Jackson, Tevin	S06
Jambusaria, Sagar	S10
Jamieson IV, Bradford	F11, 12, S13
Jeffrey, Jared	F05, 06, F07*
Jeffries, AJ	S11
Jerome, Stefan	F07, 08, 09*
Jimenez, Christian	F02, 03, S04
Jimenez, Hector	S05
Johnson, David	F00, S01*
<b>Johnson, Eddie</b>	<b>00, S01*</b>
Johnson, Paul	00, S01*
Jones, Malcolm	F12, S13
Jones, Quantrell	16, S17
Jones, Zyen	16, S17
Jordan, Cameron	F03, S04
Kabala, Gyllain	F11, 12
Kafai, Danya	F11, S12
Kalis, Ian	F05, S06
Kalso, Kellen	99*
Kelly, Daniel	F05*, S06
Kelly, Keegan	F14, 15
Kempin, Jonathan	F08, S09
King, Brendan	F06, 07*
King, Brett	S04
King, Michael	S11
Kirk, Quavas	F03, 04, F05*

NAME	RESIDENCY SEMESTERS	NAME	RESIDENCY SEMESTERS	NAME	RESIDENCY SEMESTERS
<b>Kitchen, Perry</b>	<b>F07, 08, 09*</b>	Molinar, Temi	S06	Rein, Marcus	F02, 03, S04
Klute, Chris	07*	<b>Moore, Shaquell</b>	<b>F11, 12, S13</b>	Renken, Charles	07, 08, S09
Kohl, Nathan	S13	Muñoz, Rolando	F12, S13	Requejo Jr., John	F11, 12, S13
Koroma, Alfred	08, 09, S11*	Murillo, Antonio	S11	Restrepo, Diego	F05*, S06
Kunga, Lagos	F14, F15	Murphy, Ian	S16	<b>Reynolds Jr., Bryan</b>	<b>F16, S17*</b>
Lambo, Josh	F05, 06, F07*	Muyil, Alex	F10, S11	Rice, Elijah	F13, 14, 15
Lancos, Chris	00, 01*	Nagy, Cole	F10	Richardson, Carter	S13
Laverde, Fernando	S11	Najem, Adam	10, S11	Riches, Spencer	08, 09*
Lederman, Ben	S16	Nakazawa, Kyle	F03, 04, 05*	Rickards, Patrick	F04
Lee, Brandon	F05, 06	Nance, Matt	F11	Riffett, Zach	S00
Lema, Christopher	F11, 12, S13	Nash, Joel	F08	Ritaccio, Carlo	F16, S17
Lemoine, Niccolo	S16	Navarro, Jonathan	F13	Rivera, Raul	S99
Lemus, Edson	F07	Nelson, John	F13, 14, 15*	Roberts, Matt	99
Lennon, Riggs	S10	Nelson, TJ	06	Robinson, DeAndre	F11, S12
Levy, Axel	06, S07	Newton, Evan	F03, 04, S05	Rodriguez, Esteban	10, S11*
Lewis, Cameron	S02	Nimo, Alex	S07*	Rodriguez, Marco	S00
<b>Lichaj, Eric</b>	<b>F03, 04, 05, S06</b>	Norton, Reed	S11	Rodriguez, Mario	F09, 10, S11*
<b>Lindley, Cameron</b>	<b>S12</b>	Nuñez, Cesar	04, S05	Rodriguez, Mario	S00
Lindsey, Jaylin	F16, S17*	Ochoa, David	S17	<b>Rogers, Robbie</b>	<b>F02, S03</b>
Loera, David	F13	Ogunsola, Tomiwa	F01, 02, S03	Rolon, Gonzalo	F12
Lopez, Eric	14, 15*	Okugo, Amobi	F06, 07	Romero, Abraham	F13
Louro, Evan	F11, 12, S13	Okwuonou, Boyd	F08, 09*	Rosas, Alberto	F08
Luna, Edwin	F10	Oliver, Andrew	F09, 10, S11	<b>Rubin, Rubio</b>	<b>F11, 12, S13</b>
MacMath, Zac	F06, 07*	<b>Olosunde, Matthew</b>	<b>F13, 14, 15*</b>	Rueckner, Bryant	F03, 04, F05*
MacVane, David	F05, S06	<b>Onyewu, Oguchi</b>	<b>99*</b>	Rutherford, Dean	F11
Madison, Darius	S10	Oot, Brandon	F02, S03	Saad, Soony	F08, S09
Maggee, Mike	F00, 01	Orozco, Emilio	F07, 08, 09	Salkicic, Tarik	10, S11*
Malki, George	F08, S09	Ortega, Danny	S05	Sanchez, Estuardo	F03
<b>Mapp, Justin</b>	<b>S00, 01*</b>	Ortega, Oscar	F09, S10	Sandbo, Stephen	F02, 03*, S04
Marfuggi, Phil	F01, 02, S03*	Owens, Brandon	F01, 02, S03*	<b>Sands, James</b>	<b>16, S17*</b>
Mariscal, Ernesto	F04, S05	Pacheco, Brian	F12	Sands, William	16, S17
Marosevic, Peri	F04, 05, S06	Palazzolo, AJ	S14	<b>Sargent, Joshua</b>	<b>16, S17*</b>
<b>Marshall, Chad</b>	<b>F00, S01</b>	<b>Palmer-Brown, Erik</b>	<b>S13</b>	Sarkodie, Kofi	F06, 07*, S08
Martin, Elijah	F11, 12, S13	Palodichuk, Nicholas	F09*	Sarkodie, Ofori	F03, 04, 05*
Martin, Greg	99*	Palomino, Marcelo	F16, S17	Sarle, Dominick	F08, 09*
Martinez, Carlos	F07, 08, 09*	Panchot, Logan	F13, 14, 15	Scanella, Jeff	F03, S04
Martinez, Cristian	F13	Pando, Dalton	F12	Schropp, Peter	F12, S13
Martir, Luis	S11	Paredes, Jesse	06, S07	Schuerman, Adam	00, 01*
Mascarenas, Brian	F02, S03	<b>Pearce, Heath</b>	<b>00, S01</b>	Schuler, Billy	07
Masch, Ryan	10	Pelosi, Marc	F09, 10, S11*	Scodari, Bruno	F11
Matzelevich, Eric	14, 15	Pereira, Alejandro	16, S17	Scott, Kristian	S10
McBean, Jack	S11*	Perez, Jose	S09	Segovia, Alejandro	F11
McCabe, Declan	F11	Perez, Josh	S15	Selemani, Athinga	12, S13
McCabe, Thomas	F13, 14, 15*	Perk, Brian	F04, S06*	Serna, Dillon	F10, S11*
<b>McCarty, Dax</b>	<b>F03, S04</b>	Perry, Trey	F06, 07	Sesay, Israel	F06, S07
McCrary, Jordan	F08, 09*	Peterman, Ryan	S05	Shaver, Tyler	S16, S17*
McDonald, Brandon	S02	Peterson, Jacob	F02, S03*	<b>Shea, Brek</b>	<b>06, 07*</b>
McGuire, Jake	F10, S11	Pfeffer, Zachary	S10	Shinsky, Alex	08, 09*
McInerney, Jack	F07, 08, 09*	Phillips, Shaquille	08, S09	Silva, Kevin	F13, 14, 15*
McIntosh, Kendall	10, S11*	Piña, Fernando	F09, 10, S11*	Simo, Chefik	00, 01
<b>McKennie, Weston</b>	<b>F13, 14, F15</b>	Pineda, Victor	F08, S09	Singh, Jay	F03
McLoughlin, Ellis	F05, 06, S07*	Pinho, Hunter	S16	Slonina, Nicholas	F16, S17
Melo, Nico	10, S11*	Polak, Tyler	F07, 08, 09*	Sloutsker, Adam	F03, S04
Meves, David	F06, S07	Politz, Kevin	F11, S12	Smith, Caleb	S13
Meyer, Aaron	S12	Polley, Miguel	F10, S11	Smith, Joel	F04
Meyer, Thomas	F05*^	Prpa, Luka	F14, 15	Smith, Nathan	F09, 10, S11*
Miller, Chase	F07, S08	<b>Pulisc, Christian</b>	<b>F13, F14*</b>	Soroka, Ryan	F03, 04, F05*
Miller, Chris	S06	Pulisc, William	F13, 14, 15*	Sorrentino, Joseph	F04, 05, S06
Millington, Nick	F06, 07, S08	<b>Quaranta, Santino</b>	<b>00, S01*</b>	Souders, Andrew	F09, 10, S11*
Mion, Alessandro	10, S11*	Ramirez, Francisco	F10	Speas, Ben	F07
Miranda, Jorge	12	Raynr, Evan	F06	<b>Spector, Jonathan</b>	<b>02, S03*</b>
Molano, Alex	F08, S09	Redding, Tommy	12, S13	Stephens, Michael	04, F05

NAME	RESIDENCY SEMESTERS
Stephenson, Erik	08, S09
Stone, Jordan	00, 01*
Storm, Colton	F10, S11
Stray, Miles	F14, F15
Sturgis, Nathan	F03, S04
Subotic, Neven	04, 05*
Swanson, Ben	F12, S13
Sylva, Joshua	F07
Sylvestre, Brian	F07, S08
<b>Szetela, Danny</b>	<b>F02, 03*, S04</b>
Taitague, Nick	F14, 15
Taiwo, Lawrence	S12
Tarr, Brandon	F05, S06
Taylor-Parkes, Raheem	S14
Temple, Tonny	16, S17
Tetro, Brandon	F11
Texeira, Sean	F13
Thompson, Abe	99*
Townsend, Jaret	S14
Trembly, Seth	99*
Tucakovic, Nedin	F11
Turner, Tyler	F11, 12, S13
Urso, Kirk	F05, 06, 07*
Uy, Matthew	06, S07
Valentin, Julian	F02, 03*, S04
Valentin, Zarek	F06
Vasquez, Arturo	16, S17
Vassilev, Indiana	F16, S17*
Vaughn, Chandler	16, S17
Veeder, Korey	F07, S08
Vega, Devin	F13, S14
Velasquez, Sebastian	F09
Velega, Alexis	F13, 14, 15*
Villalobos, Josh	S00, F01

NAME	RESIDENCY SEMESTERS
Villanueva, Jonathan	F03, S04
Villegas, Adrian	16, S17
Vogl, Eric	F01, 02, S03
Wade, Wesley	F11, 12, S13
Wagner, Blake	F03, 04, F05*
Wahl, Tyson	F00, S01
Walker, Kenneth	F03
Walker, Matthew	04
<b>Wallace, Anthony</b>	<b>04, 05, S06</b>
Ward, Tim	F02, 03, S04
Waspi, Taylor	F03, S04
Watson, Jamie	F02, S03*
Watts, Akil	16, S17*
Watts, Jared	F07, 08, 09*
Weber, Tristan	F16, S17
Wenzel, Daniel	F05, 06, F07*
Wileman, Chase	02, S03
Williams, Ford	F00, S01*
Williams, Sheanon	F05, 06, 07*
Wiltse, Mark	F03
Winn, Alan	F12, S13
Withers, Peter	F99
<b>Wright, Haji</b>	<b>F13, S14*</b>
Yates, Drew	F04
Yi, Alex	99*
Yomba, Dembakwi	F11, S12
Zaid, Danny	F10, S11
Zavaleta, Eriq	F08, 09*
Zelaya, Brian	F13, 14, F15
Zendejas, Alejandro	F13, 14, 15*
Ziemer, Thomas	F11
Zimmerman, Brandon	06, 07*
Zimmerman, Preston	04, 05*

**KEY:**

\* Player participated in a FIFA U-17 World Cup

F - Fall Semester Only

S - Spring Semester Only

**Bold players have been capped by the full USMNT**

^ Thomas Meyer was in residency during 2005, and later participated in the 2007 FIFA U-17 World Cup.

# NIKE INTERNATIONAL FRIENDLIES HISTORY



Beginning in 2001, U.S. Soccer's Nike International Friendlies were established to provide top-level competition for the U.S. Under-17 Men's National Team and have evolved into one of the premier annual events on the youth soccer calendar. It's become a highly-anticipated event by clubs and college coaches due to the emphasis on quality soccer and the top-level competition.

Due to stoppages in programming due to the global COVID-19 pandemic, the 2019 Nike Friendlies were the last edition contested. Held in November, the tournament

featured the U-17 MNT as well as the U-16 National Teams of the USA, Netherlands and Turkey. The U-16 BNT emerged with the tournament trophy after an exciting undefeated run. In its opener, the squad netted two goals in stoppage time to draw Netherlands at the brink 3-3. The U-16 BNT then proceeded to top its older counterparts 2-0 and fend off Turkey 3-2. Despite the results, the Dutch still had an opportunity to clinch first place on the final matchday, but a hard-fought 2-2 draw with the U-17 MNT saw the U-16 BNT at the top of the podium as both U.S. squads earned results in each one of their matches vs. international competition.

The USA went undefeated at the 2018 Nike Friendlies, but came up just short of taking home the tournament title. Facing Portugal, Turkey and Brazil, the U.S. played three evenly-matched, hard-fought games. The U-17s topped Turkey and struck first against Portugal and Brazil, but finished the tournament with a record of 1-0-2.

The 2017 edition of the Nike Friendlies featured the USA matched up with Brazil, England and Netherlands. The 2002 birth year group, who finished second at the CONCACAF U-15 Championship four months prior, were under the helm of head coach John Hackworth for the very first time. After falling to England just minutes away from a draw, Hackworth switched up the starting lineup against Netherlands, where the USA fell 5-1. In the tournament's final match against Brazil, the young group representing the U-17 MNT for the first time found their first result, drawing the tournament champions 1-1.

The USA re-gained the tournament crown at the 2016 Nike International Friendlies, putting in dominant performances in a 7-1 win vs. Portugal and 5-1 victory against Turkey to set up a winner-takes-all group finale vs. Brazil. A goal before halftime from Ayo Akinola gave way to an assured second-half performance as strikes from Josh Sargent and Timothy Weah pushed the USA to a 3-0 victory and its first Nike International Friendlies title since 2013.

The 2015 Nike Friendlies saw a young U.S. U-17 Men's National Team finish fourth in a strong field of teams which featured champions England, Netherlands and Brazil. At the 2014 event, the USA finished runner-up to Brazil in a tournament field that also included England and Australia. In 2013, the U.S., Brazil, England and Portugal made up the four-team field, with the U.S. winning the event with a victory over Brazil in the tournament's final match. It was the USA's second Nike Friendlies title in three years after also winning the 2011 title; Portugal won in 2012.

Originally, the U-17 MNT would face mainly U.S.-based club teams with an international opponent sprinkled in. That changed with the 2008 Winter Showcase in Lancaster, Calif., as the Nike Friendlies evolved beyond the capacity of its original IMG Academy home in Bradenton, Fla., with more than 140 teams participating in the tournament. By comparison, there were 19 teams at the inaugural 2001 competition.

By that time, it had become tradition to bring in international opponents for the U-17 MNT – and the Nike International Friendlies reached its current format. Australia and Brazil joined the U.S. U-17 MNT in 2008, and Brazil returned along with Portugal and the Netherlands in 2009. In 2010, it was Turkey, Brazil and Portugal, then, Turkey and Brazil were joined by France as the event shifted to Lakewood Ranch, Florida, near Bradenton in 2011.

The 2007 edition of the Nike Friendlies featured 54 teams, including the USA's 40-player Under-17 Residency Program and the U.S. Under-15 Boys' National Team, as well as the Under-17 National Teams of Brazil, Russia and Turkey. In 2006, the tournament included 53 teams in three different age groups, including three U.S. National Teams, a youth team from Italian club Juventus and the Brazil Under-17 National Team.

# U.S. UNDER-16 MEN'S YOUTH NATIONAL TEAM

**2022 Age Eligibility: Jan. 1, 20065**

The U-16 Men's Youth National Team program, along with the U-19 Men's Youth National Team, began its first year of programming in 2016 as a part of an overall commitment to player development. U.S. Soccer has a total of eight youth National Teams for both its men's and women's programs: U-14, U-15, U-16, U-17, U-18, U-19, U-20, and U-23.

The additions create different programming tracks for even birth year players and odd birth year players to allow for a more consistent approach toward development and additional opportunities for players to participate in national team events and matches.

With the launch of the YNT U-14 TID program in 2019, the U-15 and U-16 MYNT cycles each last for only one year. This year, 2007-birth year players make up the U-15 MYNT and 2006-birth year players are beginning the two-year U-17 MYNT cycle. Next year, the 2007-birth year players will become the U-16 MYNT.

# U.S. UNDER-15 MEN'S YOUTH NATIONAL TEAM

**2022 Age Eligibility: Jan. 1, 2007**

The U.S. U-15 Men's Youth National Team serves as a developmental and identification squad for potential future national team players. Based on recent results at older MYNT age groups as well as the full Men's National Team, the U-15 program is doing exactly that as numerous players have been able to move on and succeed at the next level.

The program is used to identify potential talent and prepare players for future involvement in international soccer. The players are introduced to a culture and style of play consistent throughout all of the U.S. Youth National Teams. The U-15 MYNT also addresses the importance of character development in areas like attitude, discipline, and commitment. In 2017, Concacaf launched a biennial regional championship for this age group, with the next edition set for 2023.

With the launch of the YNT U-14 TID program in 2018, the U-15 and U-16 MYNT cycles each last for only one year.

# YOUTH NATIONAL TEAMS U-14 TALENT IDENTIFICATION PROGRAM

With the objective to expand and improve the Men's Youth National Team player pool, U.S. Soccer launched the Youth National Teams Under-14 Talent Identification Program in 2019. This new scouting model functions as a collaboration between the U.S. Soccer Talent Identification department (TID) and the Youth National Teams Program.

Designed to discover and introduce a larger base of top talents at the U-14 age group into the scouting funnel of the older YNTs, a mini-camp format helps evaluate and inspire high-potential players while accelerating their development in an engaging and challenging environment.

The program starts with the in-market scouting process: players are observed in games and the top talents selected to attend YNT Identification Centers. Formerly known as Training Centers, Identification Centers are scheduled to be held in 25 key markets nationwide and will be overseen by U.S. Soccer TID Managers and YNT Network Scouts. These single-day sessions, hosted at local clubs or U.S. Soccer member organizations, gather more than 600 top talents each year in the U-14 and U-15 age groups. Depending on the number of top players identified in each market, YNT Identification Centers are held there two to three times each year in the fall, winter and spring.

Following the in-market scouting process, YNT U-14 TID Regional Mini-Camps bring together 80 of the best players from each of U.S. Soccer TID's three scouting regions – East, Central and West – for a three-game, round-robin competition. Overseen by the U-14 Boys' National Team Coach, the five-day camps feature four 20-player teams (one representing each scouting area) playing three games against each other.

After the Regional Mini-Camps, 60 players gather for a U-14 National Identification Camp. Roughly twenty players come from each region, but the roster may also include international-based players at this stage. Held for a full week in the vein of a traditional YNT training camp, the U-14 BNT head coach, all three boys' TID Managers and six U.S. Soccer Development Academy coaches will be on-hand to guide the camp.

The culmination of the new U-14 Identification Program comes when 20 players compete in an international event as a U.S. National Team, giving the selected players the opportunity to represent their country in their first international games. From there, players will have the opportunity to advance to the U-15 BNT and continue to progress through the YNT program pathway.

In addition to expanding the YNT player pool at its early stages, the new scouting and identification structure changes programming for U-14 players by allowing them more time to absorb core principles of the YNT philosophy and accelerate their development. Each region's best talents will compete against each other in three additional meaningful games. Additionally, travel is minimized through the first stages of the program, helping minimize days away from home, school and club.

The new program also offers the opportunity to bolster U.S. Soccer's national network of scouts to further their education and development while also building its connection with clubs across the country. While the U-14 BNT coach and TID Managers will be on-hand at Regional Mini-Camps, the four sub-regional teams will be coached by scouts from U.S. Soccer's YNT Scouting Network and local Development Academy coaches from the same area.

In recent years, the United States' play at the Youth National Team level has confirmed its status as a top youth nation in Concacaf and in the world. In existence since 1997, the U.S. Under-14 National Development Program is a major reason for increasing quality and quantity of young players vying for sports in the U.S. Youth National Teams program.

Prior to the YNT U-14 TID program's launch this year, the Under-14 National Development program kicked off in Aug. 1997, with the knowledge that to compete with the elite countries on the international level, the U.S. would have to build a base of players from the youth level up. The U-14 program continues to introduce young players to a level of soccer they would not otherwise see at such a young age and allows the country's top youths the chance to experience soccer at its highest level.



# U.S. SOCCER DEVELOPMENT ACADEMY

## OVERVIEW

Following a comprehensive review of elite player development in the United States and around the world, U.S. Soccer created the Development Academy in 2007, subsequently growing the program year over year until its 13th and final season in 2019-20. The Academy grew its programming to include a Girls' Development Academy in fall 2017.

The DA focused on positively impacting everyday club environments to maximize youth player development across the country. Driven by the game and its players, coaches and referees, the Academy's game-centric approach allowed for long-term development through a deep understanding of what makes players successful around the world. The program provided an optimum developmental environment for the nation's top youth soccer players, coaches and referees by emphasizing development through quality training and limited, meaningful competition using international rules of competition.

## ELITE STANDARDS

Academy teams spent a greater amount of time focused on training to improve as individuals and as a team. DA teams would train four times per week and receive direct feedback and evaluations from U.S. Soccer staff.


The program featured teams from the top youth clubs around the country. Each Academy team would play approximately 30 regular-season games during a 10-month fall-to-summer schedule to ensure games were meaningful. Games were also played according to FIFA's Laws of the Game and officiated by a pool of the nation's top young referees in order to prepare players for the next level of competition. U.S. Soccer National Team scouts regularly attended Academy games, so players were evaluated over the course of the season and in their natural positions, allowing for better player assessment.

## ACADEMY LAUNCHES GIRLS' DEVELOPMENT ACADEMY

In an effort to accelerate the development of world-class female players, U.S. Soccer launched the Girls' Development Academy Program in fall 2017. The Girls' Academy program focused on positively impacting the everyday club environments to assist in maximizing female youth player development across the country. The implementation of the Girls' Development Academy came as part of U.S. Soccer's global leadership position in women's soccer and impacted thousands of players. The program also worked alongside the NWSL and its efforts to support player development and the long-term growth of professional soccer.

## PROVEN SUCCESSES

While the program closed its doors in 2020, it dramatically impacted the player development process in the United States. During its operation, several hundred players from Academy clubs were included in U.S. Youth National Teams. Many former Academy players have signed with professional clubs both domestically and abroad. Virtually all college programs used the Academy program as a scouting vehicle, and the program received increased attention from professional scouts representing domestic and international clubs as it continued to mature.



## TONY LEPORE

### U.S. SOCCER DIRECTOR OF TALENT IDENTIFICATION

In March 2017, Lepore became the Director of U.S. Soccer Talent Identification Department, transitioning to the position after having been the Director of Scouting and serving as the technical lead for the U.S. Soccer Development Academy. Before joining U.S. Soccer full time as a Technical Advisor in 2006, Lepore was an Assistant Coach for six years with the U-14 and U-15 boys National Teams. As the Director of Talent Identification, Lepore oversees scouting for every U.S. Youth National Team on the Boys' and Men's side. The Madbury, N.H., native has been involved in youth soccer at all levels during his coaching career before joining U.S. Soccer.

## U.S. SOCCER TALENT ID MANAGERS

U.S. Soccer Talent ID Managers work closely with clubs in their respective geographic areas, building a close connection with U.S. Soccer and the Youth National Teams program by managing the scouting process in their regions. Talent ID Managers are at the forefront of player identification programs, including U.S. Soccer Youth National Team Talent Identification Centers, which are held nationwide throughout the year.

The group has decades of experience at the youth, professional, and international level and holds a major responsibility in assisting with the continued growth of youth soccer in the United States through both coaching and scouting.

### ROB IRVINE

**TALENT ID MANAGER - REGION: EAST**

### GARRETT BILLER

**TALENT ID MANAGER - REGION: CENTRAL**

### GABRIEL FARFAN

**TALENT ID MANAGER - REGION: WEST**

## U.S. Soccer YNT Identification Center Program

YNT Identification Centers are one of the main tactics of Talent Identification. YNT ID Centers are no-cost identification opportunities for U.S. Soccer Talent Identification Managers to evaluate and monitor top talents. U.S. Soccer, in conjunction with local clubs, hosts approximately 100 sessions each year in 24 key markets throughout the country. These invite-only training sessions provide opportunities for scout development, education, and mentoring, and help strengthen connection and collaboration between U.S. Soccer, clubs, and their constituents in local markets. Talent Identification Managers assess the top players from different clubs and markets in different combinations, cross-referencing talent across the nation. Each YNT ID Center is conducted with a particular focus to ensure our staff sees the widest variety of talent in different contexts. Over 5,000 boys and girls aged 12-16 attended U.S. Soccer YNT Identification Centers in 2017-18.

### PURPOSE

- U.S. Soccer YNT Identification Centers are free, single-day player identification opportunities for local players with the most potential to train under the direction of U.S. Soccer Talent Identification Managers
- U.S. Soccer Talent Identification Managers run YNT ID Centers to identify and compare the top talents and high-potential players nationwide for Youth National Team recognition

### PLAYER POOL

- Gender: Boys and Girls
- Ages: 12 to 16 years old
- Each U.S. Soccer YNT ID Center will feature a specific gender and age group
- Elite players from any team, club or organization are eligible to attend at no cost to the player upon invitation

### PLAYER SELECTION

- Players are discovered through three main pathways:
  - Coach or Club Director Recommendation
  - Scouting by U.S. Soccer at game or event
  - Talent Identification Manager Selection

### FACILITIES

- Local youth clubs, professional clubs, leagues or state associations provide the facility
- Training Centers are held in both indoor and outdoor venues depending on the time and place

### TRAINING

- U.S. Soccer Talent ID staff runs the events with the assistance of host site staff. U.S. Soccer staff may include Talent ID Managers, scouts, Youth National Team coaches and local club coaches
- Athletic trainers are present at every YNT ID Center

### COACH ATTENDANCE

- Youth and college coaches are welcome to attend and observe YNT ID Centers to further their own development

### PARENTS/VISITORS

- Like Youth National Team training environments, attendance by parents and non-coach spectators is not permitted unless otherwise specified

# U.S. BEACH SOCCER NATIONAL TEAM

**Major Competition: FIFA Beach Soccer World Cup (2023, biennial)**

## 2021 U.S. BEACH SOCCER MEN'S NATIONAL TEAM RESULTS

Date	Opponent	Result	Location
May 17	Turks and Caicos*	11-1 W	San Rafael de Alajuela, Costa Rica
May 18	Trinidad & Tobago*	5-2 W	San Rafael de Alajuela, Costa Rica
May 19	Costa Rica*	4-5 L	San Rafael de Alajuela, Costa Rica
May 21	Panama*	4-3 W	San Rafael de Alajuela, Costa Rica
May 22	Mexico*	5-2 W	San Rafael de Alajuela, Costa Rica
May 23	El Salvador*	4-6 L	San Rafael de Alajuela, Costa Rica
Aug. 19	Football Union of Russia^	4-5 L (OT)	Moscow, Russia
Aug. 21	Japan^	3-4 L	Moscow, Russia
Aug. 23	Paraguay^	4-9 L	Moscow, Russia

\*2021 Concacaf Beach Soccer Championship

^2021 FIFA Beach Soccer World Cup

## BEACH SOCCER HISTORY

Born on the beaches in Rio de Janeiro, Brazil, beach soccer has long been played informally on sandy shorelines around the world. Despite its South American roots, the game was codified in 1992 by a group in Los Angeles and one year later the first professional beach soccer competition was held at Miami Beach with the USA hosting Brazil, Argentina and Italy.

In 1994, the first World Championship was held for beach soccer in Rio de Janeiro, and the U.S. team had modest success with a second-place finish in 1995 and a third-place finish in 1997. FIFA recognized beach soccer beginning in 2005, and has staged four FIFA Beach Soccer World Cups. The first three tournaments were staged on the beaches of Rio in Brazil. In 2008, the tournament moved to Marseille, France, with the 2009 edition gracing the beaches of Dubai, United Arab Emirates. After 2009, the tournament became a biennial event, with the 2011 FIFA Beach Soccer World Cup taking place in Rome, Italy.

In 2005, qualifying for the Beach Soccer World Cup for the U.S. was a combined tournament with North and South America. Since then, CONCACAF has hosted its own Beach Soccer Qualifying Tournament, with the U.S. winning both the 2006 and 2007 editions before dropping two of the team's three matches in 2008 and failing to qualify for the 2008 FIFA Beach Soccer World Cup.

The U.S. kicked off 2013 by winning the CONCACAF Beach Soccer Championship in Nassau, the Bahamas, with a 5-4 overtime victory against El Salvador. The team qualified for the 2013 FIFA Beach Soccer World Cup by virtue of a 4-2 victory against Costa Rica in the semifinals.

At the 2013 FIFA Beach Soccer World Cup, the U.S. was drawn into Group A with Spain, host Tahiti and the United Arab Emirates. Despite a 6-4 victory against UAE in the final group game, the U.S. finished in third place and did not advance to the knockout rounds. The tournament started with a 5-4 loss to Spain, followed by a 5-3 loss in extra time to Tahiti that eliminated the team from the knockout rounds.

The U.S. team's attempt to qualify for the 2015 FIFA Beach Soccer World Cup began well, as the U.S. navigated through its group and past Jamaica in the Quarterfinal Round. The U.S. fell 4-3 to Mexico in a tight Semifinal affair and fell 5-2 to hosts El Salvador in the Third-Place match, failing to qualify for the final tournament in Portugal.

In 2017, the USA put on a valiant attempt to qualify for the 2017 FIFA Beach Soccer World Cup at the 2017 CONCACAF Beach Soccer Championship. The U.S. rolled past its group stage opponents, winning all three matches, but fell to Panama 6-4 in a tough Quarterfinal. The USA then defeated Jamaica and tournament hosts Bahamas to take fifth place in the CONCACAF tournament, thus failing to qualify for the Beach Soccer World Cup set to take place in Bahamas later in the year.

The USA returned to the world stage in 2019, qualifying for the World Cup in thrilling fashion. After emerging from the group stage with all nine points, including a hard-fought 3-2 win against Bahamas, the U.S. downed Guadeloupe 5-1 in the quarterfinals. With a World Cup berth in the balance, El Salvador awaited in the

semifinals. Despite never leading in regulation, a goal off a throw-in with just over a minute remaining tied things late. The match proceeded to penalties, and the USA sunk all five attempts to punch its ticket to Paraguay for the World Cup.

In 2021, the U.S. made it back-to-back World Cup appearances for the first time since 2006-2007. After a narrow loss to Costa Rica on its home sand saw the USA finish second in its group at the 2021 Concacaf Beach Soccer Championship, the Beach MNT edged Panama 4-3 on a late goal in the quarterfinals to set up a showdown with Mexico in the World Cup-clinching semifinals. The U.S. pulled away down the stretch to top El Tri 5-2 and punch its World Cup ticket before falling 6-4 to El Salvador in the championship match. At the World Cup in Russia, the USA put up a valiant effort but dropped all three matches, including an overtime 5-4 loss to eventual champion Football Union of Russia.

## ALL-TIME U.S. BEACH SOCCER WORLD CUP RESULTS

### 2019 FIFA Beach Soccer World Cup

Date	Opponent	Result	U.S. Goal Scorers
Nov. 26	Paraguay	1-5 L	Leopoldo
Aug. 19	Football Union of Russia	4-5 L (OT)	Perea (2), Canale (2)
Aug. 21	Japan	3-4 L	Silveira, Canale, Perea
Aug. 23	Paraguay	4-9 L	Silveira, Canale (2), Perea

### 2019 FIFA Beach Soccer World Cup

Date	Opponent	Result	U.S. Goal Scorers
Nov. 21	Switzerland	6-8 L	Leopoldo, Perera (2), Reyes (2), Santos
Nov. 23	Japan	3-4 L	Canale (2), Toth
Nov. 26	Paraguay	1-5 L	Leopoldo

### 2013 FIFA Beach Soccer World Cup

Date	Opponent	Result	U.S. Goal Scorers
Sept. 19	Spain	4-5 L	Futagaki, Perera, A. Chimienti, Valentine
Sept. 21	Tahiti	3-5 L (OT)	Own Goal, A. Chimienti, Perera
Sept. 23	United Arab Emirates	6-4 W	Perera (3), Canale (2), Leopoldo

### 2007 FIFA Beach Soccer World Cup

Date	Opponent	Result	U.S. Goal Scorers
Nov. 2	Spain	4-8 L	Xexeo, Ibsen, Albuquerque, A. Chimienti
Nov. 4	Iran	7-6 W	Nolz (2), A. Chimienti (2), Morales, Astorga, Ibsen
Nov. 6	Portugal	5-6 L (OT)	Astorga (2), Nolz, A. Chimienti, Albuquerque

### 2006 FIFA Beach Soccer World Cup

Date	Opponent	Result	U.S. Goal Scorers
Nov. 3	Japan	4-8 L	Xexeo, Farberoff, Morales, M. Chimienti
Nov. 5	Poland	4-2 W	A. Chimienti (2), Taguinod, Astorga
Nov. 7	Brazil	6-10 L	Xexeo (3), Astorga (2), Taguinod

### 2005 FIFA Beach Soccer World Cup

Date	Opponent	Result	U.S. Goal Scorers
May 9	Japan	2-3 L	Cazassus, Testa
May 10	Portugal	3-9 L	Braga, Astorga, Farberoff


## BASIC LAWS OF THE GAME

Beach Soccer is played on a field that is approximately 36 meters long and 27 meters wide. The game is played on sand that is a minimum of 40 centimeters deep and players must be barefoot. Five players, including a goalkeeper, are on the field at one time and play three 12-minute periods.

There are up to seven substitutes on the bench, and like futsal, there are unlimited substitutions. In instances where games cannot end in ties, the winner is decided by a three-minute overtime and then kicks from the penalty spot, which is an imaginary mark on an imaginary penalty area line nine meters from the goal.

#### Other rules include:

- After a ball goes out of bounds, it can be thrown or kicked back in play.
- Goalkeepers can pick up the first back pass from a teammate per possession.
- Players taking a free kick can make a small mound of sand to place the ball on.



# FRANCIS FARBEROFF

**Head Coach: U.S. Beach Soccer Men's National Team**  
**Hometown: Miami, Fla.**

Francis Farberoff was named head coach of the U.S. Men's Beach Soccer National Team in July 2020.

Farberoff captained the Beach MNT from 2003 to 2014, appearing in over 100 matches for the team during his 14-year international career. Shortly after his retirement in 2014, he joined the Beach MNT as an assistant coach and served in the role for five years. In 2019, he led the Beach Women's National Team as head coach during its first year of play.

The Beach MNT veteran is certified by FIFA and Concacaf as a Beach Soccer Instructor, authoring Concacaf's first technical manual on the sport. In 2019, he helped the Beach MNT return to the FIFA Beach Soccer World Cup for the first time in six years and led the Beach WNT to a fifth-place finish at its first-ever world competition, the 2019 World Beach Games. He has previously served as the acting Beach MNT head coach for a number of international matches.

As a player, Farberoff represented the USA at eight beach soccer world championship events, including four FIFA Beach Soccer World Cups. He won four Concacaf Beach Soccer Championships in seven appearances with the Beach MNT and took home tournament MVP honors at the 2006 competition in Costa Rica. In addition to his extensive FIFA and Concacaf experience, Farberoff played in Beach Copa Americas and international invitational tourneys around the globe.

Currently, Farberoff is based in Miami, Fla. and works as president of FBS-FC in Miami, leading a youth club of over 500 players and implementing beach soccer and futsal in training. He played four years of collegiate soccer at St. Thomas University outside Miami before launching his beach soccer career.

# U.S. FUTSAL NATIONAL TEAM

**Head Coach: Dusan Jakica**

**Major Competition: 2024 FIFA Futsal World Cup**

## FUTSAL HISTORY

Futsal is a sport that is derived from soccer and played with five-man teams on a basketball-style court, with no walls and a smaller, low-bouncing ball. It is unlike the sport of indoor soccer, which is played with six-man squads and walls on turf. Great soccer superstars such as Pele, Zico, and Ronaldo grew up playing futsal and credit the game with developing their skills.

The first FIFA Futsal World Cup was held in the Netherlands in 1989. In 1992 the U.S. Futsal Team set the mark for highest finish for a U.S. male National Team at a FIFA competition, with a second-place finish behind legendary indoor goalkeeper Victor Nogueira and stars from the Indoor leagues like Ted Eck, Jim Gabarra and Dale Irvine. The 1992 Team also included Jeff Agoos and Fernando Clavijo, who later appeared in World Cups for the full Men's National Team.

MISL and other U.S. indoor soccer leagues have been providing the Futsal Team with its player pool since the first games played in 1986. Former U.S. head coach Keith Tozer, an indoor coaching legend in his own right, was part of the inaugural team.

Futsal has experienced a massive growth in popularity and in 2008, the World Cup was expanded to 20 teams for the first time. Once seen as an amateur sport that players would use to hone their skills before transitioning to the outdoor game, many of the participating nations in the World Cup now sport their own professional futsal leagues and play dozens of full internationals a year. In 2014, futsal was implemented into U.S. Soccer Development Academy programming.

## FUTSAL RELAUNCH

The U.S. Futsal National Team returned to the court for the first time in five years in 2021 and qualified for the FIFA Futsal World Cup for the first time since 2008.

The program was relaunched in fall 2019 with new head coach Dusan Jakica, who hit the ground running with a number of talent identification camps. While the Futsal NT's scheduled build-up to the Concacaf Futsal Championship was interrupted by the global COVID-19 pandemic, Jakica prepared the team for a its most successful campaign in over a decade.

At the Concacaf Championship in Guatemala, the USA won its group with an undefeated run against El Salvador, Nicaragua and Cuba. Facing Dominican Republic in the World Cup-clinching semifinals, the U.S. emerged triumphant with a 2-0 win to punch its ticket to Lithuania 2021. The Futsal NT's runner-up finish was its best since 2004. The U.S. struggled against a very difficult group of Argentina, Iran and Serbia at September's World Cup, but the future remains bright for the Futsal National Team program.

All-Time Futsal Coaching History

Year	Coach	W-L-T	Pct.
1986-1996	John Kowalski	19-19-5	.500
1996-2016	Keith Tozer	33-50-15	.413
2021	Dusan Jakica	3-4-2	.444
<b>22-Year Totals</b>		<b>55-73-22</b>	<b>.440</b>

John Kowalski

Year	GP	W	L	T	Pct.
1986	5	2	3	0	.400
1987	9	4	4	1	.500
1989	8	6	1	1	.813
1992	10	5	3	2	.600
1995	4	1	3	0	.250
1996	7	1	5	1	.214
<b>6-year totals</b>	<b>43</b>	<b>19</b>	<b>19</b>	<b>5</b>	<b>.500</b>

Keith Tozer

Year	GP	W	L	T	Pct.
1996	4	3	1	0	.750
1998	7	2	4	1	.357
1999	2	1	0	1	.750
2000	5	4	1	0	.800
2002	4	2	1	1	.625
2003	3	2	1	0	.667
2004	17	7	6	4	.529
2007	9	2	5	2	.333
2008	11	4	5	2	.455
2011	6	0	6	0	.000
2012	3	1	2	0	.333
2013	3	3	0	0	1.000
2014	9	2	5	2	.333
2015	3	0	3	0	.000
2016	12	0	10	2	.083
<b>15-year totals</b>	<b>98</b>	<b>33</b>	<b>50</b>	<b>15</b>	<b>.413</b>

Dusan Jakica

Year	GP	W	L	T	Pct.
2021	9	3	4	2	.444
<b>1-year totals</b>	<b>9</b>	<b>3</b>	<b>4</b>	<b>2</b>	<b>.444</b>

U.S. FUTSAL ALL-TIME LEADERS

APPEARANCES

Player	Caps	Era
Bowers, Sean	35	1996-2004
Gabarra, Jim	30	1986-1996
Tschantret, Lee	30	1998-2007
Morris, Pat	29	2002-2008
Stewart, Matt	28	2007-2012
Beasley, Jamar	25	2004-2008
Ball, John	25	1999-2007
Windischmann, Mike	24	1986-1992

GOALKEEPERS

Player	Caps	Record	Era
Phillips, Brett	20	5-10-5	1995-2007
Lachowecki, A.J.	18	10-6-2	1986-1989
Nogueira, Victor	16	8-5-3	1992-2000
Orf, Otto	10	9-0-0	1996-2003
Petras, Doug	9	0-4-0	1996-1998
Waltman, Daniel*	8	3-5-0	2011-2013

GOALS

Player	Goals	Caps	Era
Gabarra, Jim	17	30	1986-1996
Morris, Pat	13	29	2002-2008
Stewart, Matt	12	28	2007-2012
Ervine, Dale	11	9	1992
Chiles, Kraig*	11	12	2011-2013
Eck, Ted	10	16	1992-2002
Brose, Dennis	9	13	1996-1999
Moser, Mark	9	11	1996-1998
Torres, Johnny	9	13	1999-2004
Wade, Wes	9	13	1996-2000

\* 2014-15 stats not included



## U.S. FUTSAL NATIONAL TEAM ALL-TIME INTERNATIONAL RESULTS

+ FIFA Indoor Tournament ++ Pan American Games

\* FIFA Futsal World Cup Qualifying \*\* FIFA Futsal World Cup

2021

Date	Opponent	Result	U.S. Goal Scorers	Location	Attendance
May 3	El Salvador*	1-1 T	Maciel	Guatemala City, Guatemala	n/a
May 4	Nicaragua*	4-2 W	Klepál (2), Buenfil, Pondecá	Guatemala City, Guatemala	n/a
May 5	Cuba*	4-2 W	Escobar (3), Gonzalez	Guatemala City, Guatemala	n/a
May 7	Dom. Rep.*	2-0 W	Araujo, Pondecá	Guatemala City, Guatemala	n/a
May 8	Guatemala*	2-2 T (5-4 W)	Gonzalez, Reget	Guatemala City, Guatemala	n/a
May 9	Costa Rica*	2-3 L	Gonzalez, Reget	Guatemala City, Guatemala	n/a
Sept. 14	Argentina**	0-11 L	—	Vilnius, Lithuania	n/a
Sept. 17	Iran**	2-4 L	—	Vilnius, Lithuania	n/a
Sept. 20	Serbia**	0-7 L	—	Vilnius, Lithuania	n/a

2016

Date	Opponent	Result	U.S. Goal Scorers	Location	Attendance
May 5	Canada*	3-5 L	Dos Santos, Harris, Mattos	San Jose, Costa Rica	—
May 4	Canada*	4-4 T	Tayou, Healey, Santana, Mattos	San Jose, Costa Rica	—
March 25	Argentina	4-7 L	Tavernese, Bond (2), Mattos	Buenos Aires, Argentina	—
March 24	Argentina	1-3 L	Bond	Buenos Aires, Argentina	—
Jan. 31	Montenegro	3-7 L	—	Umag, Croatia	—
Jan. 30	Montenegro	1-1 T	—	Umag, Croatia	—
Jan. 27	Slovenia	0-14 L	—	Koper, Slovenia	—
Jan. 26	Croatia	1-11 L	—	Umag, Croatia	—
Jan. 25	Slovenia	1-8 L	—	Umag, Croatia	—
Jan. 24	Croatia	2-8 L	—	Umag, Croatia	—

2015

Date	Opponent	Result	U.S. Goal Scorers	Location	Attendance
Nov. 6	Panama	3-4 L	—	San Jose, Costa Rica	—
Nov. 7	Venezuela	2-4 L	—	San Jose, Costa Rica	—
Nov. 8	Costa Rica	2-6 L	—	San Jose, Costa Rica	—

2014

Date	Opponent	Result	U.S. Goal Scorers	Location	Attendance
June 5	Qatar	5-1 W	—	Newcastle, England	—
June 6	Cyprus	1-1 T	—	Newcastle, England	—
June 8	England	1-1 T	—	Newcastle, England	—
June 12	France	3-5 L	Stauffer, Surprise, Perez	Milwaukee, Wis.	—
June 14	France	5-2 W	Radoncic, Surprise, Harris, Gibson, Santana	Milwaukee, Wis.	—
Aug. 26	Argentina	0-6 L	—	Buenos Aires, Argentina	—
Aug. 27	Argentina	0-2 L	—	Buenos Aires, Argentina	—
Aug. 29	Argentina	1-5 L	—	Mar del Plata, Argentina	—
Aug. 30	Argentina	3-5 L	—	—	—

2013

Date	Opponent	Result	U.S. Goal Scorers	Location	Attendance
June 6	England	2-1 W	Chiles	Newcastle, England	—
June 7	Malaysia	8-1 W	Millwood (5), Stauffer, Chiles (2)	Newcastle, England	—
June 9	Poland	4-2 W	Stauffer (2), Chiles, Healey	Newcastle, England	—

2012

Date	Opponent	Result	U.S. Goal Scorers	Location	Attendance
July 2	Panama*	2-5 L	Perez, Chiles	Guatemala City, Guatemala	2,510
July 3	Canada*	3-2 W	Healey, Perez, Chiles	Guatemala City, Guatemala	3,810
July 4	Guatemala*	1-2 L	Stewart	Guatemala City, Guatemala	6,046

## 2011

Date	Opponent	Result	U.S. Goal Scorers	Location	Attendance
Oct. 16	Uruguay	0-7 L	—	Manaus, Brazil	500
Oct. 17	Iran	0-8 L	—	Manaus, Brazil	850
Oct. 18	Belgium	7-10 L	Chiles (4), Stewart, Hughes, Stauffer	Manaus, Brazil	600
Oct. 20	Netherlands	2-5 L	Stewart, Hughes	Manaus, Brazil	450
Oct. 21	Belgium	1-4 L	Pinto	Manaus, Brazil	525
Oct. 22	Costa Rica	0-1 L	—	Manaus, Brazil	750

## 2008

Date	Opponent	Result	U.S. Goal Scorers	Location	Attendance
June 3	Haiti *	5-3 W	Beasley, Cabral, Farias, Naumoski, Stewart	Guatemala City, Guatemala	—
June 4	Panama *	1-1 T	Naumoski	Guatemala City, Guatemala	—
June 5	Costa Rica *	6-2 W	Beasley, Cabral, DeGeer, Morris, Naumoski, Stewart	Guatemala City, Guatemala	—
June 7	Guatemala *	0-4 L	—	Guatemala City, Guatemala	7,000
June 8	Panama *	7-1 W	Beasley, Morris (2), Rosenband, Stewart (3)	Guatemala City, Guatemala	—
Sept. 12	Japan	4-4 T	Apple, Farias, Morris, Stewart	Milwaukee, Wis.	250
Sept. 14	Japan	2-1 W	Beasley (2)	Milwaukee, Wis.	300
Sept. 30	Paraguay**	0-5 L	—	Rio de Janeiro, Brazil	4,012
Oct. 2	Italy**	1-6 L	Rosenband	Rio de Janeiro, Brazil	3,271
Oct. 4	Thailand**	3-5 L	Apple, Cabral, Morris	Rio de Janeiro, Brazil	3,908
Oct. 6	Portugal**	1-8 L	Naumoski	Rio de Janeiro, Brazil	3,908

## 2007

Date	Opponent	Result	U.S. Goal Scorers	Location	Attendance
May 24	Brazil	0-4 L	—	Jaragua do Sul, Brazil	—
May 27	Brazil	0-7 L	—	Brusque, Brazil	—
June 13	Spain	0-6 L	—	Cordoba, Spain	—
June 15	Spain	1-8 L	Hammes	Jaen, Spain	—
July 23	Argentina ++	2-5 L	Beasley, Hammes	Rio de Janeiro, Brazil	—
July 24	Ecuador ++	3-3 T	D'Ambra, Stewart, Cabral	Rio de Janeiro, Brazil	—
July 25	Costa Rica ++	6-5 W	Morris, Stewart (2), Hammes, Cabral (2)	Rio de Janeiro, Brazil	—
July 27	Guatemala ++	4-3 W	Tr. Dusosky, Morris (2), D'Ambra	Rio de Janeiro, Brazil	—
July 28	Cuba ++	2-2 T (5-4 PKs)	Ball, Tr. Dusosky	Rio de Janeiro, Brazil	—

## 2004

Date	Opponent	Result	U.S. Goal Scorers	Location	Attendance
May 18	Honduras*	5-1 W	Edgerton, Torres, Howes, Shanker, Kelly	Milwaukee, Wis.	217
May 20	Honduras*	2-0 W	Edgerton, Own goal	Milwaukee, Wis.	203
July 9	Mexico	3-1 W	Ball, Soell, Gilpatrick	Anaheim, Calif.	—
July 10	Mexico	3-3 T	White, Shanker, Guastafarro	Anaheim, Calif.	—
July 24	Panama*	2-2 T	Howes, Shanker	Heredia, Costa Rica	103
July 26	Guyana*	6-0 W	To. Dusosky (2), White (2), Shanker, Guastafarro	Heredia, Costa Rica	45
July 28	Cuba*	1-1 T	Guastafarro	Heredia, Costa Rica	71
July 30	Costa Rica*	4-0 W	Guastafarro, Howes (2), Shanker	Heredia, Costa Rica	2,741
July 31	Cuba*	2-0 W	Howes, D'Ambra	Heredia, Costa Rica	175
Sept. 17	Brazil	3-7 L	Tanzini, Torres (2)	Campo Grande, Brazil	—
Sept. 18	Brazil	2-9 L	Ball, To. Dusosky	Campo Grande, Brazil	—
Nov. 21	Italy **	3-6 L	Dusosky, Morris, Torres	Tao Yuan County, Taiwan	500
Nov. 23	Paraguay **	3-1 W	Torres, Tschantret, White	Tao Yuan County, Taiwan	500
Nov. 25	Japan **	1-1 T	Guastafarro	Tao Yuan County, Taiwan	500
Nov. 28	Argentina **	1-2 L	Torres	Taipei City, Taiwan	1,900
Nov. 29	Ukraine **	1-3 L	Torres	Taipei City, Taiwan	1,900
Dec. 1	Brazil **	5-8 L	Ball, Beasley (2), Butcher, White	Taipei City, Taiwan	1,900

## 2003

Date	Opponent	Result	U.S. Goal Scorers	Location	Attendance
Dec. 5	Canada	5-3 W	Butcher, Shanker (2), Morris, D'Ambrá	Anaheim, Calif.	250
Dec. 6	Guatemala	0-1 L	–	Anaheim, Calif.	325
Dec. 7	Mexico	7-0 W	D'Ambrá (3), Sloan, Lilavois, Morris, Butcher	Anaheim, Calif.	325

## 2002

Date	Opponent	Result	U.S. Goal Scorers	Location	Attendance
March 20	Canada	10-0 W	Lilavois (3), White (3), Bernal, Butcher, Morman, Thomas	Baltimore, Md.	250
March 21	Mexico	1-1 T	Gilpatrick	Washington, D.C.	405
Aug. 24	Brazil	1-9 L	White	Milwaukee, Wis.	1,507
Aug. 25	Mexico	7-4 W	Loftin (2), Morris (2), Namazi(2), Butcher	Milwaukee, Wis.	1,237

## 2000

Date	Opponent	Result	U.S. Goal Scorers	Location	Attendance
July 21	Puerto Rico *	5-0 W	Davis (2), Bowers, Loftin, Lilavois	Heredia, Costa Rica	450
July 23	Neth. Antilles *	7-0 W	Davis (2), Tschantret (2), Bowers, Suarez, Tirschman	Heredia, Costa Rica	550
July 25	Mexico *	3-2 W	Tirschman, Tschantret, Bowers	Heredia, Costa Rica	380
July 27	Cuba *	2-4 L	Tirschman, Wade	Heredia, Costa Rica	2,500
July 29	Mexico *	5-1 W	Loftin (3), Tschantret, Davis	Heredia, Costa Rica	2,900

## 1999

Date	Opponent	Result	U.S. Goal Scorers	Location	Attendance
Dec. 2	Korea Rep.	4-0 W	Eck (2), Brose, Tschantret	Singapore	4,000
Dec. 3	Holland	5-5 T	Eck (2), Dusosky, Tschantret, Torres	Singapore	4,000

## 1998

Date	Opponent	Result	U.S. Goal Scorers	Location	Attendance
Jan. 13	Italy	2-1 W	Bowers, Wade	Rio de Janeiro, Brazil	1,000
Jan. 14	Argentina	4-4 T	Wade (2), Troy, Julius	Rio de Janeiro, Brazil	800
Jan. 16	Belgium	5-4 W	Moser (3), Troy, McIntosh	Rio de Janeiro, Brazil	1,200
Jan. 17	Brazil	2-12 L	Donigan, Wade	Rio de Janeiro, Brazil	2,400
Oct. 15	Belgium	1-2 L	Troy	Rio de Janeiro, Brazil	500
Oct. 16	Brazil	1-8 L	Troy	Rio de Janeiro, Brazil	2,300
Oct. 17	Holland	1-6 L	Bowers	Rio de Janeiro, Brazil	1,600

## 1996

Date	Opponent	Result	U.S. Goal Scorers	Location	Attendance
Jan. 16	Australia	5-5 T	Smith (2), Snyder, Gabarra, Adair	Rio de Janeiro, Brazil	2,000
Jan. 17	Paraguay	3-9 L	Smith (2), Betts	Rio de Janeiro, Brazil	1,000
Jan. 18	Argentina	0-3 L	–	Rio de Janeiro, Brazil	500
Jan. 18	Brazil	1-4 L	Gabarra	Rio de Janeiro, Brazil	1,200
Sept. 1	Costa Rica *	4-1 W	Brose (2), Moser, Loftin	Guatemala City, Guat.	500
Sept. 3	Cuba *	3-5 L	McIntosh (2), Wade	Guatemala City, Guat.	3,000
Sept. 5	Guatemala *	7-3 W	Brose (3), Moser, Fernandez, Wade, Carbonara	Guatemala City, Guat.	3,000
Sept. 7	Cuba *	7-3 W	Carbonara (2), McIntosh (2), Wade (2), Moser	Guatemala City, Guat.	3,000
Nov. 24	Uruguay **	0-1 L	–	Segovia, Spain	2,100
Nov. 26	Italy **	2-4 L	Brose, Own goal	Segovia, Spain	500
Nov. 28	Malaysia **	10-2 W	Moser (3), Brose (2), Hunjak (2), Parry, McIntosh, Own goal	Segovia, Spain	500

1995

Date	Opponent	Result	U.S. Goal Scorers	Location	Attendance
Feb. 1	Australia	7-4 W	Woodberry (3), Borja (2), Vermes, Troy	Rio de Janeiro, Brazil	2,000
Feb. 2	Spain	1-6 L	Eck	Rio de Janeiro, Brazil	800
Feb. 4	Italy	4-6 L	Kia (2), Michallik, Ortiz	Rio de Janeiro, Brazil	2,000
Feb. 9	Spain	2-9 L	Troy, Eck	Rio de Janeiro, Brazil	1,000

1992

Date	Opponent	Result	U.S. Goal Scorers	Location	Attendance
Sept. 26	Belgium	2-4 L	Eichmann, Garvey	Antwerp, Belgium	100
Nov. 13	Hong Kong	6-0 W	Clavijo (2), Ervine (2), Gabarra, Eck	Hong Kong	250
Nov. 17	Russia **	8-3 W	Agoos (2), Borja (2), Clavijo, Woodberry, Fernandez, Ervine	Hong Kong	1,000
Nov. 19	Spain **	3-5 L	Gabarra, Ervine, Woodberry	Hong Kong	3,500
Nov. 21	China PR **	7-1 W	Borja (3), Gabarra (2), Ervine, Eck	Hong Kong	2,500
Nov. 23	Brazil **	2-2 T	Gabarra, Ervine	Hong Kong	4,500
Nov. 24	Holland **	3-3 T	Fernandez (2), Eck	Hong Kong	500
Nov. 25	Argentina **	6-3 W	Ervine (2), Schmetzer (2), Fernandez, Gabarra	Hong Kong	500
Nov. 27	Iran **	4-2 W	Ervine (3), Eck	Hong Kong	5,500
Nov. 28	Brazil **	1-4 L	Borja	Hong Kong	10,466

1989

Date	Opponent	Result	U.S. Goal Scorers	Location	Attendance
Jan. 6	Australia **	1-1 T	Eichmann	Amsterdam, Netherlands	1,500
Jan. 7	Zimbabwe **	5-1 W	Vermes (2), Murray, Windischmann, Ramos	Arnhem, Netherlands	500
Jan. 8	Italy **	4-1 W	Gabarra (2), Lachowecki, Goulet	Arnhem, Netherlands	4,000
Jan. 10	Argentina **	3-1 W	Vermes, Ramos, Vee	Arnhem, Netherlands	2,000
Jan. 11	Paraguay **	2-0 W	Vermes, Gabarra	Arnhem, Netherlands	1,700
Jan. 12	Brazil **	5-3 W	Lawson, Ramos, Gabarra, Goulet, Eichmann	Rotterdam, Netherlands	1,000
Jan. 14	Holland **	1-2 L	Gabarra	Rotterdam, Netherlands	2,500
Jan. 15	Belgium **	3-2 W	(ot)Vermes (2), Windischmann	Rotterdam, Netherlands	3,000

1987

Date	Opponent	Result	U.S. Goal Scorers	Location	Attendance
Feb. 9	Belgium +	1-1 T	Savic	La Coruña, Spain	3,500
Feb. 10	Spain +	2-3 L	Savic (2)	La Coruña, Spain	5,000
Feb. 11	Portugal +	3-4 L	Silvas, Gabarra, Savic	La Coruña, Spain	3,000
Feb. 12	Italy +	5-3 W	Gabarra (2), Goulet (2), Hellencamp	La Coruña, Spain	3,000
Sept. 13	Spain +	0-4 L	-	Brasilia, Brazil	1,500
Sept. 15	Paraguay +	0-2 L	-	Brasilia, Brazil	3,000
Sept. 16	Peru +	4-1 W	Smith, Fall, Jefferies, Kramer	Brasilia, Brazil	2,500
Sept. 17	Holland +	3-2 W	Tyma, Hayes, Kramer	Brasilia, Brazil	6,000
Sept. 18	Portugal +	6-2 W	Jefferies (2), Hayes, Glenn, Kramer, Smith	Brasilia, Brazil	1,000

1986

Date	Opponent	Result	U.S. Goal Scorers	Location	Attendance
Nov. 18	Holland +	1-4 L	Eichmann	Budapest, Hungary	2,000
Nov. 19	Italy +	7-3 W	Hellencamp (2), Windischmann (2), Savic, Gabarra, Laschoff	Budapest, Hungary	1,800
Nov. 19	Brazil +	4-5 L	Savic, Schlothauer, Tozer, Eichmann	Budapest, Hungary	2,100
Nov. 20	Peru +	4-2 W	Hellencamp, Savic, Tozer, Eichmann	Budapest, Hungary	2,000
Nov. 20	Spain +	3-4 L	Eichmann, Gabarra, Tozer	Budapest, Hungary	3,800

## ALL-TIME U.S. FUTSAL PLAYER REGISTER

Player	Caps	Goals	Era	Player	Caps	Goals	Era
Adair, Charles	4	1	1996	Johns, P.J.	4	0	1992
Agoos, Jeff	10	2	1992	Julius, Larry	4	1	1998
Apple, Mike	10	2	2008	Kafedic, Elvir	4	0	2007
Ball, John	27	4	1999-2007	Kelly, Danny	7	1	2004
Barber, Danny	3	0	1998	Klopas, Frank	3	0	1996
Beasley, Jamar	25	7	2004-2008	Koetters, Kevin	2	0	1999
Bernal, Steve	2	1	2002	Kramer, Art	4	3	1987
Betts, Jeff	4	1	1996	Lachowecki, A.J.	18	1	1986-1989
Black, Ralph	3	0	1996	Laschoff, Mike	5	2	1986
Borja, Hernan	11	7	1992-1995	Lawson, Doc	8	1	1989
Bowers, Sean	35	5	1996-2004	Lilavois, Bernie	10	5	2000-2004
Brauchele, Chris	5	0	1995	Loftin, Brian	14	7	1996-2002
Brose, Dennis	13	9	1996-1999	Lookingland, Michael	2	0	2007
Brown, Ricky	1	0	2002	Macias, Casey	4	0	2011
Butcher, Steve	10	5	2002-2004	Mariel, Esteban	6	0	2011
Cabral, Denison	16	6	2007-2008	Mariel, Manuel	6	0	2011
Caligiuri, Paul	4	0	1987	Maxom, David	7	0	1996-1998
Carbonara, Glenn	12	3	1996-2000	McAlister, Curtis	2	0	1995
Cavalcante, Ricardo	3	0	2013	McGregor, Dana	2	0	2007
Celenza, Giuiano	2	0	2004	McIntosh, Franklin	11	6	1996-1998
Chiles, Kraig	12	11	2011-2013	Michallik, Janusz	5	1	1995
Clavijo, Fernando	8	2	1992	Miller, Doug	3	0	2003
D'Ambra, Don	14	7	2003-2007	Millwood, Machel	6	5	2012-2013
Daryl, Doran	2	0	1999	Morman, Chris	3	1	2002-2004
Davis, Jeff	5	5	2000	Morris, Pat	29	13	2002-2008
DeGeer, Dan	6	1	2008	Moser, Mark	11	9	1996-1998
DiMaria, Jeff	3	0	2003	Muñoz, Carlos	2	0	2013
DaSilva, Nino	2	0	2004	Murray, Bruce	6	1	1989
Donigan, Dan	4	1	1998	Myers, Ptah	16	0	2007-2012
Draguicevich, Oscar	3	0	1996-1999	Namazi, Omid	5	2	2002-2003
Ducker, Andrew	2	0	2007	Naumoski, Sandre	16	4	2008-2013
Dusosky, Todd	17	5	1998-2004	Neely, Doug	4	0	1996
Dusosky, Troy	11	2	2002-2007	Nichols, Aaron	3	0	2013
Eck, Ted	16	10	1992-2002	Nogueira, Victor	16	0	1992-2000
Edgerton, Lee	2	2	2004	O'Brien, Leighton	1	0	2002
Eichmann, Eric	17	7	1986-1992	Orf, Otto	10	0	1996-2003
Eise, David	4	0	1996	Ortiz, Jeremy	6	0	2011
Ervine, Dale	9	11	1992	Ortiz, Rene	5	1	1995
Fall, Mike	4	1	1987	Oster, Ryan	3	0	2011
Farias, Chile	10	2	2008	Pardo, Boris	0	0	2012
Fernandez, George	20	5	1992-1996	Parry, Jon	4	1	1996-1998
Finnerty, Bryan	1	0	2004	Payton, Devin	1	0	2002
Gabarra, Jim	30	17	1986-1996	Perera, Nicolas	6	0	2011
Garvey, John	1	1	1992	Perez, Bryan	6	2	2012-2013
Gilpatrick, Dewayne	7	2	2003-2004	Petras, Doug	9	0	1996-1998
Glenn, Rudy	5	1	1987	Pierce, Toni	1	0	1987
Goulet, Brent	12	4	1987-1989	Pinto, Henrique	6	1	2011
Green, Dan	3	0	2002	Radoncic, Bato	7	0	
Gregor, Andrew	4	0	2003-2007				
Guastaferro, Andy	14	5	2004	2011-2013			
Hammes, Joe	15	3	2007-2008	Radwanski, Eddie	1	0	1992
Hattrup, Peter	3	0	1998	Ramos, Tab	8	3	1989
Hatzke, Matt	2	0	2008	Renfro, Grady	6	0	2011
Hayes, Tom	4	2	1987	Richey, Jeff	7	0	2007-2008
Healey, Patrick	6	2	2012-2013	Rivillo, Angel	4	0	2011-2012
Hellencamp, Chris	13	5	1986-1987	Robles, Alex	6	0	2011
Hileman, Scott	8	0	2002-2004	Rosenband, Andy	10	2	2007-2008
Howes, Greg	13	5	2002-2004	Rosenberg, Alec	1	0	2002
Hughes, Jeff	6	2	2011	Santana, Nelson	6	0	2011-2013
Hunjak, Goran	6	2	1996-1998	Savic, Zoran	9	7	1986-1987
Jacobson, Andrew	9	0	2003-2008	Schlothauer, Walt	5	1	1986
Jaurez, Freddy	2	0	2007	Schmetzer, Andy	10	2	1992
Jefferies, Mike	4	3	1987	Shanker, Joel	17	7	2003-2004
				Silvas, Tom	4	1	1987

Player	Caps	Goals	Era
Simpson, Mark	1	0	1999
Sloan, Kevin	3	1	2003
Smith, Peter	9	6	1987-1996
Snyder, Troy	8	1	1987-1996
Soell, Brian	2	1	2004
Sosa, John	3	0	2013
Stauffer, Lucas	11	4	2011-2013
Stewart, Matt	28	12	2007-2012
Suarez, Temoc	7	1	1999-2000
Susi, Aaron	4	0	2007
Swanner, Jamie	2	0	1986-1987
Tanzini, Matt	8	1	2002-2004
Ten Eyck, Kevin	3	0	2011-2012
Timbers, Josh	8	0	2000-2004
Tirschman, Matt	5	3	2000
Thomas, Mark	6	1	1998-2002
Torres, Johnny	13	9	1999-2004
Tovar, Enrique	8	0	2007
Tozer, Keith	5	3	1986
Trittschuch, Steve	2	0	1989

Player	Caps	Goals	Era
Troy, Rusty	11	6	1995-1998
Tschantret, Lee	32	7	1998-2007
Tyma, Tim	4	1	1987
Vanole, David	2	0	1989
Veee, Juli	8	1	1989
Vermes, Peter	11	7	1989-1995
Vorberg, Nick	12	0	2004-2013
Wade, Wes	13	9	1996-2000
Waltman, Daniel	8	0	2011-2013
White, Pat	23	8	1996-2004
Wiesner, Brett	5	0	2008
Windischmann, Mike	24	4	1986-1992
Woodberry, Terry	8	5	1992-1995
Zolgharnain, Kia	5	2	1995

**NOTE:** Statistics do not include complete caps and scoring details from 2014 or matches vs. Spain on June 13 & June 15, 2007. The team did not have any programming in 2017.



# DUSAN JAKICA

**Head Coach: U.S. Futsal National Team**

**Born: Sept. 15, 1972**

**Hometown: Eden Prairie, Minn.**

Dusan Jakica joined U.S. Soccer in Sept. 2019 as head coach of the Futsal National Team, relaunching a program that had been dormant since 2016. In 2021, he led the U.S. Futsal National Team to a runner-up finish at the Concacaf Futsal Championship and back to the FIFA Futsal World Cup for the first time since 2008.

After hitting the ground running with a number of talent identification camps in fall 2019, the Futsal NT's run-up to the Concacaf Futsal Championship was interrupted by the global COVID-19 pandemic. Still, Jakica assembled a talented squad for the rescheduled Concacaf Championship in spring 2021, where the USA won its group and defeated Dominican Republic to clinch its first World Cup berth in 13 years. The Futsal NT's second-place finish was its best since 2004.

Prior to joining U.S. Soccer, Jakica enjoyed a successful 15-year coaching career at the international, collegiate and youth levels and played for 12 years prior to joining the Federation.

A native of Serbia, Jakica spent six years as an assistant coach with the Serbia Futsal National Team and also led the University Team of Serbia at the 2014 EU Games. Holder of a UEFA B Pro License for Futsal, Jakica currently serves as a head coach with the Minnesota Thunder Academy and as a scout for the Minnesota United FC Academy.

With Serbia Futsal, Jakica primarily worked to develop young players for the highest level. As the head coach of the University of Novi Sad Men's Futsal Team from 2007-2015, Jakica led the squad to top three finishes at the Serbia University Futsal National Championships in eight of his nine years at the helm, including three national titles.

At the high school level, Jakica won numerous city and provincial titles, as well as guiding the High School of Mechanical Engineering, Novi Sad to a national championship in 2006 after a competition that involved more than 500 Serbian high schools. In 2014, he led the High School of Electrical Engineering, Novi Sad to a runner-up finish in the same tournament.

Jakica holds a FIFA Futsal Coaching Certificate, UEFA B and C licenses and a national license in Serbia. Fluent in English, Bosnian, Croatian, German, Serbian and Russian, Jakica also played professional soccer for 16 years in the former Yugoslavia.

# U.S. PARA 7-A-SIDE NATIONAL SOCCER TEAM

**Head Coach: Stuart Sharp**

## About Para 7-A-Side Soccer

The U.S. Para 7-a-Side Soccer Team is an elite program that selects players from across the United States in preparation for international standard competition. The National Team, in addition to challenge matches and invitational tournaments, competes in World Championships, Copa Americas, the Para PanAmerican Games and more.

To be eligible for Para 7-a-side soccer, athletes must be ambulatory and have a diagnosis of non-progressive brain damage that is associated with motor control dysfunction such as Cerebral Palsy, traumatic brain injury or stroke. More information about eligibility and the classification of athletes is available at ifcpf.com.

## Laws of the Game

Para 7-a-side soccer is a seven vs. seven game using the International Federation of Associated Football (FIFA) rules which have been slightly modified to accommodate the impairments of the players. The smaller field is 70 meters long and 50 meters wide with smaller goals which are five meters wide by two meters tall.

**Some of the exceptions to FIFA rules include:**

- No offside rule
- Under-arm throw-ins are permitted
- Defenders are required to be seven meters from the ball on restarts
- The game is 60 minutes long with two 30-minute halves







# STUART SHARP

**U.S. Para 7-a-Side National Team Head Coach**

**Born: July 2, 1978**

**Hometown: Old Kilpatrick, Scotland**

Stuart Sharp has been at the helm of the U.S. Para 7-a-Side National Team since 2014. In his tenure with the U.S. PNT, Sharp has guided the team to a 33-33-7 record and a No. 4 world ranking – its highest of all-time – heading into 2022.

The team has achieved impressive finishes in major tournaments, most recently winning its first ParaPan American medal last summer with a third-place finish. Sharp led the squad to sixth at the 2019 IFCPF World Cup, the bronze medal at the 2018 IFCPF Copa America and a fifth-place finish at the 2017 IFCPF CP Football World Championships, marking the program's best finish at a world championship in the modern era of the sport. As a result, the group was recognized for its efforts by receiving the 2017 United Soccer Coaches Honorary All-America Award.

The squad also earned a seventh-place finish at the 2016 Paralympic Games, for which it qualified by a strong result at the 2015 IFCPF Football World Championships.

Sharp previously held the position of National Development Manager (Disability) for the Scottish Football Association in addition to being head coach of the Scottish National CP Team from 2005-11. Under his stewardship, the team climbed from 32nd in the world to hold a steady sixth-place ranking and earn a qualifying position for the 2008 and 2012 Paralympic Games. His work with the Scottish National CP Team saw him named Scottish Disability Sport National Coach of the Year in 2007, and the team was named the Scottish Sports Awards Team of the Year in 2008.

During his time with the Scottish FA, Sharp developed a player pathway for those with disabilities that included National Teams, regional squads, regional school leagues, a coaching education course and multiple clubs that serviced six different disability categories. He was also a key member of the successful Bid Team and Local Organizing Committee for the 2010 CPISRA European Championships.

In addition to his coaching credentials, Sharp serves as the Head of Technical Development and Chaired the World Coaches Technical Committee for the International Federation of Cerebral Palsy Football (formerly the Cerebral Palsy International Sport and Recreation Association), the world's soccer governing body for Para 7-a-side athletes. He has worked with IFCPF/CPISRA since 2007.

# COMPETITIONS



# FIFA WORLD CHAMPIONSHIPS

The Federation Internationale de Football Association (FIFA) currently conducts eight major outdoor soccer world championships played at the international level. Those tournaments are the FIFA World Cup, the FIFA Women's World Cup, the Men's Olympic Football Tournament, the Women's Olympic Football Tournament, the FIFA Under-20 World Cup, the FIFA Under-17 World Cup, the FIFA Under-20 Women's World Cup and the FIFA Under-17 Women's World Cup. Additionally, FIFA also conducts the Futsal World Cup every four years, and the Beach Soccer World Cup annually. A quick synopsis of these tournaments is listed below. More detail can be found on USA performances at each of these tournaments throughout the U.S. Men's National Team Media Guide and the U.S. Women's National Team Media Guide.

## FIFA WORLD CUP

The FIFA World Cup has been played 21 times since the first competition in 1930 in Uruguay. The tournament has grown in stature over the years and has become not only the biggest sporting event in the world, but also simply the biggest event in the world every four years. Outside of the USA's third-place finish in the inaugural tournament, the team's quarterfinal run in 2002 is the team's best ever World Cup finish.

Year	Location	Champion	Runner-up	Third place	Fourth place	Teams
2026	Canada, Mexico, USA	–	–	–	–	48
2022	Qatar	–	–	–	–	32
2018	Russia	France	Croatia	Belgium	England	32
2014	Brazil	Germany	Argentina	Netherlands	Brazil	32
2010	South Africa	Spain	Netherlands	Germany	Uruguay	32
2006	Germany	Italy	France	Germany	Portugal	32
2002	Korea/Japan	Brazil	Germany	Turkey	Korea Republic	32
1998	France	France	Brazil	Croatia	Holland	32
1994	USA	Brazil	Italy	Sweden	Bulgaria	24
1990	Italy	West Germany	Argentina	Italy	England	24
1986	Mexico	Argentina	West Germany	France	Belgium	24
1982	Spain	Italy	West Germany	Poland	France	24
1978	Argentina	Argentina	Holland	Brazil	Italy	16
1974	West Germany	West Germany	Holland	Poland	Brazil	16
1970	Mexico	Brazil	Italy	West Germany	Uruguay	16
1966	England	England	West Germany	Portugal	Soviet Union	16
1962	Chile	Brazil	Czechoslovakia	Chile	Yugoslavia	16
1958	Sweden	Brazil	Sweden	France	West Germany	16
1954	Switzerland	West Germany	Hungary	Austria	Uruguay	16
1950	Brazil	Uruguay	Brazil	Sweden	Spain	13
1938	France	Italy	Hungary	Brazil	Sweden	15
1934	Italy	Italy	Czechoslovakia	Germany	Austria	16
1930	Uruguay	Uruguay	Argentina	USA	Yugoslavia	13

## FIFA WOMEN'S WORLD CUP

The FIFA Women's World Cup has been contested on seven occasions with the USA earning three championships (China '91, USA '99, Canada '15), Germany two (USA '03 and China '07) and Norway (Sweden '95) and Japan (Germany '11) one each. The Women's World Cup returned to North America in 2015, with Canada hosting an expanded 24-team field after the previous four editions featured 16 nations. After falling to Japan on penalty kicks in the 2011 final, the U.S. navigated its way back to a rematch with the defending World Cup champions, earning a 5-2 victory on July 5 in Vancouver to become the first nation to capture three Women's World Cup championships. More detailed information on the Women's World Cup can be found in the U.S. Women's National Team media guide.

Year	Location	Champion	Runner-up	Third place	Fourth place	Teams
2023	Australia / New Zealand	–	–	–	–	32
2019	France	USA	Netherlands	Sweden	England	24
2015	Canada	USA	Japan	England	Germany	24
2011	Germany	Japan	USA	Sweden	France	16
2007	China	Germany	Brazil	USA	Norway	16
2003	USA	Germany	Sweden	USA	Canada	16
1999	USA	USA	China	Brazil	Norway	16
1995	Sweden	Norway	Germany	USA	China	12
1991	China	USA	Norway	Sweden	Germany	12

## OLYMPIC FOOTBALL TOURNAMENTS

After competing as an exhibition sport at the 1900 and 1904 Olympic Games, soccer became the first team sport included in the Olympics with the first official tournament dating back to the 1908 London Games when the United Kingdom defeated Denmark to claim the gold medal. Since that time soccer has been part of every Olympic Games except the 1932 event in the United States.

On the women's side, the sport wasn't introduced to the Olympics until the 1996 competition in the United States. The U.S. claimed the inaugural gold medal in women's Olympic football by defeating China 2-1 on Aug. 1, 1996, in front of a capacity crowd of 76,481 fans in Athens, Georgia.

The growth of professional football after World War II meant that some of the best players were not eligible to compete in the Olympics. Nevertheless, the Olympic Tournament retained its vitality as the forum for the amateur game. In 1952, Hungary's great generation with players such as Grosics, Czibor, Puskas and Kocsis won the tournament in Helsinki. After that, and until Los Angeles in 1984, all the Olympic titles went to Eastern Europe, a span of eight straight tournaments.

When the Olympics moved into their modern era, FIFA was obliged to reconsider its position for the Barcelona 1992 tournament, where for the first time, the tournament was restricted to Under-23 national teams. In 1996, FIFA altered the U-23 designation slightly, allowing teams to add three overage players into the mix.

Through the 1928 Olympics in Holland, Olympic caps were counted as full international appearances, but that designation changed with the advent of the World Cup in 1930. Although the Olympic Games football tournament actually falls under the realm of the International Olympic Committee, FIFA presides over the event on behalf of the IOC.

### MEN'S OLYMPIC SOCCER TOURNAMENT

Year	Location	Gold Medal	Silver Medal	Bronze Medal	Teams
2020	Tokyo, Japan	—	—	—	16
2016	Rio de Janeiro, Brazil	Brazil	Germany	Nigeria	16
2012	London, England	Mexico	Brazil	Korea Republic	16
2008	Beijing, China	Argentina	Nigeria	Brazil	16
2004	Athens, Greece	Argentina	Paraguay	Italy	16
2000	Sydney, Australia	Cameroon	Spain	Chile	16
1996	Atlanta, USA	Nigeria	Argentina	Brazil	16
1992	Barcelona, Spain	Spain	Poland	Ghana	16
1988	Seoul, South Korea	Soviet Union	Brazil	West Germany	16
1984	Los Angeles, USA	France	Brazil	Yugoslavia	16
1980	Moscow, Soviet Union	Czechoslovakia	East Germany	Soviet Union	16
1976	Montreal, Canada	East Germany	Poland	Soviet Union	16
1972	Munich, W. Germany	Poland	Hungary	E. Germany & Soviet Union	13
1968	Mexico City, Mexico	Hungary	Bulgaria	Japan	16
1964	Tokyo, Japan	Hungary	Czechoslovakia	East Germany	14
1960	Rome, Italy	Yugoslavia	Denmark	Netherlands	16
1956	Melbourne, Australia	Soviet Union	Yugoslavia	Bulgaria	11
1952	Helsinki, Finland	Hungary	Yugoslavia	Sweden	25
1948	London, Great Britain	Sweden	Yugoslavia	Denmark	18
1936	Berlin, Germany	Italy	Austria	Norway	16
1932	Los Angeles, USA	— no tournament —			
1928	Amsterdam, Holland	Uruguay	Argentina	Italy	17
1924	Paris, France	Uruguay	Switzerland	Sweden	22
1920	Antwerp, Belgium	Belgium	Spain	Netherlands	14
1912	Stockholm, Sweden	United Kingdom	Denmark	Netherlands	11
1908	London, Great Britain	United Kingdom	Denmark	Netherlands	5

### WOMEN'S OLYMPIC SOCCER TOURNAMENT

Year	Location	Gold Medal	Silver Medal	Bronze Medal	Teams
2020	Tokyo, Japan	Canada	Sweden	USA	12
2016	Rio de Janeiro, Brazil	Germany	Sweden	Canada	12
2012	London, England	USA	Japan	Canada	12
2008	Beijing, China	USA	Brazil	Germany	12
2004	Athens, Greece	USA	Brazil	Germany	10
2000	Sydney, Australia	Norway	USA	Germany	8
1996	Atlanta, USA	USA	China	Norway	8

## FIFA UNDER-20 WORLD CUP

Contested every two years, the FIFA Under-20 World Cup is restricted to players under 20 years of age. The tournament was renamed from the FIFA World Youth Championship in 2006. The U.S. has qualified for the tournament on 16 occasions, finishing fourth in 1989 (Saudi Arabia). At the most recent tournament in 2019 in Poland, the U.S. opened group play 2-1 loss to eventual champions Ukraine before reeling off victories against Nigeria (2-0) and Qatar (1-0) to advance to the knockout stage. In the Round of 16, the U-20 MNT won a thrilling game against favorites France 3-2 to move on to the quarterfinals where it faced eventual third place finisher Ecuador and dropped an incredibly competitive match, 2-1. The U-20 MNT's performance marked the third consecutive time the team reached the quarterfinals after also doing so in 2017 and 2015, making the USA the only nation to reach the quarterfinals of the last three U-20 World Cups. Forward Eddie Johnson became the first U.S. player to win a Golden Boot at a FIFA World Championship in 2003. After finishing second in the 1999 and 2001 group phase, the U.S. went one better, winning its group three consecutive tournaments from 2003-07.

Year	Location	Champion	Runner-up	Third place	Fourth place	Teams
2023	Indonesia	–	–	–	–	24
2021			– Cancelled due to COVID-19 –			
2019	Poland	Ukraine	South Korea	Ecuador	Italy	24
2017	Korea Republic	England	Venezuela	Italy	Uruguay	24
2015	New Zealand	Serbia	Brazil	Mali	Senegal	24
2013	Turkey	France	Uruguay	Ghana	Iraq	24
2011	Colombia	Brazil	Portugal	Mexico	France	24
2009	Egypt	Ghana	Brazil	Hungary	Costa Rica	24
2007	Canada	Argentina	Czech Republic	Chile	Austria	24
2005	Holland	Argentina	Nigeria	Brazil	Morocco	24
2003	UAE	Brazil	Spain	Colombia	Argentina	24
2001	Argentina	Argentina	Ghana	Egypt	Paraguay	24
1999	Nigeria	Spain	Japan	Mali	Uruguay	24
1997	Malaysia	Argentina	Uruguay	Ireland	Ghana	24
1995	Qatar	Argentina	Brazil	Portugal	Spain	16
1993	Australia	Brazil	Ghana	England	Australia	16
1991	Portugal	Portugal	Brazil	Soviet Union	Australia	16
1989	Saudi Arabia	Portugal	Nigeria	Brazil	USA	16
1987	Chile	Yugoslavia	West Germany	East Germany	Chile	16
1985	Soviet Union	Brazil	Spain	Nigeria	Soviet Union	16
1983	Mexico	Brazil	Argentina	Poland	Korea Republic	16
1981	Australia	West Germany	Qatar	Romania	England	16
1979	Japan	Argentina	Soviet Union	Uruguay	Poland	16
1977	Tunisia	Soviet Union	Mexico	Brazil	Uruguay	16

## FIFA UNDER-20 WOMEN'S WORLD CUP

Renamed the FIFA Under-20 Women's World Cup in 2008, the tournament was staged as a U-20 event for the first time in 2006 after two initial tournaments were played as Under-19 events. The inaugural FIFA U-19 Women's World Championship was held in Canada from Aug. 17-Sept. 1, 2002, with 12 teams. That first tournament was an incredible success, with the USA capturing the first championship via a Lindsay Tarpley golden goal in a 1-0 victory in front of 47,784 fans in Edmonton, Canada. The U.S. fell to Germany in the semifinals in Thailand in 2004, and in 2006 finished out of the top three for the first time in program history. In 2008, however, Golden Ball winner Sydney Leroux and Silver Ball winner Alex Morgan returned the U.S. to the top of the podium. After getting knocked out once again in penalty kicks in 2010, this time in the quarterfinal, a 1-0 victory against Germany in the 2012 U-20 Women's World Cup Final in Tokyo capped a remarkable run by the young Americans with defender and captain Julie Ertz (née Johnston) earning the Bronze Ball. In 2014, the USA once again fell on penalty kicks, losing to Korea DPR in a quarterfinal shootout after drawing 1-1, and in 2016 it finished in fourth place after losing to eventual World Cup champion Korea DPR in the semifinal, 2-1. The 2018 edition of the tournament saw the U.S. ousted from a tough group that included champions Japan and runner-up Spain.

Year	Location	Champion	Runner-up	Third place	Fourth place	Teams
2022	Costa Rica	–	–	–	–	16
2020			– Cancelled due to COVID-19 –			
2018	France	Japan	Spain	England	France	16
2016	Papua New Guinea	Korea DPR	France	Japan	USA	16
2014	Canada	Germany	Nigeria	France	Korea DPR	16
2012	Japan	USA	Germany	Japan	Nigeria	16
2010	Germany	Germany	Nigeria	Korea Republic	Colombia	16
2008	Chile	USA	Korea DPR	Germany	France	16
2006	Russia	Korea DPR	China	Brazil	USA	16
2004	Thailand	Germany	China	USA	Brazil	12
2002	Canada	USA	Canada	Germany	Brazil	12

## FIFA UNDER-17 WORLD CUP

The FIFA U-17 World Cup is contested every two years for players under 17 years of age. The U.S. was the only team in the world to qualify for every U-17 World Championship, from the tournament's inception in 1985 through 2013. The first three tournaments were actually played as U-16 World Championships, but FIFA changed the event to its present U-17 status in 1989. The Concacaf region hosted the tournament for a first time in 2001, when Trinidad & Tobago served as the first-ever Caribbean host for a FIFA World Championship. Mexico became the first Concacaf team to win an outdoor men's world championship in 2005 with an impressive triumph in Peru before winning the tournament a second time in 2013 as the host country. The U.S. returned to the U-17 World Cup in 2015 but could not escape the group phase. 2017 saw another leap forward as the U.S. went on a freewheeling run to the quarterfinal (the first time both the U.S. U-17 and U-20 MNTs reached a World Cup quarterfinal in the same year) before bowing out to eventual champs England. The U.S. achieved its best result in 1999, finishing fourth.

Year	Location	Champion	Runner-up	Third place	Fourth place	Teams
2023	Peru	–	–	–	–	24
2021			– <i>Cancelled due to COVID-19</i> –			
2019	Brazil	Brazil	Mexico	France	Netherlands	24
2017	India	England	Spain	Brazil	Mali	24
2015	Chile	Nigeria	Mali	Belgium	Mexico	24
2013	UAE	Nigeria	Mexico	Sweden	Argentina	24
2011	Mexico	Uruguay	Mexico	Brazil	Germany	24
2009	Nigeria	Switzerland	Nigeria	Spain	Colombia	24
2007	Korea Republic	Nigeria	Spain	Germany	Ghana	24
2005	Peru	Mexico	Brazil	Holland	Turkey	16
2003	Finland	Brazil	Spain	Argentina	Colombia	16
2001	Trin. & Tobago	France	Nigeria	Burkina Faso	Argentina	16
1999	New Zealand	Brazil	Australia	Ghana	USA	16
1997	Egypt	Brazil	Ghana	Spain	Germany	16
1995	Ecuador	Ghana	Brazil	Argentina	Oman	16
1993	Japan	Nigeria	Ghana	Poland	Chile	16
1991	Italy	Ghana	Spain	Argentina	Qatar	16
1989	Scotland	Saudi Arabia	Scotland	Portugal	Bahrain	16
1987	Canada	Soviet Union	Nigeria	Ivory Coast	Italy	16
1985	China	Nigeria	West Germany	Brazil	Guinea	16

## FIFA UNDER-17 WOMEN'S WORLD CUP

The FIFA Under-17 Women's World Cup was played for the first time in 2008 in New Zealand. The U.S. made an impressive run to the final where it was defeated by Korea DPR in overtime. In 2012 in Azerbaijan, the USA was drawn into a group with eventual finalists France and Korea DPR, and despite not losing a game and earning five points in the group, the young Americans failed to advance to the knockout stage, becoming the first women's team in a FIFA event to earn five points in its group but not advance. The USA did not qualify for the 2010 or 2014 U-17 Women's World Cups, losing in penalty kicks in the semifinal of the qualifying tournaments. The USA failed to advance past the group stage in both 2016 and 2018.

Year	Location	Champion	Runner-up	Third place	Fourth place	Teams
2022	India	–	–	–	–	16
2020			– <i>Cancelled due to COVID-19</i> –			
2018	Uruguay	Spain	Mexico	New Zealand	Canada	16
2016	Jordan	Korea DPR	Japan	Spain	Venezuela	16
2014	Costa Rica	Japan	Spain	Italy	Venezuela	16
2012	Azerbaijan	France	Korea DPR	Ghana	Germany	16
2010	Trin. & Tobago	Korea Republic	Japan	Spain	Korea DPR	16
2008	New Zealand	Korea DPR	USA	Germany	England	16

## FIFA FUTSAL WORLD CUP

The FIFA Futsal World Cup has been contested seven times with Brazil winning the first three tournaments, and Spain winning two championships in 2000 and 2004 before Brazil returned to glory as hosts in 2008 and defeated Spain for a fifth title in 2012. The Futsal World Cup is the only indoor tournament hosted by FIFA. The 1992 second-place finish was the best-ever showing in a FIFA event by a U.S. men's team, and came on the heels of a third-place finish in 1989.

Year	Location	Champion	Runner-up	Third place	Fourth place	Teams
2020	Lithuania	Portugal	Argentina	Brazil	Kazakhstan	24
2016	Colombia	Argentina	Russia	Iran	Portugal	24
2012	Thailand	Brazil	Spain	Italy	Colombia	24
2008	Brazil	Brazil	Spain	Italy	Russia	20
2004	Chinese Taipei	Spain	Italy	Brazil	Argentina	16
2000	Guatemala	Spain	Brazil	Portugal	Russia	16
1996	Spain	Brazil	Spain	Russia	Ukraine	16
1992	Hong Kong	Brazil	USA	Spain	Iran	16
1989	Netherlands	Brazil	Netherlands	USA	Belgium	16
2021	Lithuania	–	–	–	–	24

## FIFA BEACH SOCCER WORLD CUP

Beach soccer became a part of the FIFA family in 2005 when the first FIFA Beach Soccer World Cup was staged on Copacabana Beach in Rio de Janeiro. To everyone's surprise, France defeated Portugal in the final, while Brazil fell in the semis; however, Brazil rebounded to win four straight tournaments from 2006-09. 2011 marked the first time the competition was played biennially and ushered in a new era of dominance as Russia upended Brazil in the final before defeating Spain in 2013 to claim a second straight championship. In 2015, hosts Portugal knocked off Russia in the semifinals before defeating Tahiti to claim its first Beach Soccer World Cup. Portugal captured its second title in 2019, which the USA qualified for but did not escape its group that featured semifinalists Japan and host nation Paraguay.

Year	Location	Champion	Runner-up	Third place	Fourth place	Teams
2021	Russia	Russia	Japan	Switzerland	Senegal	16
2019	Paraguay	Portugal	Italy	Russia	Japan	16
2017	Bahamas	Brazil	Tahiti	Iran	Italy	16
2015	Portugal	Portugal	Tahiti	Russia	Italy	16
2013	Tahiti	Russia	Spain	Brazil	Tahiti	16
2011	Italy	Russia	Brazil	Portugal	El Salvador	16
2009	Dubai	Brazil	Switzerland	Portugal	Uruguay	16
2008	France	Brazil	Italy	Portugal	Spain	16
2007	Brazil	Brazil	Mexico	Uruguay	France	16
2006	Brazil	Brazil	Uruguay	France	Portugal	16
2005	Brazil	France	Portugal	Brazil	Japan	12

## FIFA CONFEDERATIONS CUP

The Confederations Cup was contested under FIFA's auspices for the first time in 1997 and replaced the Intercontinental Championship, which was staged in 1992 and 1995 with all three tournaments held in Saudi Arabia. In 1999, the Confederations Cup was held in Mexico and it returned to Asia in 2001, where it was staged as a precursor to the 2002 FIFA World Cup in Korea and Japan. In 2005, the competition became quadrennial, staged one year before the World Cup in the tournament's host country. Brazil has won the last three editions of the tournament from 2005-13, defeating the U.S. in the final of the 2009 edition after the USA had built a 2-0 half-time lead.

Year	Location	Champion	Runner-up	Third place	Fourth place	Teams
2017	Russia	Germany	Chile	Portugal	Mexico	8
2013	Brazil	Brazil	Spain	Italy	Uruguay	8
2009	South Africa	Brazil	USA	Spain	South Africa	8
2005	Germany	Brazil	Argentina	Germany	Mexico	8
2003	France	France	Cameroon	Turkey	Colombia	8
2001	Korea / Japan	France	Japan	Australia	Brazil	8
1999	Mexico	Mexico	Brazil	USA	Saudi Arabia	8
1997	Saudi Arabia	Brazil	Australia	Czech Republic	Uruguay	8
1995	Saudi Arabia	Denmark	Argentina	Mexico	Nigeria	6
1992	Saudi Arabia	Argentina	Saudi Arabia	United States	Ivory Coast	4

# FIFA CONFEDERATIONS CUP

## 2009 FIFA Confederations Cup (South Africa)

Winning the 2007 Concacaf Gold Cup earned the U.S. a spot in the 2009 FIFA Confederations Cup in South Africa – the second consecutive tournament held one year before the FIFA World Cup in the host country. The U.S. started shaky and were dismissed by the two defending FIFA World Cup champions, Italy and Brazil, by a combined 6-1 score in the first two matches of the 2009 event. Needing to score at least three goals and on the verge of elimination in their third game against Egypt, the U.S. overcame incredible odds and advanced to the semifinals on goals by Charlie Davies, Michael Bradley and Clint Dempsey. Once through to the semifinals, the U.S. stunned the world by defeating Spain and ending the European Champions' 35-game unbeaten streak. Tim Howard made eight saves as Jozy Altidore and Dempsey scored, sending the U.S. men to their first-ever final in a FIFA Tournament. In the final the U.S. would again face Brazil, and Dempsey scored in his third straight game with Landon Donovan adding another as the U.S. was up 2-0 on Brazil in the 27th minute. The U.S. would hold on until halftime, but just a minute into the second half Brazil scored and continued attacking in waves, eventually coming from behind for a 3-2 victory. Still, the second-place finish was the best performance ever for the team in a FIFA competition. Dempsey was honored by winning the Bronze Ball, while Howard won the Golden Glove – the first such awards for the U.S. at a FIFA tournament.

## 2003 FIFA Confederations Cup (France)

In 2003, the U.S. returned to the Confederations Cup, which was held in Europe for the first time. Drawn with Cameroon, Turkey and Brazil, the U.S. opened play against the Turks, but fell to a 2-1 defeat. Though DaMarcus Beasley opened the scoring, a resilient Turkey side fought back and eventually grabbed the winner in the 73rd minute. In the next match, the U.S. again met Brazil in the group stage, a rematch from the 1999 tournament, and the result was a similar 1-0 victory for the Seleção. This time, the Brazilians were powered by an Adriano goal in the 22nd minute. With two defeats from the opening two games, the final match was rendered meaningless, but the U.S. put forth a spirited effort to tie eventual runners-up Cameroon 0-0. The tournament was in the end overshadowed by the untimely death of Cameroonian midfielder Marc-Vivien Foé, who suffered a heart attack during the Africans' semifinal match against Colombia. Though France went on to win the championship courtesy of a Thierry Henry Golden Goal, the defining image from the 2003 tournament is undoubtedly Marcel Desailly and Rigobert Song, captains of France and Cameroon respectively, holding the winning trophy together in honor of Foé, who died at the age of only 28.

## 1999 FIFA Confederations Cup (Mexico)

For the first time in seven years, the U.S. competed in the Confederations Cup, which was held in the country of local rival Mexico. Because Mexico, as host, was automatically entered into the draw, the U.S. was put into the competition by virtue of their runner-up finish in the 1998 Gold Cup. The first major competition for then head coach Bruce Arena, the U.S. acquitted itself well and matched its third-place finish from 1992. After an opening defeat of New Zealand, the U.S. was beaten 1-0 by Brazil behind a goal from Ronaldinho. Needing a result in their final Group B game, the Americans came through, and defeated Germany 2-0 for the second time in six months, thanks to goals from Ben Olsen and Joe-Max Moore. Through to the semifinal, the U.S. ran into Mexico and a hostile Azteca Stadium crowd of over 80,000. Though they put up a memorable fight, Bruce Arena's side eventually succumbed to a Cuauhtémoc Blanco golden goal in the 97th minute. Despite the heartbreak of defeat, the U.S. rebounded to down Saudi Arabia 2-0, avenging its loss to the Saudis in 1992 and matching its finish of third-place from that tournament.

## 1992 King Fahd Cup (Saudi Arabia)

The U.S. team traveled to Saudi Arabia for the first time in its history in 1992 to take part in the King Fahd Cup, as it was then known. As 1991 Concacaf Gold Cup Winners, the U.S. earned a birth into the four team tournament, which also included the Ivory Coast, who won the 1992 African Nations Cup, Argentina, winners of the 1991 Copa América, and host nation Saudi Arabia, who were champions of Asia in 1988. In the first game, the U.S. took on Saudi Arabia in the first ever match between the two countries. In front of a crowd of 70,000 in Riyadh, the Americans were beaten 3-0, courtesy of three second half goals from The Sons of the Desert. The third-place match saw the U.S. beat the Ivory Coast 5-2, in what is still the only meeting of the two countries. For the U.S., Marcelo Balboa opened the scoring, before future U.S. cap record holder Cobi Jones scored his first international goal. The teams went back and forth before Eric Wynalda eventually grabbed what would prove to be the winning goal in the 56th minute.



# ALL-TIME U.S. RESULTS – CONFEDERATIONS CUP

**USA'S ALL-TIME FIFA CONFEDERATIONS CUP RECORD: 6-8-1 (20 GF, 20 GA)**

(q) Quarterfinal (s) Semifinal (3) Third-Place Match

## Confederations Cup – SOUTH AFRICA 2009

Date	Opponent	Result	U.S. Goal Scorers	Location	Attendance
6/28/09	Brazil (f)	2-3 L	Dempsey, Donovan	Johannesburg, S. Africa	52,291
6/24/09	Spain (s)	2-0 W	Altidore, Dempsey	Bloemfontein, S. Africa	35,396
6/21/09	Egypt	3-0 W	Davies, Bradley, Dempsey	Rustenburg, S. Africa	23,140
6/18/09	Brazil	0-3 L	–	Tshwane/Pretoria, S. Africa	39,617
6/15/09	Italy	1-3 L	Donovan	Tshwane/Pretoria, S. Africa	34,341
<b>Champion: Brazil</b>			<b>Runner-up: USA</b>	<b>USA finish: 2nd place</b>	

## Confederations Cup – France 2003

Date	Opponent	Result	U.S. Goal Scorers	Location	Attendance
6/23/03	Cameroon	0-0 T	–	Lyon, France	19,206
6/21/03	Brazil	0-1 L	–	Lyon, France	20,306
6/19/03	Turkey	1-2 L	Beasley	Saint-Étienne, France	16,944
<b>Champion: France</b>			<b>Runner-up: Cameroon</b>	<b>USA finish: 7th place</b>	

## Confederations Cup – Mexico 1999

Date	Opponent	Result	U.S. Goal Scorers	Location	Attendance
8/3/99	Saudi Arabia (3)	2-0 W	Bravo, McBride	Guadalajara, Mexico	38,000
8/1/99	Mexico (s)	0-1 L (ot)	–	Mexico City, Mexico	82,000
7/30/99	Germany	2-0 W	Olsen, Moore	Guadalajara, Mexico	53,000
7/28/99	Brazil	0-1 L	–	Guadalajara, Mexico	54,000
7/24/99	New Zealand	2-1 W	McBride, Kirovski	Guadalajara, Mexico	60,000
<b>Champion: Mexico</b>			<b>Runner-up: Brazil</b>	<b>USA finish: 3rd place</b>	

## King Fahd Cup – Saudi Arabia 1992

Date	Opponent	Result	U.S. Goal Scorers	Location	Attendance
10/19/92	Ivory Coast (3)	5-2 W	Murray (2), Balboa, Jones, Wynalda	Riyadh, Saudi Arabia	9,500
10/15/92	Saudi Arabia (s)	0-3 L	–	Riyadh, Saudi Arabia	70,000
<b>Champion: Argentina</b>			<b>Runner-up: Saudi Arabia</b>	<b>USA finish: 3rd place</b>	

# COPA AMERICA

The Copa America is the oldest international tournament in South America, dating back to 1916. Since 1993, teams from Concacaf and Asia have taken part in this biennial event as invitees of CONEMBOL. The U.S. made its debut in the tournament in Ecuador in 1993, but was eliminated in the first round. In 1995, the U.S. returned to Copa America, and advanced to the semifinals in Uruguay, eventually finishing in fourth place. After a 12-year absence from the event, the U.S. accepted an invitation to compete in the Venezuela edition of the tournament in 2007, though they were eliminated in the first round. In 2016, the tournament celebrated its 100th anniversary by holding the Copa America Centenario in the USA, combining the 10 nations from CONMEBOL with six qualifiers from Concacaf. Held from June 3-26 in 10 cities across the United States, the tournament drew a record 1,483,855 spectators (46,370 average) and saw the host USA finish fourth, while defending champions Chile defeated Argentina on penalty kicks in the final to win their second-consecutive tournament.

## 2016 Copa America Centenario (USA)

Celebrating the 100th anniversary of the historic Copa America, the USA hosted a special edition of the tournament, combining the 10 nations from CONMEBOL with six qualifiers from Concacaf for an overall 16-team competition. Kicking off the tournament in front of a sold-out crowd of 67,439 at Levi's Stadium in Santa Clara, Calif., the USA surrendered first-half goals to Cristian Zapata and James Rodriguez, as it fell 2-0 to Colombia.

Knowing a second loss would see them exit the tournament earlier than anticipated, the USA responded well four days later against Costa Rica in Chicago. A ninth-minute penalty kick from Clint Dempsey set the tone, before Jermaine Jones' 37th minute strike and Bobby Wood's 42nd minute finish put the U.S. up 3-0 at halftime. Coasting through the second half, the USA added a fourth from Graham Zusi in the 87th minute, earning an emphatic 4-0 victory against Los Ticos.

The USA arrived in Philadelphia for its final match against Paraguay knowing that a win would see the side advance out of the group stage of the tournament for the first time since 1995. The USA survived an early scare when defender John Brooks singlehandedly broke up a 3-on-1 counter attack, before Clint Dempsey found the back of the net again in the 27th minute. The USA then held on after defender DeAndre Yedlin was sent off for a second yellow card in the 50th minute, earning a hard-fought 1-0 victory against Paraguay. Combined with Costa Rica's 3-2 upset of Colombia, the USA not only advanced, but finished atop Group A.

That placement set up a quarterfinal date with Ecuador in Seattle. Once again, Dempsey opened the scoring for the USA in the 22nd minute, before an early second-half altercation saw MNT midfielder Jermaine Jones sent off as both teams were reduced to 10 men. Gyasi Zardes added a second goal in the 65th minute and despite Ecuador's Michael Arroyo pulling one back nine minutes later, the U.S. would outlast La Tricolor 2-1, advancing to the semifinals.

With the win, the USA had the honor of facing No. 1 ranked Argentina in Houston and finally met its match. Ezequiel Lavezzi put La Albiceleste on top just three minutes in, before Lionel Messi added a highlight reel free kick in the 32nd minute. Gonzalo Higuain tacked on two goals in the second half, giving Argentina a 4-0 win and sending the U.S. to the third-place match where it fell 1-0 to Colombia, but still equaled its best finish in the tournament, when it finished fourth at the 1995 edition.

## 2007 Copa America (Venezuela)

For the first time in over a decade, the U.S. team traveled to South America to compete in the world's oldest soccer tournament. The United States was drawn in a group including Argentina, Paraguay and Colombia, and headed to what would be their home base in Maracaibo just hours after completing their victory against Mexico in the Gold Cup.

The first game was played against regional and world powerhouse Argentina at the Estadio José Pachencho Romero. Though the U.S. jumped out to an early lead courtesy of an Eddie Johnson penalty kick, the Albiceleste fought back to equalize before the halftime break. In the second period, the quality of the two-time world champions was apparent, and they eventually broke the resistance of the U.S. defense to score three goals in the final half hour, winning the game 4-1.

Having lost the opening match of the tournament, the U.S. entered its second game with Paraguay needing a positive result. Played at the Estadio Agustín Tovar in Barinas, the match was an even affair, with Paraguay jumping out to an early lead. The U.S. equalized through Ricardo Clark in the 35th minute after the midfielder slotted home a Taylor Twellman pass. After halftime, though, Paraguay regained their one-goal advantage in the 56th minute and the teams exchanged blows for the rest of the game, with the U.S. coming close to equalizing on more than a few occasions. In the end, however, Paraguay scored a goal against the run of play in injury time to close out the game with a 3-1 victory.

The third match of the group stage was played with the knowledge that neither the U.S. nor Colombia would advance to the next round. Nonetheless, the crowd at the Estadio Metropolitano de Fútbol de Lara were treated to a competitive affair which Colombia won 1-0. In the end, the young U.S. squad, though eliminated in the first round, gained worthwhile experience in one of the world's premier tournaments and showed again their ability to compete on one of soccer's largest stages.

## 1995 Copa America (Uruguay)

In their second consecutive trip to the Copa America, the U.S. proved their worth against the South Americans, posting an impressive fourth-place finish. The Americans began the '95 Copa America with forward Eric Wynalda scoring twice in a 2-1 victory over Chile. After dropping a 1-0 decision to Bolivia, the USA earned a spot in the quarterfinals after shutting out defending champion Argentina 3-0 in the final match of group play. The victory vaulted the U.S. past the stunned Argentinians in goal differential and came in Paysandu, a city on the border of Uruguay and Argentina. The U.S. goals were scored by Wynalda, forward Frank Klopas and defender Alexi Lalas. In the quarterfinals, the U.S. faced a familiar foe from the Concacaf Region: Mexico, whom the U.S. downed in penalty kicks 4-1 after a goalless draw. The USA's run ended in the semifinals as the squad lost a heartbreaking 1-0 match to Brazil. U.S. midfielder John Harkes was named Co-MVP of the '95 Copa America (along with Uruguay Captain Enzo Francescoli), while U.S. goalkeeper Kasey Keller and Wynalda were both named to the All-Tournament Team.

## 1993 Copa America (Ecuador)

After competing in a four-nation international competition three days prior to the event, the U.S. made its debut at the 1993 Copa America in Ecuador but dropped two out of three first round matches and were eliminated from tournament play. The Americans opened the '93 Copa America with back-to-back shutout losses to Uruguay (1-0) and host Ecuador (2-0), but the team's 3-3 draw against Venezuela in their final game was arguably their most disappointing result. Needing to win with a strong goal-differential to still have a chance to advance to the quarterfinals as a third-place team, the U.S. built a 3-0 lead before watching the lowly Venezuelans score three unanswered goals in the final 25 minutes and earn a 3-3 draw.

## ALL-TIME U.S. RESULTS - COPA AMERICA

**USA'S ALL-TIME COPA AMERICA RECORD: 2-8-2 (11 GF, 21 GA)**

(q) Quarterfinal (s) Semifinal (3) Third-Place Match

### Copa America Centenario - USA 2016

Date	Opponent	Result	U.S. Goal Scorers	Location	Attendance
June 25	Colombia (3)	0-1 L	–	Glendale, Ariz.	29,041
June 21	Argentina (s)	0-4 L	–	Houston, Texas	70,858
June 16	Ecuador (q)	2-1 W	Dempsey, Zardes	Seattle, Wash.	47,322
June 11	Paraguay	1-0 W	Dempsey	Philadelphia, Pa.	51,041
June 7	Costa Rica	4-0 W	Dempsey, Jones, Wood, Zusi	Chicago, Ill.	39,642
June 3	Colombia	0-2 L	–	Santa Clara, Calif.	67,439
<b>Champion: Chile</b>			<b>Runner-up: Argentina</b>	<b>USA finish: 4th place</b>	

### Copa America - Venezuela 2007

Date	Opponent	Result	U.S. Goal Scorers	Location	Attendance
July 5	Colombia	0-1 L	–	Barquisimeto, Venezuela	37,500
July 2	Paraguay	1-3 L	Clark	Barinas, Venezuela	28,200
June 28	Argentina	1-4 L	Johnson	Maracaibo, Venezuela	34,500
<b>Champion: Brazil</b>			<b>Runner-up: Argentina</b>	<b>USA finish: 12th place</b>	

### Copa America - Uruguay 1995

Date	Opponent	Result	U.S. Goal Scorers	Location	Attendance
July 22	Colombia (3)	1-4 L	Moore	Maldonado, Uruguay	3,000
July 20	Brazil (s)	0-1 L	–	Maldonado, Uruguay	9,000
July 17	Mexico (q)	0-0 T (4-1 pk)	–	Paysandu, Uruguay	21,000
July 14	Argentina	3-0 W	Klopas, Lalas, Wynalda	Paysandu, Uruguay	21,000
July 11	Bolivia	0-1 L	–	Paysandu, Uruguay	18,000
July 8	Chile	2-1 W	Wynalda (2)	Paysandu, Uruguay	15,000
<b>Champion: Uruguay</b>			<b>Runner-up: Brazil</b>	<b>USA finish: 4th place</b>	

### Copa America - Ecuador 1993

Date	Opponent	Result	U.S. Goal Scorers	Location	Attendance
June 22	Venezuela	3-3 T	Henderson, Doyle, Kinnear	Quito, Ecuador	55,000
June 19	Ecuador	0-2 L	–	Quito, Ecuador	55,000
June 16	Uruguay	0-1 L	–	Ambato, Ecuador	20,000
<b>Champion: Argentina</b>			<b>Runner-up: Mexico</b>	<b>USA finish: 12th place</b>	



# Concacaf

## CONCACAF GOLD CUP HISTORY

Although it only dates back to 1991, as the regional championship for the Confederations of North, Central America and Caribbean Association Football, the CONCACAF Gold Cup has quickly established itself as a top-flight international tournament. Originally staged as a biennial event held in July of odd-numbered years, the tournament was staged from 1996 to 2002 in even-numbered years in the winter. In 2003, the tournament returned to a summer schedule in odd-numbered years. With seven tournament titles, the USMNT sits second for the most in CONCACAF.

Below are recaps of each of the USA's previous 16 Gold Cup appearances:

### 2021 GOLD CUP

**Venues: Arlington, Texas; Austin, Texas; Dallas, Texas; Frisco, Texas; Glendale, Ariz.; Houston, Texas; Kansas City, Kan.; Orlando, Fla.; Paradise, Nev.**

The 2021 edition was held in 10 venues, with six of the stadiums dispersed across five Texas cities as well as one in each of Florida, Kansas, Arizona, and Nevada.

Matched up against Canada, Haiti, and Martinique in Group B, the USA was off to a flying start, sweeping their opposition to lead the group with a 3-0-0 record while scoring eight goals and allowing just one. The team opened their run with a 1-0 win against Haiti before routing Martinique 6-1, allowing their only goal of the tournament via a penalty kick, and rounding out the group with a 1-0 win against Canada.

The USA defeated Jamaica 1-0 in the quarterfinals with a goal from Matthew Hoppe at AT&T Stadium in Arlington before downing Qatar 1-0 with a goal from Gyasi Zardes at Q2 Stadium in Austin in the semifinals. Both of those wins came with goals in the last 10 minutes of each match. The USA went on to meet archrivals Mexico in the final at Allegiant Stadium in Paradise, Nev. and won the tight contest in extra time with a goal from defender Miles Robinson, which he scored with a header off a Kellyn Acosta set piece in the 117th minute. For his efforts anchoring the defense, goalkeeper Matt Turner won the Golden Glove as the tournament's best goalkeeper as the USA won its seventh Concacaf Gold Cup.



## 2019 GOLD CUP

**Venues: Charlotte, N.C.; Chicago, Ill.; Cleveland, Ohio; Denver, Colo.; Frisco, Texas; Glendale, Ariz.; Harrison, N.J.; Houston, Texas; Kansas City, Kan.; Los Angeles, Calif.; Nashville, Tenn.; Pasadena, Calif.; Philadelphia, Pa.; Saint Paul, Minn.; Kingston, Jamaica; San Jose Costa Rica**

The 2019 edition was held in a new record of 16 venues, with sites in the Caribbean (Kingston, Jamaica) and Central America (San Jose, Costa Rica), hosting matches for the first time.

Playing the first competitive matches under head coach Gregg Berhalter, the USMNT began the tournament well, seeing off Guyana 4-0 at Allianz Field in St. Paul, before a 6-0 rout of Trinidad & Tobago in Cleveland exacted some revenge for the side in its first match with the Soca Warriors since Couva 2017. Facing Panama for a seventh-straight Gold Cup in the group finale, the USMNT earned a 1-0 win thanks to Jozy Altidore's close-range bicycle kick, earning top spot in Group D in the process.

Matched with up-starts Curaçao in the quarterfinal, the USA got the goal it needed midway through the first half from Weston McKennie, while Zack Steffen stood tall in goal to keep the team's fourth-straight clean sheet in the 1-0 win in Philadelphia. Facing a semifinal date with Jamaica, the USA went up early again through McKennie, before severe weather forced the match into an 88-minute delay. With Christian Pulisic making it 2-0 after halftime, the USMNT finally saw its Gold Cup shutout streak end at 429 minutes when Shamar Nicholson pulled one back for the Reggae Boyz. Pulisic added a second goal late to give the USA a 3-1 win and send the team to a record 11th Gold Cup Final. Facing Mexico in Chicago, the USA created a number of first-half opportunities, only to see them go begging before El Trío's Jonathan dos Santos put home the lone goal in the 73rd minute, pushing the USMNT to a runner-up finish.

## 2017 GOLD CUP

**Venues: Arlington, Texas; Cleveland, Ohio; Denver, Colo.; Frisco, Texas; Glendale, Ariz.; Harrison, N.J.; Houston, Texas; Nashville, Tenn.; Pasadena, Calif.; Philadelphia, Pa.; San Antonio, Texas; San Diego, Calif.; Santa Clara, Calif.; Tampa, Fla.**



Held in a record-tying 14 venues across the United States, the 2017 Concacaf Gold Cup was another big success, both in the stadiums and on the field as the U.S. MNT earned its sixth confederation title. Utilizing a roster that was a majority domestic-based, as well as a number of untested players, the

U.S. received a 50th minute goal from Dom Dwyer en route to a hard-fought 1-1 draw against Panama in Nashville. Bruce Arena's side moved to Tampa where it utilized a goal from Omar Gonzalez and Jordan Morris' first international brace to see off a feisty Martinique side 3-2, collecting its first win of the tournament. Heading into the final Group Stage match, the U.S. needed a three-goal victory against Nicaragua in Cleveland in order to guarantee a top of the table finish. The MNT took a 1-0 lead into halftime thanks to Joe Corona's 36th minute strike and got its second via Kelyn Rowe who hit home his first international goal in the 56th minute. As time crept away, the U.S. looked destined for a second-place finish based on goal difference, only to be rescued in the 88th minute when Graham Zusi's free kick picked out center back Matt Miazga, who headed home the necessary third goal to finish atop the group.

As the competition moved to the Quarterfinals, the U.S. took advantage of tournament regulations by calling up six new players, including long-time veterans Jozy Altidore, Michael Bradley, Clint Dempsey and Tim Howard – for the remainder of the tournament. Matched with El Salvador in Philadelphia, the USA went ahead when Gonzalez bagged his second of the tournament in the 41st minute, only to be followed by Eric Lichaj's first international goal in first-half stoppage time to propel the MNT to a 2-0 victory. The two goals marked just the third time in the MNT's modern era (1990-present) in which a pair of defenders scored in the same match and set up the USA's Semifinal date with Costa Rica.

The Semifinal showdown in Arlington, Texas saw the USA dominate possession throughout, but it the game went scoreless until the 72nd minute when Clint Dempsey provided Jozy Altidore with the go-ahead marker. The U.S. iced the game 10 minutes later when Dempsey hit home a historic free kick which tied him with Landon Donovan as the MNT's all-time leading goal scorer at 57.

Matched up with Jamaica in the Final at Levi's Stadium in Santa Clara, Calif., the USA played a tight first half with the Reggae Boyz until Jozy Altidore's 45th minute free kick took the hosts into the locker room up 1-0. Jamaica was undeterred and hit back when Je-Vaughn Watson got on the end of a corner kick in the 50th minute. Locked 1-1, a number of U.S. chances – including a Dempsey hit off the post -- went begging until Morris hopped on a loose ball in the box and buried a dramatic 88th minute winner to hand the U.S. a 2-1 victory.

With the triumph, Bruce Arena became the first head coach to win three different Gold Cup titles, having previously guided the USA to championships in 2002 and 2005. With three goals, Morris finished as the competition's joint-leading goal scorer and joined five teammates – Jozy Altidore, Michael Bradley, Omar Gonzalez, Darlington Nagbe and Graham Zusi – on the tournament's Best XI.

## 2015 GOLD CUP

**Venues: Atlanta, Ga.; Baltimore, Md.; Charlotte, N.C.; Chicago, Ill.;  
Carson, Calif.; Chester, Pa.; East Rutherford, N.J.; Foxborough, Mass.;  
Frisco, Texas; Glendale, Ariz.; Houston, Texas; Kansas City, Kan.;  
Philadelphia, Pa.; Toronto, Ont.**

Held in a record 14 venues across the United States and Canada, the 2015 Concacaf Gold Cup made another large footprint during the month of July. The U.S. team, however, faltered in their bid to repeat as Gold Cup champions, falling 2-1 to Jamaica at the tournament's semifinal in Atlanta.

The U.S. began the tournament well enough, defeating Honduras 2-1 in Frisco, Texas before a 1-0 win against Haiti in Foxborough, Mass. Through to the knockout stage, the U.S. played to a 1-1 draw with Panama, ensuring the MNT topped its Gold Cup group for the 12th time in 13 tournaments. In the quarterfinals, a Clint Dempsey hat trick saw the U.S. easily dispatch Cuba 6-0 in Baltimore, setting up the semifinal showdown with Jamaica in Atlanta. Two first half goals from the Reggae Boyz put the U.S. down 2-0 at the break, but Michael Bradley pulled things back quickly in the second half. Despite the goal and constant pressure, Jamaica held on to defeat the U.S. 2-1. The defeat set up a Third Place Match with Panama, where the U.S. used another goal from Clint Dempsey to earn another 1-1 draw before falling 3-2 on penalty kicks.

Despite the disappointing end to the tournament U.S. players received individual accolades, with Dempsey's seven goals earning him the tournament's Golden Boot award, while goalkeeper Brad Guzan won the Golden Glove.

## 2013 GOLD CUP

**Venues: Arlington, Texas; Atlanta, Ga.; Baltimore, Md.; Chicago, Ill.;  
Denver, Colo.; East Hartford, Conn.; Harrison, N.J.; Houston, Texas;  
Miami Gardens, Fla.; Pasadena, Calif.; Portland, Ore.;  
Sandy, Utah; Seattle, Wash.**



The 2013 Concacaf Gold Cup shaped up to be another spectacular event, with 13 venues across the United States chosen to host matches in the confederation championship. The U.S. aimed to reach its fifth consecutive Gold Cup Final, while Mexico sought to defend their title. Teams like Costa Rica, Honduras, Jamaica and Panama prepared to demonstrate the shrinking gap between Concacaf nations.

Keen to win another championship, the U.S. started strong with a 6-1 win against Belize. Consecutive wins against Cuba (4-1) and Costa Rica (1-0) saw the Americans claim the top spot in the group. After an emphatic 5-1 win against El Salvador in the quarterfinals and dispatching a quality Honduras side 3-1 in the semifinals, the stage was set for a meeting between the USA and high flying Panama, which topped its group with a tournament opening win against Mexico before defeating El Tri a second time in the other semifinal match.

Facing a confident and athletic Panama team that was buoyed by its unbeaten run to the final and included two of the tournament's leading goal scorers in Gabriel Torres – his five goals tied the USA's Landon Donovan and Chris Wondolowski for most in the tournament – and Blas Perez (three goals), the U.S. found itself in a stalemate through the first hour of the match. However, the Americans would not be denied as winger Brek Shea pounced in the 69th minute to score the only goal of the game and hand the U.S. its fifth Gold Cup title and first since 2007, when the U.S. also beat Panama in the final.

## 2011 GOLD CUP

**Venues: Arlington, Texas; Carson, Calif.; Charlotte, N.C.; Chicago, Ill.; Detroit, Mich.; East Rutherford, N.J.; Harrison, N.J.; Houston, Texas; Kansas City, Kan.; Pasadena, Calif.; Miami, Fla.; Tampa, Fla.; Washington, D.C.**

The 2011 Concacaf Gold Cup shaped up to be another spectacular event, with 13 venues across the United States tagged to host matches in the confederation championship. The U.S. aimed to reach its fourth consecutive Gold Cup Final, while Mexico sought to defend their title and teams like Costa Rica, Honduras, Jamaica and Panama prepared to demonstrate the shrinking gap between Concacaf nations.

Keen on winning another championship and earning a spot in the 2013 FIFA Confederations Cup, the U.S. started strong with a 2-0 win against Canada. They took a surprise setback with a loss to Panama – the first ever in the group stage – but rebounded to claim the top spot in the group. After an emphatic win against Jamaica in the quarterfinals and taking revenge on Panama in the semifinals, the stage was set for another marquee meeting between the USA and Mexico.

Facing a stacked Mexican team that included one of club football's most prolific scorers in Manchester United striker Javier "Chicharito" Hernandez, the U.S. bounded out to a 2-0 lead with goals from Michael Bradley and Landon Donovan. Undaunted, the Mexicans recovered to score four unanswered goals in one of the most exciting and well-played finals in Gold Cup history.

## 2009 GOLD CUP

**Venues: Arlington, Texas; Carson, Calif.; Chicago, Ill.; Columbus, Ohio; East Rutherford, N.J.; Foxborough, Mass.; Glendale, Ariz.; Houston, Texas; Miami, Fla.; Oakland, Calif.; Seattle, Wash.; Washington, D.C.**

Held in a record 12 venues across the U.S., the 2009 Concacaf Gold Cup made a national footprint during the 2009 "Summer of Soccer" in the U.S. The U.S. team, however, faced the disappointment of not winning a third-consecutive title, but did have the satisfaction of returning to a third-straight final with a largely unproven roster.

The Concacaf Gold Cup kicked off just six days after the U.S. played the 2009 FIFA Confederations Cup Final, and Bob Bradley selected an inexperienced squad that saw seven players earn their first cap during the event. The U.S. continued its unbeaten record in group play, and in the knockout stage got past Panama and Honduras.

By the time the U.S. met Mexico in the final, a record 10 different players had scored the U.S. teams' 12 goals in the tournament. In the second-straight Gold Cup title game against Mexico, the U.S. returned only Brian Ching to the starting lineup from the 2007 squad. The teams were evenly matched for a half, but eventually Mexico prevailed by opening the flood gates with five second-half goals for a 5-0 win.

## 2007 GOLD CUP

**Venues: Carson, Calif.; East Rutherford, N.J.; Foxborough, Mass.; Houston, Texas; Los Angeles, Calif.; Miami, Fla.**



The 2007 edition of the Gold Cup was played with the added incentive of admission to the 2009 FIFA Confederations Cup for the winner. The United States successfully defended its title, its fourth all-time and third in the last four tournaments.

Though the U.S. coasted through the group stage, taking maximum points while not allowing a goal and in the process extending its unbeaten record in the opening round, they ran into some tough opposition in the knockout stage. After defeating Panama 2-1 in the quarterfinals, the U.S. came up against a stingy Canadian side in the semifinals, and ended up holding on for a 2-1 victory to set up a U.S.-Mexico marquee match up in the final.

Played at Soldier Field for the first time, the championship game pitted the two Concacaf powers against one another in what would prove to be a gritty affair. In front of 60,000 people, the U.S. came from behind for the first time in the 2007 tournament to eventually defeat Mexico 2-1 for its second consecutive Gold Cup title.

## 2005 GOLD CUP

**Venues: Carson, Calif.; East Rutherford, N.J.; Foxborough, Mass.; Houston, Texas; Los Angeles, Calif.; Miami, Fla.; Seattle, Wash.**

The 2005 Gold Cup was played in a record-high seven different venues in the United States, and was noteworthy as the United States became the first team in the tournament's history to advance to five overall finals. The USA would go on to win their third title, and second in three tournaments since 2002.

The USA's victory would not come easy, though, as the team needed a penalty kick shootout to down Panama in the tournament's scoreless championship game at Giants Stadium in East Rutherford, N.J. To get to the final, the U.S. needed two goals in the game's final moments to overcome a 1-0 deficit to Honduras and win 2-1.



In the 2005 tournament, the U.S. extended their amazing undefeated history in first round play at the Gold Cup with two more wins and a draw. The USA has never lost one of their 19 opening round matches in eight all-time Gold Cups.

## 2003 GOLD CUP

**Venues: Foxborough, Mass.; Miami, Fla.; USA; Mexico City, Mexico**

The 2003 Gold Cup was the first in 10 years to be played in two countries, with games in both Mexico and the United States. Mexico twice defeated Brazil, who along with Colombia was an invited guest to the tournament, by one goal in Azteca Stadium, including a golden-goal victory in the final. The U.S. finished in the top three for the sixth time in seven tournaments with a thrilling 3-2 come from behind victory over Costa Rica in the Orange Bowl.

The U.S. continued its win streak in group play of the Gold Cup, making easy work of El Salvador and Martinique by identical 2-0 margins. Brian McBride continued his Midas-touch scoring in the tournament with three of the first four U.S. goals. The victories extended the USA's standing as the only Concacaf team to win every one of its first round games since the inception of the tournament in 1991. The U.S. has won 16 consecutive first round games and has outscored their opponents 33-8. The winning streak includes 10 shutouts, nine one-goal victories and four come-from-behind wins.

## 2002 GOLD CUP

**Venues: Miami, Fla., Pasadena, Calif., USA**



The 2002 Gold Cup once again featured two invited teams (Ecuador and Korea Republic) along with 10 Concacaf teams. In spectacular fashion, the U.S. won their first title since 1991 by posting a 4-0-1 record with four shutouts on their way to their 2002 Gold Cup crown.

The United States opened the tournament with consecutive wins in the first round against the Korea Republic (2-1) and Cuba (1-0). After easily blanking El Salvador 4-0 in the quarterfinals, the semifinals saw the U.S. defeat the defending champion Canada 4-2 on penalty kicks after both teams battled to a scoreless draw.

The 2002 final had the USA topping Concacaf rival Costa Rica 2-0 at the Rose Bowl in Pasadena, Calif. Forward Brian McBride was named the tournament MVP after leading the Americans with four tallies.



## 2000 GOLD CUP

**Venues: Miami, Fla., Oakland and Los Angeles, Calif., USA**

The first Gold Cup of the new millennium featured nine teams from the Concacaf and three invited squads (Colombia, Peru and Korea Republic). The 2000 edition also had several surprises, with a new champion being crowned (Canada) and both Mexico and the United States not reaching the semifinal round, a first for the two regional rivals.

The Americans cruised through the first round by capturing the Group B title with back-to-back shutouts against Haiti (3-0) and Peru (1-0). Cobi Jones led the offense for the USA by notching a goal in the win over Haiti and the game-winner against Peru. In the quarterfinals, though, the U.S. faltered. After battling Colombia to a 2-2 draw through regulation and two overtime periods, the U.S. were defeated in penalty kicks 2-1 and were eliminated from the competition.

Colombia would go on to meet Canada in the 2000 finals. The Canadians had surprisingly advanced out of their first round group by winning a coin-flip tiebreaker against Korea Republic after the two teams had finished dead-even on results and goals. After eliminating three-time defending champion Mexico 2-1 in overtime in the quarterfinals and then topping Trinidad & Tobago 1-0 in the semifinals, Canada would pull off yet another shocker, being crowned 2000 Gold Cup champions after blanking Colombia 2-0 in the finals.

## 1998 GOLD CUP

**Venues: Miami, Fla., Oakland and Los Angeles, Calif., USA**

The 1998 Gold Cup was the most successful yet for Concacaf, despite bad weather, postponed games and an historic USA-Brazil clash which was played with less than 24 hours notice for both teams.

Preki Radosavljevic was the story for the U.S. on the offensive end, scoring a brilliant late goal against Costa Rica to send the U.S. through to the semifinals. That goal would have been enough to lift Radosavljevic into U.S. prominence, but he did it one better in the USA's next match, an historic 1-0 triumph against Brazil courtesy of a 22-yard bomb from Preki in the 65th minute.

Of course, Preki's goal was only half the story, as goalkeeper Kasey Keller replaced Brad Friedel in the nets (who started the USA's first two matches) and stymied Romario and Brazil with a 10-save performance, widely considered to be the best in U.S. Soccer history. On the strength of that game alone, and a 1-0 loss to Mexico in the finals notwithstanding, Keller was voted the MVP of the tournament for just two games' work.

In the final, Mexican World Cup hero Luis Hernandez scored in the closing minutes of the first half to give the Tricolores a 1-0 victory against the U.S. National Team and the 1998 Gold Cup crown in front of a sold-out crowd of 91,255 fans at the Los Angeles Coliseum. The crowd was the fourth largest to watch the U.S. National Team domestically, and could have included an additional 6,941 paid spectators who watched the game on a giant television screen inside the Los Angeles Sports Arena, adjacent to the Coliseum.

## 1996 GOLD CUP

**Venues: Anaheim, San Diego and Los Angeles, Calif., USA**

With Brazil competing in the tournament for the first time via a special invitation, most eyes centered on the defending World Champions. But an impressive 2-0 victory by Mexico on a muddy, wet pitch in front of 88,155 rain-soaked fans handed Mexico their second straight Gold Cup victory. With goals from Luis Garcia and Cuauhtemoc Blanco, the Mexicans were able to stymie the Brazilian attack with help from muddy conditions. Nevertheless, the Brazilians impressed throughout the tournament with a young squad using the experience to prepare for the 1996 Summer Olympic Games.

For the U.S., the tournament wasn't as disappointing as their third place finish would seem. Only a third consecutive 1-0 defeat at the hands of Brazil kept the U.S. out of the finals after the team easily handled the rest of their opposition, including an impressive 3-0 victory against Guatemala in the third place match. That match featured Eric Wynalda's tournament-leading fourth goal, which was the 22nd of his international career, setting a new USA goal standard.

The MVP of the tournament, though, was probably former U.S. Secretary of State Henry Kissinger. The Nobel Peace Prize winner and lifelong soccer fan helped secure visas for scores of visiting players despite a U.S. government shutdown.

## 1993 GOLD CUP

Venues: Dallas, Texas, USA; and Mexico City, Mexico

The second Gold Cup tournament wasn't quite as successful for the U.S., but the team still advanced to the finals where they fell to Mexico 4-0 at Azteca Stadium. Following three single-goal victories in the first round against Jamaica (1-0), Panama (2-1) and Honduras (1-0), the U.S. squared off against Costa Rica in the semifinals in Dallas. In that match, the U.S. extended their unbeaten Gold Cup run to nine-games with a 103rd minute golden goal from defender Cle Kooiman.

Meanwhile in Mexico City, where the Mexican team would play all their matches, the Tricolores were racing into the finals. Led by Luis Robert Alves (better known as Zague), the ruthlessly efficient Mexican attack produced 28 goals in five matches, overwhelming group foes Martinique (9-0) and Canada (8-0), while drawing with Costa Rica (1-1). Zague's seven goals against Martinique is, obviously, a Gold Cup record.

In front of a capacity crowd of 120,000, Zague scored again in the final as Mexico downed the U.S. 4-0. Zague finished the tournament with 12 goals in five matches, another Gold Cup record. Third place honors were split after a 1-1 draw between Costa Rica and Jamaica.

## 1991 GOLD CUP

Venues: Los Angeles and Pasadena, Calif., USA

The U.S. surprised the region in 1991 when they swept their way to the inaugural Gold Cup championship. In the finals, the U.S. downed Honduras 4-3 in penalty kicks after the two teams went scoreless after 120 minutes of action in front of 39,873 fans at the L.A. Coliseum. It was in the semifinals, though, where the U.S. stunned all observers with a convincing 2-0 victory against Mexico behind goals from John Doyle and Peter Vermes.

In group play, Marcelo Balboa's stunning bicycle-kick goal capped off a last-minute comeback for the U.S. in their 2-1 victory over Trinidad & Tobago in the opening Gold Cup match. That victory was followed by wins against Guatemala (3-0) and Costa Rica (3-2), which set-up the U.S. heroics against Mexico.

Mexico was forced into the match-up with the U.S. when they lost their group to Honduras on goal differential. Honduras would later advance to the finals with a 2-0 semifinal victory against Costa Rica, which set-up a 2-0 victory for Mexico against the Ticos in the third place match.



# ALL-TIME RESULTS - CONCACAF GOLD CUP

**USA'S ALL-TIME GOLD CUP RECORD: 67-9-9 (173 GF, 56 GA)**

(q) Quarterfinal (s) Semifinal (3) Third-place Match (f) Final

## 16th Concacaf Gold Cup - United States '21

(Arlington, Texas; Austin, Texas; Dallas, Texas; Frisco, Texas; Glendale, Ariz.; Houston, Texas; Kansas City, Kan.; Orlando, Fla.; Paradise, Nev.)

Date	Opponent	Result	U.S. Goal Scorers	Location	Attendance
August 1	Mexico (f)	1-0	M. Robinson	Paradise, Nev.	61,114
July 29	Qatar (s)	1-0	Zardes	Austin, Texas	20,500
July 25	Jamaica (q)	1-0	Hoppe	Arlington, Texas	41,318
July 18	Canada	1-0	Moore	Kansas City, Kan	18,467
July 15	Martinique	6-1	Dike (2), Camille (o.g.), Robinson, Zardes, Gioacchini	Kansas City, Kan	7,511
July 11	Haiti	1-0	Vines	Kansas City, Kan	12,664
<b>Champion: USA</b>			<b>Runner-up: Mexico</b>	<b>USA finish: 1st Place</b>	

## 15th Concacaf Gold Cup - United States, Jamaica, Costa Rica '19

(Charlotte, N.C.; Cleveland, Ohio; Chicago, Ill.; Denver, Colo.; Frisco, Texas; Glendale, Ariz.; Harrison, N.J.; Houston, Texas; Kansas City, Kan.; Los Angeles, Calif.; Nashville, Tenn.; Pasadena, Calif.; Philadelphia, Pa.; St. Paul, Minn.; Kingston, Jamaica; San Jose, Costa Rica)

Date	Opponent	Result	U.S. Goal Scorers	Location	Attendance
July 7	Mexico (f)	0-1 L	-	Chicago, Ill.	63,493
July 3	Jamaica (s)	3-1 W	McKennie, Pulisic (2)	Nashville, Tenn.	28,473
June 30	Curaçao (q)	1-0 W	McKennie	Philadelphia, Pa.	26,233
June 26	Panama	1-0 W	Altidore	Kansas City, Kan.	17,037
June 22	Trinidad & Tobago	6-0 W	Long (2), Zardes (2), Pulisic, Arriola	Cleveland, Ohio	23,921
June 18	Guyana	4-0 W	Arriola, Ty. Boyd (2), Zardes	St. Paul, Minn.	19,418
<b>Champion: Mexico</b>			<b>Runner-up: USA</b>	<b>USA finish: 2nd place</b>	

## 14th Concacaf Gold Cup - United States '17

(Arlington, Texas; Cleveland, Ohio; Denver, Colo.; Frisco, Texas; Glendale, Ariz.; Harrison, N.J.; Houston, Texas; Nashville, Tenn.; Pasadena, Calif.; Philadelphia, Pa.; San Antonio, Texas; San Diego, Calif.; Santa Clara, Calif.; Tampa, Fla.)

Date	Opponent	Result	U.S. Goal Scorers	Location	Attendance
July 26	Jamaica (f)	2-1 W	Altidore, Morris	Santa Clara, Calif.	63,032
July 22	Costa Rica (s)	2-0 W	Altidore, Dempsey	Arlington, Texas	45,516
July 19	El Salvador (q)	2-0 W	O. Gonzalez, Lichaj	Philadelphia, Pa.	31,615
July 15	Nicaragua	3-0 W	Corona, Rowe, Miazga	Cleveland, Ohio	27,934
July 12	Martinique	3-2 W	O. Gonzalez, Morris (2)	Tampa, Fla.	23,368
July 8	Panama	1-1 T	Dwyer	Nashville, Tenn.	47,622
<b>Champion: USA</b>			<b>Runner-up: Jamaica</b>	<b>USA finish: 1st place</b>	

## 13th Concacaf Gold Cup - United States and Canada '15

(Baltimore, Md.; Charlotte, N.C.; Chicago, Ill.; Carson, Calif.; Chester, Pa.; East Rutherford, N.J.; Foxborough, Mass.; Frisco, Texas; Glendale, Ariz.; Houston, Texas; Kansas City, Kan.; Philadelphia, Pa.; Toronto, Ont.)

Date	Opponent	Result	U.S. Goal Scorers	Location	Attendance
July 25	Panama (3)	1-1 T (2-3 pk)	Dempsey	Chester, Pa.	12,598
July 22	Jamaica (s)	1-2 L	Bradley	Atlanta, Ga.	70,511
July 18	Cuba (q)	6-0 W	Dempsey (3), Zardes, Johannsson, Gonzalez	Baltimore, Md.	37,994
July 13	Panama	1-1 T	Bradley	Kansas City, Kan.	18,467
July 10	Haiti	1-0 W	Dempsey	Foxborough, Mass.	46,720
July 7	Honduras	2-1 W	Dempsey (2)	Frisco, Texas	22,357
<b>Champion: Mexico</b>			<b>Runner-up: Jamaica</b>	<b>USA finish: 4th place</b>	

**12th Concacaf Gold Cup – United States '13**

(Arlington, Texas; Atlanta, Ga.; Baltimore, Md.; Chicago, Ill.; Denver, Colo.; East Hartford, Conn.; Harrison, N.J.; Houston, Texas; Miami Gardens, Fla.; Pasadena, Calif.; Portland, Ore.; Sandy, Utah; Seattle, Wash.)

Date	Opponent	Result	U.S. Goal Scorers	Location	Attendance
July 28	Panama (f)	1-0 W	Shea	Chicago, Ill.	57,920
July 24	Honduras (s)	3-1 W	E. Johnson, Donovan (2)	Arlington, Texas	81,410
July 21	El Salvador (q)	5-1 W	Goodson, Corona, E. Johnson, Donovan, Diskerud	Baltimore, Md.	70,540
July 16	Costa Rica	1-0 W	Shea	East Hartford, Conn.	25,432
July 13	Cuba	4-1 W	Donovan, Corona, Wondolowski (2)	Sandy, Utah	17,597
July 9	Belize	6-1 W	Wondolowski (3), Holden, Orozco, Donovan	Portland, Ore.	18,724
<b>Champion: United States</b>			<b>Runner-up: Panama</b>	<b>USA finish: 1st place</b>	

**11th Concacaf Gold Cup – United States '11**

(Arlington, Texas; Carson, Calif.; Charlotte, N.C.; Chicago, Ill.; Detroit, Mich.; East Rutherford, N.J.; Harrison, N.J.; Houston, Texas; Kansas City, Kan.; Pasadena, Calif.; Miami, Fla.; Tampa, Fla.; Washington, D.C.)

Date	Opponent	Result	U.S. Goal Scorers	Location	Attendance
June 25	Mexico (f)	2-4 L	Bradley, Donovan	Pasadena, Calif.	93,420
June 22	Panama (s)	1-0 W	Dempsey	Houston, Texas	70,267
June 19	Jamaica (q)	2-0 W	Jones, Dempsey	Washington, D.C.	45,423
June 14	Guadeloupe	1-0 W	Altidore	Kansas City, Kan.	20,109
June 11	Panama	1-2 L	Goodson	Tampa, Fla.	27,731
June 7	Canada	2-0 W	Altidore, Dempsey	Detroit, Mich.	28,209
<b>Champion: Mexico</b>			<b>Runner-up: USA</b>	<b>USA finish: 2nd place</b>	

**10th Concacaf Gold Cup – United States '09**

(Arlington, Texas; Carson, Calif.; Chicago, Ill.; Columbus, Ohio; East Rutherford, N.J.; Foxborough, Mass.; Glendale, Ariz.; Houston, Texas; Miami, Fla.; Oakland, Calif.; Seattle, Wash.; Washington, D.C.)

Date	Opponent	Result	U.S. Goal Scorers	Location	Attendance
July 26	Mexico (f)	0-5 L	--	E. Rutherford, N.J.	79,156
July 23	Honduras (s)	2-0 W	Goodson, Cooper	Chicago, Ill.	55,173
July 18	Panama (q)	2-1 W (ot)	Beckerman, Cooper	Philadelphia, Pa.	31,087
July 11	Haiti	2-2 T	Arnaud, Holden	Foxborough, Mass.	24,137
July 8	Honduras	2-0 W	Quaranta, Ching	Washington, D.C.	26,079
July 4	Grenada	4-0 W	Adu, Holden, Rogers, Davies	Seattle, Wash.	15,387
<b>Champion: Mexico</b>			<b>Runner-up: USA</b>	<b>USA finish: 2nd place</b>	

**9th Concacaf Gold Cup – United States '07**

(Carson, Calif.; East Rutherford, N.J.; Foxborough, Mass.; Houston, Texas; Los Angeles, Calif.; Miami, Fla.)

Date	Opponent	Result	U.S. Goal Scorers	Location	Attendance
June 24	Mexico (f)	2-1 W	Donovan, Feilhaber	Chicago, Ill.	60,000
June 21	Canada (s)	2-1 W	Hejduk, Donovan	Chicago, Ill.	50,760
June 16	Panama (q)	2-1 W	Donovan, Bocanegra	Foxborough, Mass.	22,412
June 12	El Salvador	4-0 W	Beasley (2), Donovan, Twellman	Foxborough, Mass.	26,523
June 9	Trinidad & Tobago	2-0 W	Ching, Johnson	Carson, Calif..	27,000
June 7	Guatemala	1-0 W	Dempsey	Carson, Calif.	21,334
<b>Champion: USA</b>			<b>Runner-up: Mexico</b>	<b>USA finish: 1st place</b>	

**8th Concacaf Gold Cup – United States '05**

(Carson, Calif.; East Rutherford, N.J.; Foxborough, Mass.; Houston, Texas; Los Angeles, Calif.; Miami, Fla.; Seattle, Wash.)

Date	Opponent	Result	U.S. Goal Scorers	Location	Attendance
July 24	Panama (f)	0-0 T (3-1 pk)	--	E. Rutherford, N.J.	31,018
July 21	Honduras (s)	2-1 W	O'Brien, Onyewu	E. Rutherford, N.J.	41,721
July 16	Jamaica (q)	3-1 W	Beasley (2), Wolff	Foxborough, Mass.	22,108
July 12	Costa Rica	0-0 T	--	Foxborough, Mass.	15,211
July 9	Canada	2-0 W	Donovan, own goal	Seattle, Wash.	15,109
July 7	Cuba	4-1 W	Donovan (2), Dempsey, Beasley	Seattle, Wash.	15,8318
<b>Champion: USA</b>			<b>Runner-up: Panama</b>	<b>USA finish: 1st place</b>	

**7th Concacaf Gold Cup – United States/Mexico '03**

(Foxborough, Mass., Miami, Fla. &amp; Mexico City)

Date	Opponent	Result	U.S. Goal Scorers	Location	Attendance
July 26,	Costa Rica (3)	3-2 W	Stewart, Bocanegra, Convey	Miami, Fla.	5,093
July 23	Brazil (s)	1-2 L	Bocanegra	Miami, Fla.	35,211
July 19	Cuba (q)	5-0 W	Donovan (4), Ralston	Foxborough, Mass	15,627
July 14	Martinique	2-0 W	McBride (2)	Foxborough, Mass.	8,780
July 12	El Salvador	2-0 W	Lewis, McBride	Foxborough, Mass.	33,652
<b>Champion: Mexico</b>			<b>Runner-up: Brazil</b>	<b>USA finish: 3rd place</b>	

**6th Concacaf Gold Cup – United States '02**

(Miami, Fla., &amp; Pasadena, Calif.)

Date	Opponent	Result	U.S. Goal Scorers	Location	Attendance
Feb. 2	Costa Rica (f)	2-0 W	Wolff, Agoos	Pasadena, Calif.	14,432
Jan. 30	Canada (s)	0-0 T (4-2 pk)	–	Pasadena, Calif.	7,241
Jan. 27	El Salvador (q)	4-0 W	McBride (3), Razov	Pasadena, Calif.	31,628
Jan. 21	Cuba	1-0 W	McBride	Pasadena, Calif.	31,244
Jan. 19	Korea Republic	2-1 W	Donovan, Beasley	Pasadena, Calif.	42,117
<b>Champion: USA</b>			<b>Runner-up: Costa Rica</b>	<b>USA finish: 1st place</b>	

**5th Concacaf Gold Cup – United States '00**

(Miami, Fla., San Diego &amp; Los Angeles, Calif.)

Date	Opponent	Result	U.S. Goal Scorers	Location	Attendance
Feb. 19	Colombia (q)	2-2 T (1-2 pk)	McBride, Armas	Miami, Fla.	32,972
Feb. 16	Peru	1-0 W	Jones	Miami, Fla.	36,004
Feb. 12	Haiti	3-0 W	Kirovski, Wynalda, Jones	Miami, Fla.	49,513
<b>Champion: Canada</b>			<b>Runner-up: Colombia</b>	<b>USA finish: 5th place</b>	

**4th Concacaf Gold Cup – United States '98**

(Miami, Fla., Oakland &amp; Los Angeles, Calif.)

Date	Opponent	Result	U.S. Goal Scorers	Location	Attendance
Feb. 15	Mexico (f)	0-1 L	–	Los Angeles, Calif.	91,255
Feb. 10	Brazil (s)	1-0 W	Radosavljevic	Los Angeles, Calif.	12,298
Feb. 7	Costa Rica	2-1 W	Pope, Radosavljevic	Oakland, Calif.	36,240
Feb. 1	Cuba	3-0 W	Wegerle, Wynalda, Moore	Oakland, Calif.	11,234
<b>Champion: Mexico</b>			<b>Runner-up: United States</b>	<b>USA finish: 2nd place</b>	

**3rd Concacaf Gold Cup – United States '96**

(Anaheim, Los Angeles &amp; San Diego, Calif.)

Date	Opponent	Result	U.S. Goal Scorers	Location	Attendance
Jan. 21	Guatemala (3)	3-0 W	Agoos, Kirovski, Wynalda	Los Angeles, Calif.	88,000
Jan. 18	Brazil (s)	0-1 L	–	Los Angeles, Calif.	22,038
Jan. 16	El Salvador	2-0 W	Balboa, Wynalda	Anaheim, Calif.	52,355
Jan. 13	Trinidad & Tobago	3-2 W	Moore, Wynalda (2)	Anaheim, Calif.	12,425
<b>Champion: Mexico</b>			<b>Runner-up: Brazil</b>	<b>USA finish: 3rd place</b>	

**2nd Concacaf Gold Cup – Mexico & United States '93**

(Dallas, Texas &amp; Mexico City, D.F.)

Date	Opponent	Result	U.S. Goal Scorers	Location	Attendance
July 25	Mexico (f)	0-4 L	–	Mexico City, Mexico	120,000
July 21	Costa Rica (s)	1-0 W (ot)	Kooiman	Dallas, Texas	14,826
July 17	Honduras	1-0 W	Lalas	Dallas, Texas	18,107
July 14	Panama	2-1 W	Dooley, Wynalda	Dallas, Texas	13,771
July 10	Jamaica	1-0 W	Wynalda	Dallas, Texas	11,642
<b>Champion: Mexico</b>			<b>Runner-up: United States</b>	<b>USA finish: 2nd place</b>	

**1st Concacaf Gold Cup – United States '91**

(Los Angeles &amp; Pasadena, Calif.)

Date	Opponent	Result	U.S. Goal Scorers	Location	Attendance
July 7	Honduras (f)	0-0 T (4-3 pk)	—	Los Angeles, Calif.	39,873
July 5	Mexico (s)	2-0 W	Doyle, Vermes	Los Angeles, Calif.	41,103
July 3	Costa Rica	3-2 W	Perez, Vermes, own goal	Los Angeles, Calif.	36,703
July 1	Guatemala	3-0 W	Murray, Quinn, Wynalda	Pasadena, Calif.	6,344
June 29	Trinidad & Tobago	2-1 W	Balboa, Murray	Pasadena, Calif.	18,435

**Champion: USA****Runner-up: Honduras****USA finish: 1st place**

## ALL-TIME CONCACAF GOLD CUP REGISTER

## As of 2021 Concacaf Gold Cup

Name	GP	G	A	Name	GP	G	A	Name	GP	G	A
Acosta, Kellyn	11	0	1	Gomez, Herculez	2	0	0	Orozco, Michael	4	1	0
Adu, Freddy	4	1	1	Gonzalez, Omar	11	3	0	Parkhurst, Michael	10	0	0
Agoos, Jeff	15	2	1	Goodson, Clarence	15	3	0	Pause, Logan	5	0	1
Agudelo, Juan	8	0	2	Gordon, Alan	1	0	0	Pearce, Heath	5	0	1
Altidore, Jozy	13	5	1	Guzan, Brad	8	0	0	Perez, Hugo	5	1	0
Arriola, Paul	14	2	1	Hahnemann, Marcus	1	0	0	Perkins, Troy	5	0	0
Alvarado, Ventura	3	0	0	Hamid, Bill	1	0	0	Pines, Donovan	2	0	0
Armas, Chris	14	1	1	Harkes, John	11	0	0	Pontius, Chris	3	0	0
Armstrong, Desmond	9	0	0	Heaps, Jay	4	0	0	Pope, Eddie	8	0	0
Arnaud, Davy	5	1	1	Hedges, Matt	2	0	0	Pulisic, Christian	6	3	3
Balboa, Marcelo	9	2	0	Hejduk, Frankie	21	1	1	Quaranta, Santino	7	0	1
Beasley, DaMarcus	23	6	5	Henderson, Chris	11	0	1	Quinn, Brian	5	1	0
Beckerman, Kyle	16	1	2	Holden, Stuart	10	3	3	Radosavljevic, Preki	4	2	0
Bedoya, Alejandro	14	0	6	Hoppe, Matthew	5	1	1	Ralston, Steve	11	1	3
Bello, George	2	0	0	Howard, Tim	13	0	0	Ramos, Tab	8	0	1
Beltran, Tony	1	0	0	Johannsson, Aron	5	1	1	Razov, Ante	3	1	1
Berhalter, Gregg	1	0	0	Johnson, Eddie	6	3	1	Ream, Tim	9	0	0
Besler, Matt	7	0	0	Johnson, Fabian	6	0	1	Reyna, Claudio	12	0	4
Bocanegra, Carlos	19	3	0	Johnson, Sean	2	0	0	Rimando, Nick	5	0	0
Bornstein, Jonathan	1	0	0	Jones, Cobi	20	2	1	Robinson, Miles	6	2	0
Boyd, Tyler	4	2	0	Jones, Jermaine	6	1	0	Robles, Luis	1	0	0
Bradley, Michael	25	3	7	Keller, Kasey	23	0	0	Rogers, Robbie	5	1	2
Brooks, John	4	0	0	Kessler, Henry	1	0	0	Roldan, Cristian	10	0	2
Brown, C.J.	3	0	0	Kinnear, Dominic	6	0	0	Rowe, Kelyn	2	1	1
Burns, Mike	8	0	0	Kirovski, Jovan	5	2	0	Sands, James	6	0	0
Busio, Gianluca	6	0	1	Kljestan, Sacha	6	0	0	Sanneh, Tony	2	0	0
Califf, Danny	4	0	0	Kooiman, Cle	5	1	0	Savage, Bruce	1	0	0
Caligiuri, Paul	8	0	1	Lagos, Manny	1	0	0	Shea, Brek	6	1	0
Cannon, Reggie	8	0	0	Lalas, Alexi	12	1	3	Simek, Frank	3	0	0
Casey, Conor	1	0	0	Lassiter, Roy	3	0	0	Sorber, Mike	1	0	0
Castillo, Edgar	1	0	1	Lewis, Eddie	12	1	4	Spector, Jonathan	3	0	0
Chandler, Timmy	4	0	1	Lewis, Jonathan	2	0	0	Steffen, Zack	5	0	0
Cherundolo, Steve	11	0	1	Lichaj, Eric	6	1	1	Stewart, Earnie	5	1	0
Ching, Brian	9	2	1	Lima, Nick	3	0	1	Torres, Jose	5	0	0
Clark, Colin	1	0	0	Llamosa, Carlos	1	0	0	Trapp, Wil	2	0	0
Clark, Ricardo	4	0	0	Lletget, Sebastian	5	0	1	Trittschuh, Steve	1	0	0
Clavijo, Fernando	9	0	0	Long, Aaron	5	2	0	Turner, Matt	6	0	0
Conrad, Jimmy	8	0	0	Lovitz, Daniel	3	0	0	Twelmann, Taylor	6	1	1
Convey, Bobby	4	1	0	Maisonneuve, Brian	1	0	0	Vanney, Greg	8	0	2
Cooper, Kenny	5	2	0	Mapp, Justin	1	0	1	Vermes, Peter	6	2	0
Corona, Joe	9	3	0	Marshall, Chad	5	0	0	Villafaña, Jorge	4	0	0
Cronin, Sam	2	0	0	Mastroeni, Pablo	16	0	0	Vines, Sam	5	1	0
Cunningham, Jeff	2	0	1	Mathis, Clint	7	0	0	Wegerle, Roy	9	1	2
Davies, Charlie	3	1	1	McBride, Brian	14	8	3	West, Brian	2	0	0
Davis, Brad	2	0	0	McCarty, Dax	5	0	0	Williams, Richie	4	0	0
DeMerit, Jay	2	0	0	McKennie, Weston	5	2	1	Williamson, Eryk	4	0	1
Dempsey, Clint	24	13	5	Meola, Tony	10	0	0	Wolff, Josh	9	2	0
Daryl Dike	5	2	0	Miazga, Matt	4	1	0	Wondolowski, Chris	11	5	1
Diskerd, Mix	8	1	0	Michallik, Janusz	1	0	0	Wynalda, Eric	21	9	6
Donovan, Landon	34	18	14	Mihailovic, Djordje	2	0	0	Yedlin, DeAndre	5	0	1
Dooley, Thomas	8	1	1	Moore, Joe-Max	10	2	1	Yueill, Jackson	3	0	0
Doyle, John	4	1	0	Moore, Shaq	6	1	0	Zardes, Gyasi	22	6	3
Dwyer, Dom	2	1	0	Morales, Alfredo	1	0	0	Zimmerman, Walker	6	0	0
Eck, Ted	4	0	0	Morris, Jordan	11	3	2	Zusi, Graham	7	0	1
Edu, Maurice	3	0	0	Morrow, Justin	2	0	0				
Evans, Brad	7	0	0	Mulrooney, Richard	4	0	0				
Feilhaber, Benny	6	1	0	Murray, Bruce	5	2	1				
Fraser, Robin	2	0	0	Nagbe, Darlington	3	0	0				
Friedel, Brad	5	0	0	Noonan, Pat	3	0	0				
Garza, Greg	1	0	0	O'Brien, John	6	1	0				
Gibbs, Cory	3	0	0	Olsen, Ben	7	0	0				
Gioacchini, Nicholas	5	1	1	Onyewu, Oguchi	10	1	0				

## LEADERS

## Through 2021 Concacaf Gold Cup

## CAPS

Name	Caps
1. Donovan, Landon	34
2. Bradley, Michael	25
3. Dempsey, Clint	24
Beasley, DaMarcus	23
Keller, Kasey	23
6. Zardes, Gyasi	22
7. Hejduk, Frankie	21
Wynalda, Eric	21
9. Jones, Cobi	20
10. Bocanegra, Carlos	19
11. Mastroeni, Pablo	16
Beckerman, Kyle	16
13. Agoos, Jeff	15
Goodson, Clarence	15
15. Armas, Chris	14
Arriola, Paul	14
Bedoya, Alejandro	14
McBride, Brian	14

## GOALS

Name	Goals
1. Donovan, Landon	18
2. Dempsey, Clint	13
3. Wynalda, Eric	9
4. McBride, Brian	8
5. Beasley, DaMarcus	6
Zardes, Gyasi	6
7. Wondolowski, Chris	5
Altidore, Jozy	5
9. Bocanegra, Carlos	3
Bradley, Michael	3
Corona, Joe	3
Goodson, Clarence	3
Gonzalez, Omar	3
Holden, Stuart	3
Johnson, Eddie	3
Morris, Jordan	3
Pulisic, Christian	3

## ASSISTS

Name	Assists
1. Donovan, Landon	14
2. Bradley, Michael	7
3. Bedoya, Alejandro	6
Wynalda, Eric	6
5. Beasley, DaMarcus	5
Dempsey, Clint	5
7. Lewis, Eddie	4
Reyna, Claudio	4
9. Holden, Stuart	3
Lalas, Alexi	3
McBride, Brian	3
Ralston, Steve	3
Zardes, Gyasi	3

## GOALKEEPERS

## WINS

Name	Wins
1. Keller, Kasey	17
2. Howard, Tim	11
3. Turner, Matt	6
4. Rimando, Nick	5
5. Friedel, Brad	4
Guzan, Brad	4
Meola, Tony	4
Perkins, Troy	4
Steffen, Zack	4

## SHUTOUTS

Name	Shutouts
1. Keller, Kasey	14
2. Howard, Tim	8
3. Turner, Matt	5
4. Friedel, Brad	3
Meola, Tony	3
Perkins, Troy	3
Steffen, Zack	3
8. Guzan, Brad	2



# CONCACAF NATIONS LEAGUE HISTORY

Announced in 2017, the inaugural edition of the Nations League began with the group stages in 2019. Due to the COVID-19 global pandemic, the Nations League finals which were originally set to take place in Texas in June 2020 were postponed and relocated to June 2021 in Denver, Colorado. The tournament is divided into three tiered leagues, A, B, and C, of four groups each with promotion and relegation between the leagues based on finishing position within each group. The group winners of League A enter the finals, which is a four-team knockout competition. The winners of Leagues B and C are promoted to the next tier, while the four teams at the bottom of Leagues A and B are relegated to the next lower tier.

Below are recaps of each of the USA's previous Nations League appearances:

## 2021 NATIONS LEAGUE

**Venues: Alajuela, Costa Rica; Denver, Colo.; Ford-de-France, Martinique; George Town, Cayman Islands; Hamilton, Canada; Mexico City, Mexico; Nassau, The Bahamas; Orlando, Fla.; Panama City, Panama; Port-au-Prince, Haiti; Port of Spain, Trinidad & Tobago; San Jose, Costa Rica; San Pedro Sula, Honduras; Toluca, Mexico; Toronto, Canada; Washington, D.C; Willemstad, Curaçao**

The USA finished atop Group A in the inaugural Concacaf Nations League group stage, earning a convincing 7-0 win against Cuba in its opening match in Washington, D.C. The team suffered its only loss of the tournament in its second match, falling 0-2 to Canada in Toronto before returning the favor with a 4-1 victory in the second leg. The USA then closed out the group stage with a 4-0 win against Cuba to move on to the finals.

Following a delay due to the global pandemic, the USA returned to Nations League action at the tournament finals in Denver on June 3, 2021. The team defeated Honduras in the semifinals with a late winner from forward Jordan Pefok in the 89th minute to punch its ticket to the final three days later against archrivals Mexico. On June 6, the USA claimed the first-ever Concacaf Nations League title after a thrilling 3-2 win with goals from Gio Reyna, Weston McKennie, and a converted penalty from Christian Pulisic in extra time. Goalkeeper Ethan Horvath sealed the win in the dying moments of the match with a penalty save to hold the lead.

## ALL-TIME RESULTS - CONCACAF NATIONS LEAGUE

**USA'S ALL-TIME CONCACAF NATIONS LEAGUE RECORD: 5-0-1 (19 GF, 5 GA)**

(q) Quarterfinal (s) Semifinal (3) Third-place Match (f) Final

### 1st Concacaf Nations League

**(Alajuela, Costa Rica; Denver, Colo.; Ford-de-France, Martinique; George Town, Cayman Islands; Hamilton, Canada; Mexico City, Mexico; Nassau, The Bahamas; Orlando, Fla.; Panama City, Panama; Port-au-Prince, Haiti; Port of Spain, Trinidad & Tobago; San Jose, Costa Rica; San Pedro Sula, Honduras; Toluca, Mexico; Toronto, Canada; Washington, D.C; Willemstad, Curaçao)**

Date	Opponent	Result	U.S. Goal Scorers	Location	Attendance
June 6, 2021	Mexico (f)	3-2	Reyna, McKennie, Pulisic	Denver, Colo.	37,648
June 3, 2021	Honduras (s)	1-0	Pefok	Denver, Colo.	34,451
Nov. 19, 2019	Cuba	4-0	Sargent (2), Morris (2)	George Town, Cayman Islands	1,966
Nov. 15, 2019	Canada	4-1	Morris, Zardes (2), Long	Orlando, Fla.	13,103
Oct. 15, 2019	Canada	0-2	-	Toronto, Canada	17,126
Oct. 11, 2019	Cuba	7-0	McKennie (3), Morris, Ramos (o.g.), Sargent, Pulisic	Washington, D.C.	13,784
<b>Champion: USA</b>			<b>Runner-up: Mexico</b>	<b>USA finish: 1st Place</b>	

## LEADERS

## CAPS

	<b>Name</b>	<b>Caps</b>
1.	McKennie, Weston	6
2.	Ream, Tim	5
3.	Arriola, Paul	4
	Cannon, Reggie	4
	Lletget, Sebastian	4
	Morris, Jordan	4
	Pulisic, Christian	4
	Yedlin, DeAndre	4
	Yueill, Jackson	4
10.	Boyd, Tyler	3
	Brooks, John	3
	Dest, Sergiño	3
	Guzan, Brad	3
	Long, Aaron	3
	Lovitz, Daniel	3
	Roldan, Cristian	3
	Steffen, Zack	3

## GOALS

	<b>Name</b>	<b>Goals</b>
1.	McKennie, Weston	4
	Morris, Jordan	4
3.	Sargent, Josh	3
4.	Pulisic, Christian	2
	Zardes, Gyasi	2
6.	Long, Aaron	1
	Pefok, Jordan	1
	Reyna, Gio	1

## ASSISTS

	<b>Name</b>	<b>Assists</b>
1.	Morris, Jordan	4
2.	McKennie, Weston	2
3.	Aaronson, Brenden	1
	Arriola, Paul	1
	Boyd, Tyler	1
	Cannon, Reggie	1
	Dest, Sergiño	1
	Long, Aaron	1
	Ream, Tim	1
	Reyna, Gio	1


## GOALKEEPERS

## WINS

	<b>Name</b>	<b>Wins</b>
1.	Guzan, Brad	3
2.	Horvath, Ethan	1
	Steffen, Zack	1

## SHUTOUTS

	<b>Name</b>	<b>Shutouts</b>
1.	Guzan, Brad	2
2.	Steffen, Zack	1



# OLYMPIC HISTORY

## HISTORY OF SOCCER PARTICIPATION

The first official men's Olympic soccer tournament dates back to the 1908 London Games, where Great Britain defeated Denmark to claim the first soccer gold medal. Since that time soccer has been part of every Olympic Games program, with the exception of the 1932 Los Angeles Games. The 1940 and 1944 Olympic Games were canceled completely due to the political tensions surrounding World War II.

The United States has competed in the men's Olympic competition 13 times, including five straight tournaments from 1984 to 2000. In addition, the U.S. qualified for – but did not compete in – the 1980 Moscow Games following a boycott by the U.S. Olympic Committee. The U.S. missed out on qualifying for the 2004 Athens Olympics, but returned in 2008 after finishing second at the CONCACAF qualifying event, which was held in the U.S.

Up until and including the 1988 Seoul Games, the Olympic soccer tournament was an unrestricted event, and thus the U.S. Olympic Soccer Team was essentially the U.S. National Team. However the tournament structure has changed since that time, and the restrictions on age and experience of players involved in Olympic competition has been under review by FIFA, which makes all tournament recommendations to the International Olympic Committee (IOC).

The 1992 Barcelona Games proved to be the turning point for the Olympic soccer tournament, which was competed as an Under-23 event for the first time. Host Spain captured the title at Barcelona's famed Nou Camp Stadium in front of 95,000 jubilant fans. Spain's progress in the tournament aided struggling attendances in 1992, which were far lower than expected. There is little doubt that the poor attendance in Spain played a role in the changes made for the 1996 Atlanta Games.

Not only did Atlanta '96 signify the first time women's soccer was included in the Olympic Program, but the men's tournament was adapted from its Under-23 format in 1992 to include three "overage" players. "Overage" players are either over 23 years of age or have previously played in an Olympic soccer tournament. Claudio Reyna (who was age eligible in 1996, but had competed for the U.S. in 1992), Kasey Keller and Alexi Lalas were the USA's overage players in 1996.

In 2000, veteran defenders Jeff Agoos and Frankie Hejduk, as well as goalkeeper Brad Friedel, were selected as the USA's overage players, helping the team on an unprecedented tournament run, which saw the U.S. advance to the medal round before falling in the semifinals to a strong Spain team.

For the 2008 Olympics in China, Brian McBride agreed to come out of international retirement and captained a team that included U-23 stars Sacha Kljestan and Freddy Adu, who had paced the U.S. through qualifying. After a 1-0 victory against Japan in the first game, the U.S. was minutes away from upsetting reigning European champions the Netherlands, but had to settle for a 2-2 tie after giving up a late free kick goal. In the third group game, eventual runner-up Nigeria took advantage of a third-minute red card to Michael Orozco and held on for a 2-1 win to send the U.S. home despite earning four points.

In 2012, the U.S. Men were eliminated in CONCACAF qualifying in March, dropping to third place in its group following a late El Salvador goal in the closing seconds of a 3-3 draw on March 26. The U.S. met a similar fate in 2016. Finishing third in CONCACAF, the team had to face South American power Colombia in a home-and-away playoff, which went the way of the Colombians.

The U.S. Women's National Team claimed the inaugural gold medal at the Atlanta Games with a 2-1 victory against China before 76,481 fans on Aug. 1, 1996, in Athens, Ga. The attendance mark, which at the time was the largest crowd to ever watch a women's athletic event, set the stage for the incredibly successful Women's World Cup hosted by the U.S. in 1999.

As they did in 1996, the U.S. Women had a strong run to the medal stand in 2000, winning the "Group of Death" that included China, Nigeria and Norway. In the gold medal match, a feisty Norwegian team refused to yield and eventually took home the title with a thrilling 3-2 overtime triumph.

The 2004 Games in Athens, Greece were a fitting end for a number of U.S. veterans, including Mia Hamm, Julie Foudy and Joy Fawcett, who went out of the sport as they came into it: as champions. The never-say-die team won both its semifinal and final matches in overtime, courtesy of a Heather O'Reilly strike against Germany and an Abby Wambach goal against Brazil to claim the gold.

Four years later, the U.S. came into the Olympics without Wambach, the team's top scorer who broke her leg in a preparation match. With Pia Sundhage leading the team into her first World Championship as head coach, a new class of players including Hope Solo, Carli Lloyd and surprise leading scorer Angela Hucles led the team to gold with a 1-0 victory over Brazil.

In 2012, the U.S. Women went undefeated at 6-0-0 for the first time at an Olympic tournament. The USA's run included a thrilling come-from-behind victory in the semifinal against Canada, with Alex Morgan scoring the game-winner in the 123rd minute for the latest goal ever scored in a FIFA competition. In the gold medal match, Lloyd scored both U.S. goals against Japan in front of more than 80,000 spectators at Wembley Stadium in London, and the USA became the first country – in both men's and women's soccer – to earn a fourth gold.

Fresh from winning the 2015 FIFA Women's World Cup, the U.S. WNT had its sights set on winning the Rio Olympics to become the first team to win both tournaments back to back. After a determined march through a tough group, the U.S. went out in the first knockout round on PKs to a decidedly defensive Sweden.

## ALL-TIME OLYMPIC RESULTS MEN'S OLYMPIC SOCCER TOURNAMENT

<b>1924 - 1988</b>	<b>U.S. National Team U.S. National Team</b>	<b>Olympic finals record: 2-10-4 Olympic qualifying record: 18-10-8</b>
<b>1992 - present</b>	<b>U-23 National Team U-23 National Team</b>	<b>Olympic finals record: 4-5-6 Olympic qualifying record: 21-7-6</b>

### Rio de Janeiro 2016 – Qualifying

Date	Opponent	Result	U.S. Goals	Location	Attendance
March 29, 2016	Colombia+	1-2 L	own goal	Frisco, Texas	7,998
March 25, 2016	Colombia+	1-1 T	Gil	Barranquilla, Colombia	–
Oct. 13, 2015	Canada	2-0 W	Pelosi, Kiesewetter	Sandy, Utah	4,760
Oct. 10, 2015	Honduras	0-2 L	–	Sandy, Utah	2,633
Oct. 6, 2015	Panama	4-0 W	own goal, Kiesewetter, Morris, Gil	Commerce City, Colo.	3,313
Oct. 3, 2015	Cuba	6-1 W	Kiesewetter (2), Carter-Vickers, Miazga, Hyndman, Hernandez	Kansas City Kan.	3,755
Oct. 1, 2015	Canada	3-1 W	Morris (2), Gil	Kansas City, Kan.	3,827

+ Matches against Colombia were an intercontinental playoff  
(continued on next page)

<b>London 2012 – Qualifying</b>					
Date	Opponent	Result	U.S. Goals	Location	Attendance
March 26, 2012	El Salvador	3-3 T	Terrence Boyd (2), Joe Corona	Nashville, Tenn.	7,889
March 24, 2012	Canada	0-2 L	–	Nashville, Tenn.	10,578
March 22, 2012	Cuba	6-0 W	Joe Corona (3), Juan Agudelo, own goal, Freddy Adu	Nashville, Tenn.	4,269

<b>Beijing 2008 – Finals</b>					
Date	Opponent	Result	U.S. Goals	Location	Attendance
Aug. 13, 2008	Nigeria	1-2 L	Sacha Kljestan	Beijing, China	48,096
Aug. 10, 2008	Netherlands	2-2 T	Jozy Altidore, Sacha Kljestan	Tianjin, China	45,016
Aug. 7, 2008	Japan	1-0 W	Stuart Holden	Tianjin, China	37,177

<b>Beijing 2008 – Qualifying</b>					
Date	Opponent	Result	U.S. Goals	Location	Attendance
March 23, 2008	Honduras	0-1 L	–	Nashville, Tenn.	12,663
March 20, 2008	Canada	3-0 W	Freddy Adu (2), Sacha Kljestan	Nashville, Tenn.	13,201
March 15, 2008	Honduras	1-0 W	Eddie Gaven	Tampa, Fla.	10,974
March 13, 2008	Panama	1-0 W	Freddy Adu	Tampa, Fla.	3,855
March 11, 2008	Cuba	1-1 T	Freddy Adu	Tampa, Fla.	4,259

<b>Athens 2004 – Qualifying</b>					
Date	Opponent	Result	U.S. Goals	Location	Attendance
Feb. 12, 2004	Honduras	1-1 T (2-4 pk)	Alecko Eskandarian	Guadalajara, Mexico	45,000
Feb. 10, 2004	Mexico	0-4 L	–	Guadalajara, Mexico	60,000
Feb. 7, 2004	Honduras	4-3 W	Alecko Eskandarian (3), Kyle Beckerman	Guadalajara, Mexico	500
Feb. 5, 2004	Canada	2-0 W	Bobby Convey (2)	Guadalajara, Mexico	1,500
Feb. 3, 2004	Panama	4-3 W	Bobby Convey (2), Brad Davis, Landon Donovan	Guadalajara, Mexico	1,500

<b>Sydney 2000 – Finals</b>					
Date	Opponent	Result	U.S. Goals	Location	Attendance
Sept. 29, 2000	Chile	0-2 L *	–	Sydney, Australia	26,381
Sept. 26, 2000	Spain	1-3 L *	Pete Vagenas	Sydney, Australia	39,800
Sept. 23, 2000	Japan	2-2 T (5-4 pk)	Josh Wolff, Pete Vagenas	Adelaide, Australia	18,345
Sept. 19, 2000	Kuwait	3-1 W	Danny Califf,	Melbourne, Australia	20,000
Sept. 16, 2000	Cameroon	1-1 T	Pete Vagenas, Chris Albright, Landon Donovan	Canberra, Australia	24,800
Sept. 13, 2000	Czech Republic	2-2 T	Chris Albright, Josh Wolff	Canberra, Australia	24,800

<b>Sydney 2000 – Qualifying</b>					
Date	Opponent	Result	U.S. Goals	Location	Attendance
April 30, 2000	Honduras	1-2 L	Josh Wolff	Hershey, Pa.	12,126
April 28, 2000	Guatemala	4-0 W	Landon Donovan (2), John O'Brien, Josh Wolff	Hershey, Pa.	12,299
April 25, 2000	Canada	0-0 T	–	Hershey, Pa.	5,798
April 21, 2000	Honduras	3-0 W	Chris Albright (2), John Thornington	Hershey, Pa.	11,229

<b>Atlanta 1996 – Finals</b>					
Date	Opponent	Result	U.S. Goals	Location	Attendance
July 24, 1996	Portugal	1-1 T	Brian Maisonneuve	Washington, D.C.	58,012
July 22, 1996	Tunisia	2-0 W	Jovan Kirovski, Brian Maisonneuve	Birmingham, Ala.	45,687
July 20, 1996	Argentina	1-3 L	Claudio Reyna	Birmingham, Ala.	83,183

*(The U.S. automatically qualified as host country for the 1996 Olympics)*

**Barcelona 1992 - Finals**

Date	Opponent	Result	U.S. Goals	Location	Attendance
July 29, 1992	Poland	2-2 T	Erik Imler, Steve Snow	Zaragoza, Spain	3,000
July 27, 1992	Kuwait	3-1 W	Dario Brose, Manny Lagos, Steve Snow	Zaragoza, Spain	4,500
July 24, 1992	Italy	1-2 L	Joe-Max Moore	Barcelona, Spain	18,000

**Barcelona 1992 - Qualifying**

Date	Opponent	Result	U.S. Goals	Location	Attendance
May 17, 1992	Canada	1-2 L	Steve Snow	Saint John, Canada	2,500
May 10, 1992	Canada	3-1 W	Steve Snow (2), Claudio Reyna	Bloomington, Ind.	6,582
April 26, 1992	Mexico	3-0 W	Steve Snow (2), Chris Henderson	Bethlehem, Pa.	13,927
April 19, 1992	Honduras	4-3 W	Claudio Reyna, Alexi Lalas, Steve Snow, Dante Washington	San Pedro Sula, Honduras	25,000
April 5, 1992	Honduras	4-3 W	Steve Snow (3), Yari Alnutt	St. Louis, Mo.	5,612
March 25, 1992	Mexico	2-1 W	Chris Henderson, Mike Lapper	Mexico City, Mexico	41,000
Aug. 25, 1991	Haiti	2-0 W	Dante Washington, Joe-Max Moore	Port-au-Prince, Haiti	n/a
June 23, 1991	Haiti	8-0 W	Curt Onalfo (2), Alexi Lalas (2), Dante Washington (2), Claudio Reyna, Manny Lagos	Colorado Springs, Colo.	2,198
July 20, 1991	Panama	7-1 W	D. Washington (2), Steve Snow, Chris Henderson, Curt Onalfo (2), Dario Brose	Dublin, Ohio	10,256
July 14, 1991	Panama	1-1 T	Dante Washington	Panama City, Panama	12,000

**Seoul 1988 - Finals**

Date	Opponent	Result	U.S. Goals	Location	Attendance
Sept. 22, 1988	Soviet Union	2-4 L	John Doyle, Brent Goulet	Taegu, South Korea	20,000
Sept. 20, 1988	Korea Republic	0-0 T	-	Pusan, South Korea	22,000
Sept. 18, 1988	Argentina	1-1 T	Mike Windischmann	Taegu, South Korea	18,500

**Seoul 1988 - Qualifying**

Date	Opponent	Result	U.S. Goals	Location	Attendance
May 25, 1988	El Salvador	4-1 W	Rick Davis, Brent Goulet (2), own goal	Indianapolis, Ind.	9,520
Oct. 18, 1987	El Salvador	4-2 W	Brent Goulet, Frank Klopas, Frank Klopas, Hugo Perez (2)	San Salvador, El Salvador	45,000
Sept. 20, 1987	Trinidad & Tob.	1-0 W	Hugo Perez	Port of Spain, Trinidad (est.)	10,000
Sept. 5, 1987	Trinidad & Tob.	4-1 W	John Stollmeyer, Brent Goulet (3)	St. Louis, Mo.	n/a
May 30, 1987	Canada	3-0 W	Paul Krumpke, Jim Gabarra	St. Louis, Mo.	n/a
May 23, 1987	Canada	0-2 L	-	Saint John, Canada	n/a

**Los Angeles 1984 - Finals**

Date	Opponent	Result	U.S. Goals	Location
Aug. 2, 1984	Egypt	1-1 T	own goal	Palo Alto, Calif.
July 31, 1984	Italy	0-1 L	-	Pasadena, Calif.
July 29, 1984	Costa Rica	3-0 W	Rick Davis (2), Jean Willrich	Palo Alto, Calif.

*(The U.S. automatically qualified as host country for the 1984 Olympics)*

**Moscow 1980 - Qualifying**

Date	Opponent	Result	U.S. Goals	Location
April 2, 1980	Suriname	2-4 L	Njogo Pesa, Juli Vee	Paramaribo, Suriname
March 25, 1980	Costa Rica	1-1 T	Don Ebert	Edwardsville, Ill.
March 20, 1980	Costa Rica	1-0 W	Don Ebert	San Jose, Costa Rica
March 16, 1980	Suriname	2-1 W	Joseph Morrone, Don Ebert	Orlando, Fla.
Dec. 12, 1979	Bermuda	5-0 W	Rick Davis, Louis Nachoff, George Nachoff, Greg Villa, own goal	Ft. Lauderdale, Fla.
Dec. 2, 1979	Bermuda	3-0 W	Angelo DiBernardo, Rick Davis, Njogo Pesa	Hamilton, Bermuda
June 3, 1979	Mexico	2-0 W ^	-	New York, N.Y.
May 23, 1979	Mexico	2-0 W ^	-	Leon, Mexico

**Key:** ^ forfeit

*In 1979, the USA won its two qualification matches against Mexico by forfeit because Mexico illegally used professional players. The USA lost the actual matches 4-0 and 2-0.*

*(continued on next page)*

<b>Montreal 1976 - Qualifying</b>				
Date	Opponent	Result	U.S. Goals	Location
Aug. 28, 1975	Mexico	2-4 L	George Chapla, Telmo Pires	Wilmington, Del.
Aug. 25, 1975	Mexico	0-8 L	-	Toluca, Mexico
April 27, 1975	Bermuda	2-0 W	Chris Bahr (2)	San Francisco, Calif.
April 20, 1975	Bermuda	2-3 L	John Stremlau, Len Salvemini	Hamilton, Bermuda

<b>Munich 1972 - Finals</b>				
Date	Opponent	Result	U.S. Goals	Location
Aug. 31, 1972	W. Germany	0-7 L	-	Munich, West Germany
Aug. 29, 1972	Malaysia	0-2 L	-	Ingolstadt, West Germany
Aug. 27, 1972	Morocco	0-0 T	-	Augsburg, West Germany

<b>Munich 1972 - Qualifying</b>				
Date	Opponent	Result	U.S. Goals	Location
May 14, 1972	Jamaica	2-1 W	John Carenza, Manny Hernandez	St. Louis, Mo.
May 10, 1972	Mexico	2-2 T	Mike Seerey (2)	San Francisco, Calif.
April 25, 1972	Guatemala	2-1 W	Mike Seerey (2)	Miami, Fla.
April 16, 1972	Guatemala	2-3 L	Joey Hamm, John Carenza	Guatemala City, Guatemala
Jan. 23, 1972	Mexico	1-1 T	John Carenza	Guadalajara, Mexico
Jan. 16, 1972	Jamaica	1-1 T	Archie Roboostoff	Kingston, Jamaica
Sept. 18, 1971	El Salvador	1-0 W	Al Trost	Kingston, Jamaica
Aug. 22, 1971	Barbados	3-1 W	Buzz Demling, Al Trost, John Carenza	Bridgetown, Barbados
Aug. 15, 1971	El Salvador	1-1 T	Manny Hernandez	San Salvador, El Salvador
July 25, 1971	Barbados	3-0 W	Steve Gay (3)	Miami, Fla.
July 18, 1971	El Salvador	1-1 T	John Carenza	Miami, Fla.

<b>Mexico City 1968 - Qualifying</b>				
Date	Opponent	Result	U.S. Goals	Location
May 27, 1967	Bermuda	0-1 L	-	Chicago, Ill.
May 21, 1967	Bermuda	1-1 T	Janos Benedek	Hamilton, Bermuda

<b>Tokyo 1964 - Qualifying</b>				
Date	Opponent	Result	U.S. Goals	Location
March 20, 1964	Mexico	1-2 L	Carl Gentile	Mexico City, Mexico
March 18, 1964	Panama	4-2 W	Wolfgang Wostl, Carl Gentile (3)	Mexico City, Mexico
March 16, 1964	Suriname	0-1 L	-	Mexico City, Mexico

<b>Rome 1960 - Qualifying</b>				
Date	Opponent	Result	U.S. Goals	Location
Nov. 22, 1959	Mexico	1-1 T	Eddie Murphy	Los Angeles, Calif.
Oct. 8, 1959	Mexico	0-2 L	-	Mexico City, Mexico

<b>Melbourne 1956 - Finals</b>				
Date	Opponent	Result	U.S. Goals	Location
Nov. 28, 1956	Yugoslavia	1-9 L	Al Zerhusen	Melbourne, Australia

<b>Helsinki 1952 - Finals</b>				
Date	Opponent	Result	U.S. Goals	Location
July 16, 1952	Italy	0-8 L	-	Tampere, Finland

<b>London 1948 - Finals</b>				
Date	Opponent	Result	U.S. Goals	Location
Aug. 2, 1948	Italy	0-9 L	-	London, England

<b>Berlin 1936 - Finals</b>				
Date	Opponent	Result	U.S. Goals	Location
Aug. 3, 1936	Italy	0-1 L	-	Berlin, Germany

<b>Amsterdam 1928 - Finals</b>				
Date	Opponent	Result	U.S. Goals	Location
May 30, 1928	Argentina	2-11 L	Rudolf Kunter, Henry Carroll	Amsterdam, Holland

<b>Paris 1924 - Finals</b>				
Date	Opponent	Result	U.S. Goals	Location
May 29, 1924	Uruguay	0-3 L	-	Paris, France
May 25, 1924	Estonia	1-0 W	A.J. Straden	Paris, France

\* 2000 Olympic Men's Soccer Tournament Medal Round



[USMNT](#)

[MNT History](#)

[World Cup History](#)

[Programs](#)

[Competitions](#)

[U.S. History & Info](#)



# All-Time Olympic Results and Lineups

<b>Key:</b> + Olympic Qualifying ++ Olympic Games * Intercontinental Playoff	<b>March 29, 2016</b> vs. <b>Colombia (og) *</b> @ Frisco, Texas: 1-2 Horvath Acosta Miazga Parker Payne (Gil) Trapp Hyndman Arriola (Kiesewetter) Polster Morris (Shelton) Rodriguez	<b>March 25, 2016</b> vs. <b>Colombia *</b> at Barranquilla, Colombia: 1-1 Horvath (Cropper) Acosta Miazga Parker E. Miller Trapp Polster Hyndman Gil-1 (Alashe) Rodriguez (Kiesewetter) Morris	<b>Oct. 13, 2015</b> vs. <b>Canada +</b> @ Sandy, Utah.: 2-0 Horvath Polster Miazga Carter-Vickers Pelosi-1 Kiesewetter-1 (Okwuonu) Alashe Trapp (c) Serna (Gil) Hernandez (Hyndman) Morris	<b>Oct. 10, 2015</b> vs. <b>Honduras +</b> @ Sandy, Utah.: 0-2 Horvath Okwuonu (Ariyibi) Miazga Carter-Vickers Serna Polster Hyndman (Alashe) Trapp (c) Kiesewetter Gil (Hernandez) Morris	<b>Oct. 6, 2015</b> vs. <b>Panama +</b> @ Commerce City, Colo.: 4-0 (og) Horvath Okwuonu Packwood Carter-Vickers Serna Polster (Hyndman) Gil-1 (c) Zelalem (Morris-1) Tali (Kiesewetter-1) Hernandez Ariyibi
<b>Oct. 3, 2015</b> vs. <b>Cuba +</b> @ Kansas City, Kan.: 6-1 Steffen Polster (Ariyibi) Miazga-1 Carter-Vickers-1 Okwuonu Gil Trapp (c) Pelosi Hyndman-2 (Tali) Kiesewetter-2 (Tali) Morris (Hernandez-1)	<b>Oct. 1, 2015</b> vs. <b>Canada +</b> @ Kansas City, Kan.: 3-1 Polster Miazga Carter-Vickers Serna Alashe (Okwuonu) Trapp (c) Zelalem (Pelosi) Hyndman (Gil-1) Kiesewetter Morris-2	<b>March 26, 2012</b> vs. <b>El Salvador +</b> @ Nashville, Tenn.: 3-3 Hamid (S. Johnson) Sarkodie Opara Kitchen Villafaña Okugo Diskerud Corona-1 (Stephens) Adu (c) (Gyau) Boy-2 Shea	<b>March 24, 2012</b> vs. <b>Canada +</b> @ Nashville, Tenn.: 0-2 Hamid Valentin Ianni Kitchen Villafaña Jeffrey (Okugo) Diskerud Corona-3 Adu (c) Agudelo-1 (Bunbury) Shea (Gyau)	<b>March 22, 2012</b> vs. <b>Cuba + (og)</b> @ Nashville, Tenn.: 6-0 Hamid Sarkodie Opara Kitchen Valentin Jeffrey (Okugo) Diskerud Corona-3 Adu-1 (c) Agudelo-1 (Bunbury) Shea (Gyau)	<b>Aug. 13, 2008</b> vs. <b>Nigeria ++</b> @ Beijing, China: 1-2 Guzan Wynne Edu Parkhurst Orozco Fiscal Holden (Davies) Rogers Holden (Davies) Kjestaan-1 Szetela (McCarthy) McBride (c) Altidore (Feilhaber)
<b>Aug. 10, 2008</b> vs. <b>Netherlands ++</b> @ Tianjin, China: 2-2 Guzan Wynne Edu Parkhurst Orozco Fiscal Holden Bradley Kjestaan-1 Rogers (Altidore-1) Feilhaber McBride (c)	<b>Aug. 7, 2008</b> vs. <b>Japan ++</b> @ Tianjin, China: 1-0 Guzan Wynne Edu Parkhurst Orozco Fiscal Holden-1 (Feilhaber) Bradley Kjestaan Rogers (Szetela) McBride (c) (Altidore)	<b>March 23, 2008</b> vs. <b>Honduras +</b> @ Nashville, Tenn.: 0-1 Cervi Hill Orozco Fiscal Ianni Sturgis Freeman (Edu) Holden (Wynne) Kjestaan (c) Sturgis Gaven Barrett (Altidore) Findley	<b>March 20, 2008</b> vs. <b>Canada +</b> @ Nashville, Tenn.: 3-0 Seitz Wynne Orozco Fiscal Ianni Sturgis Kjestaan-1 (Findley) Edu (c) McCarthy Holden Adu-2 (Gaven) Altidore (Davies)	<b>March 15, 2008</b> vs. <b>Honduras +</b> @ Tampa, Fla.: 1-0 Cervi Hill Orozco Fiscal Ianni Sturgis Zizzo (Davies) Kjestaan (c) (McCarthy) Gaven-1 Barrett (Findley) Findley	<b>March 13, 2008</b> vs. <b>Panama +</b> @ Tampa, Fla.: 1-0 Seitz Wynne Orozco Fiscal Sturgis Edu (c) Holden McCarthy Kjestaan Gaven (Zizzo) Barrett (Findley) Altidore (Davies)
<b>March 11, 2008</b> vs. <b>Cuba +</b> @ Tampa, Fla.: 1-1 Seitz Ianni Sturgis Freeman Hill Davies (Barrett) McCarthy Edu (c) Findley (Gaven) Adu-1 Altidore (Kjestaan)	<b>Feb. 12, 2004</b> vs. <b>Honduras +</b> @ Guadalajara, Mex.: 1-1 (2-4 pk) Warren Wingert (Marshall) Buciaga Stokes Pause (c) Beckerman Carroll Davis Gaven Testo (Johnson) Eskandarian-1	<b>Feb. 10, 2004</b> vs. <b>Mexico +</b> @ Guadalajara, Mexico: 0-4 Wingert (Beckerman) Marshall Borchers Lewis Pause Beasley Davis (Gaven) Convey Testo (Johnson) Eskandarian (Eskandarian)	<b>Feb. 7, 2004</b> vs. <b>Honduras +</b> @ Guadalajara, Mexico: 4-3 Warren Wingert Buciaga Borchers Stokes Beckerman-1 (c) (Pause) Carroll Lewis Gaven Testo Eskandarian-3	<b>Feb. 5, 2004</b> vs. <b>Canada + (og)</b> @ Guadalajara, Mexico: 2-0 Countess Wingert Marshall Borchers Lewis Beckerman Beasley Carroll Convey-2 (Davis) Donovan (c) (Testo) Johnson (Gaven)	<b>Feb. 3, 2004</b> vs. <b>Panama +</b> @ Guadalajara, Mexico: 4-3 Countess Whitbread (Buciaga) Marshall Borchers Wingert Beckerman Beasley Davis-1 (Pause) Convey-2 Donovan-1 (c) Eskandarian (Johnson)
<b>Sept. 29, 2000</b> vs. <b>Chile ++</b> @ Sydney: 0-2 Friedel Agoos Dunseth (c) Califf (Donovan) Hejduk O'Brien Vagenas Albright (Victorine) Olsen Casey Wolff	<b>Sept. 26, 2000</b> vs. <b>Spain ++</b> @ Sydney: 1-3 Friedel Agoos McCarthy (c) Califf Hejduk O'Brien Vagenas-1 Albright (Victorine) Corrales (Donovan) Casey Wolff	<b>Sept. 23, 2000</b> vs. <b>Japan ++ (5-4 pk)</b> @ Adelaide: 2-2 Friedel McCarthy (c) Califf Hejduk O'Brien (Whitfield) Vagenas-1 Albright (Victorine) Olsen (Donovan) Casey Wolff-1	<b>Sept. 19, 2000</b> vs. <b>Kuwait ++</b> @ Melbourne: 3-1 Friedel Agoos McCarthy (c) Califf Hejduk O'Brien Vagenas Albright-1 Olsen (DiGiamarino) Casey (Donovan-1) Wolff	<b>Sept. 16, 2000</b> vs. <b>Cameroon ++</b> @ Canberra: 1-1 Friedel Agoos McCarthy (c) Califf Hejduk O'Brien Vagenas-1 Albright Olsen Casey Wolff	<b>Sept. 13, 2000</b> vs. <b>Czech Republic ++</b> @ Canberra: 2-2 Friedel Agoos McCarthy (c) Califf Hejduk O'Brien Reyna Albright-1 (Corrales) Olsen Casey Wolff-1
<b>April 30, 2000</b> vs. <b>Honduras +</b> @ Hershey, Pa.: 1-2 Howard Cherundolo Califf McCarthy (c) Corrales (Denton) O'Brien Beasley Thorrington (Olsen) Vagenas Wolff-1 Donovan (Albright)	<b>April 28, 2000</b> vs. <b>Guatemala +</b> @ Hershey, Pa.: 4-0 A. Brown Cherundolo Califf McCarthy (c) Corrales (Denton) O'Brien-1 Donovan-2 Olsen Vagenas Wolff-1 (Beasley) Albright (Casey)	<b>April 25, 2000</b> vs. <b>Canada +</b> @ Hershey, Pa.: 0-0 Howard Cherundolo Dunseth (c) McCarthy (Califf) Corrales O'Brien Thorrington Olsen Vagenas (Winters) Casey Albright (Wolff)	<b>April 21, 2000</b> vs. <b>Honduras +</b> @ Hershey, Pa.: 3-0 A. Brown Cherundolo Dunseth (c) McCarthy Corrales O'Brien Beasley (Thorrington-1) Olsen Vagenas (Winters) Casey (Wolff) Albright-2	<b>July 24, 1996</b> vs. <b>Portugal ++</b> @ Washington, D.C.: 1-1 Keller Pope Lalas Peay (Pollard) Hejduk Maisonneuve-1 (McKeon) Reyna Silvera (Wood) Joseph Baba Kirovski	<b>July 22, 1996</b> vs. <b>Tunisia ++</b> @ Birmingham: 2-0 Keller Pope Lalas Peay Hejduk Maisonneuve-1 Reyna Silvera Joseph Baba Kirovski-1 (Wood)
<b>July 20, 1996</b> vs. <b>Argentina ++</b> @ Birmingham: 1-3 Keller Pope Lalas Peay (Vargas) Hejduk Maisonneuve Reyna-1 Silvera (McKeon) Baba Kirovski Wood (Joseph)	<b>July 19, 1992</b> vs. <b>Poland ++</b> @ Zaragoza: 2-2 Friedel Onaflo Lalas (Moore) Lapper Imier-1 Huwiler Allnut Brose-1 (Lagos-1) Moore Reyna Barna Lagos (Jones) Snow-1	<b>July 27, 1992</b> vs. <b>Kuwait ++</b> @ Zaragoza: 3-1 Friedel Rast Dayak (Moore-1) Lapper Imier Huwiler Burns Brose-1 (Lagos-1) Moore Reyna Jones (Allnut) Reyna Snow-1	<b>July 24, 1992</b> vs. <b>Italy ++</b> @ Barcelona: 1-2 Friedel Rast Dayak (Moore-1) Lapper Imier Huwiler Burns Reyna Allnut Jones Washington	<b>May 17, 1992</b> vs. <b>Canada +</b> @ Saint John: 1-2 Friedel Imier Huwiler Lalas Dayak Allnut-1 Moore Burns Reyna Washington (Harty) Snow	<b>May 10, 1992</b> vs. <b>Canada +</b> @ Bloomington: 3-1 Friedel Imier Harty Lapper Lalas Huwiler Burns Reyna-1 (Moore) Jones (Allnut) Snow-2 Henderson

**April 26, 1992**  
vs. Mexico +  
@ Bethlehem: 3-0  
Friedel  
Rast  
Lalas  
Lapper  
Huwiler (Moore)  
Imler  
Burns  
Henderson-1  
Reyna  
Jones  
Snow-2

**April 19, 1992**  
vs. Honduras +  
@ San Pedro Sula: 4-3  
Friedel  
Rast  
Lalas-1  
Burns  
Imler  
Allnutt-1  
Reyna-1 (Moore)  
Huwiler (Jones)  
Henderson  
Snow-1  
Washington-1

**April 5, 1992**  
vs. Honduras +  
@ St. Louis, 4-3  
Friedel  
Rast  
Lapper  
Imler  
Burns  
Allnutt-1  
Henderson  
Reyna  
Jones (Lalas)  
Snow-3  
Washington (Brose)

**March 25, 1992**  
vs. Mexico +  
@ Mexico City: 2-1  
Friedel  
Rast  
Lalas  
Lapper-1  
Imler  
Burns  
Henderson-1  
Reyna  
Jones (Allnutt)  
Washington  
Snow

**Aug. 25, 1991**  
vs. Haiti +  
@ Port-au-Prince: 2-0  
Friedel  
Imler  
Rast  
Lapper  
Harty (Allnutt)  
Jones  
Burns  
Onalfo  
Moore-1 (Jaguande)  
Washington-1  
Snow

**July 20, 1991**  
vs. Panama +  
@ Mexico: 7-1  
Friedel  
Imler  
Lalas  
Burns  
Dayak  
Henderson-1 (Rast)  
Allnutt  
Onalfo-2  
Brose-1  
Washington-2  
Snow-1 (Reyna)

**July 14, 1991**  
vs. Panama +  
@ Panama City: 1-1  
Friedel  
Imler  
Dayak  
Lapper  
Lalas  
Hardy  
Henderson  
Onalfo (Reyna)  
Burns (Lagos)  
Brose  
Washington-1

**June 23, 1991**  
vs. Haiti +  
@ Colorado Springs: 8-0  
Friedel  
Dayak  
Huwiler  
Lalas-2  
Lapper  
Harty  
Onalfo-2  
Brose  
Allnutt-1  
Reyna-1 (Lagos-1)  
Washington-2

**Sept. 22, 1988**  
vs. Soviet Union ++  
@ Taegu, S. Korea: 2-4  
Vanole  
Doyle-1  
Crow  
Caligiuri  
Krumpe (Armstrong)  
R. Davis  
Stollmeyer (Goulet-1)  
Bliss  
Kain  
Murray  
Klopas  
Vermes

**Sept. 20, 1988**  
vs. Korea Republic ++  
@ Pusan: 0-0  
Armstrong  
Crow  
Caligiuri  
Krumpe  
R. Davis  
Harkes (Doyle)  
Bliss  
Harkes (Stollmeyer)  
Goulet  
Klopas

**Sept. 18, 1988**  
vs. Argentina ++  
@ Taegu, S. Korea: 1-1  
Vanole  
Armstrong  
Crow  
Caligiuri  
Krumpe  
R. Davis  
Ramos (Harkes)  
Bliss  
B. Murray  
Goulet (Windischmann-1)  
Vermes

**May 25, 1988**  
vs. El Salvador + (og)  
@ Indianapolis, Ind.: 4-1  
Vanole  
Diffey  
Trittschuh  
Krumpe  
Doyle  
R. Davis-1  
Ramos (Borja)  
B. Murray  
Goulet-2  
Gabarra  
Vermes

**Oct. 18, 1987**  
vs. El Salvador +  
@ San Salvador: 4-2  
Vanole  
Doyle  
Trittschuh  
Windischmann  
Crow  
R. Davis  
Krumpe  
Bliss  
Goulet-1 (J. Kerr)  
Perez-2  
Klopas-1 (Eichmann)

**Sept. 20, 1987**  
vs. Trinidad & Tobago +  
@ Port of Spain: 1-0  
Vanole  
Banks  
Trittschuh  
Windischmann  
Crow  
Stollmeyer (R. Davis)  
Krumpe  
Bliss  
Goulet  
Perez-1 (Eichmann)  
Gabarra

**Sept. 5, 1987**  
vs. Trinidad & Tobago +  
@ St. Louis: 4-1  
Vanole  
Banks  
Trittschuh  
Windischmann  
Crow  
Stollmeyer-1  
Kain  
Bliss (R. Davis)  
Goulet-3  
Perez  
Klopas (Hantak)

**May 30, 1987**  
vs. Canada +  
@ St. Louis: 3-0  
Vanole  
Krumpe-2  
Trittschuh  
Windischmann  
Doyle  
Bliss  
Borja (Eichmann)  
Harkes  
Gabarra-1  
Goulet  
B. Murray

**May 23, 1987**  
vs. Canada +  
@ St. John: 0-2  
Vanole  
Krumpe  
Trittschuh  
Windischmann  
Bliss  
Caligiuri  
Eichmann (B. Murray)  
Harkes  
Gabarra  
Goulet  
Gjonbalaj (Klopas)

**Aug. 2, 1984**  
vs. Egypt ++ (og)  
@ Palo Alto, Calif.: 1-1  
Bric  
Savage  
G. Thompson  
Crow  
Kapp  
Durgan (Perez)  
Fox  
A. DiBernardo  
Borja  
R. Davis  
Moyers

**July 31, 1984**  
vs. Italy ++  
@ Pasadena, Calif.: 0-1  
Bric  
Savage  
G. Thompson  
A. DiBernardo  
Kapp (Hooker)  
Borja  
Moyers  
R. Davis  
Perez  
Crow (Fox)  
Wilrich

**July 29, 1984**  
vs. Costa Rica ++  
@ Palo Alto, Calif.: 3-0  
Bric  
Savage  
G. Thompson  
Kapp  
Crow  
Borja (Hooker)  
A. DiBernardo  
R. Davis-2  
Perez (Fox)  
Wilrich-1  
Moyers

**April 2, 1980**  
vs. Suriname +  
@ Paramaribo: 2-4  
Coffee  
J. Clarke  
Salvemini  
Lignos  
Hayes  
Van der Beck  
Vigliotti  
Pesa-1  
Villa  
Ebert  
Vee-1

**March 25, 1980**  
vs. Costa Rica +  
@ Edwardsville: 1-1  
Coffee  
J. Clarke  
Keough  
Lawson  
Bellinger  
Van der Beck  
Morrone  
A. DiBernardo  
L. Nanchoff  
Ebert-1  
Villa

**March 20, 1980**  
vs. Costa Rica +  
@ San Jose: 1-0  
Coffee  
J. Clarke  
McKeon  
T. Keough  
Bellinger  
Van der Beck  
Morrone  
A. DiBernardo  
L. Nanchoff  
Ebert-1  
Villa

**March 16, 1980**  
vs. Suriname +  
@ Orlando, Fla.: 2-1  
Bric  
Clarke  
McKeon  
T. Keough  
Bellinger  
Van der Beck  
Morrone-1  
A. DiBernardo  
L. Nanchoff  
Ebert-1  
Villa

**Dec. 12, 1979**  
vs. Bermuda + (og)  
@ Ft. Lauderdale: 5-0 (og)  
Coffee  
Makowski  
T. Keough  
McKeon  
Bellinger  
Van der Beck  
R. Davis-1  
Hulcer  
L. Nanchoff-1 (G. Nanchoff-1)  
Pesa  
Villa-1

**Dec. 2, 1979**  
vs. Bermuda +  
@ Hamilton: 3-0  
Coffee  
Makowski  
T. Keough  
McKeon  
Bellinger  
Hulcer  
A. DiBernardo-1  
R. Davis-1  
Pesa-1  
L. Nanchoff  
Villa

**June 3, 1979**  
vs. Mexico +  
@ New York: 2-0 (forfeit)  
Bric  
Crudo  
J. Clarke  
T. Keough  
Makowski  
Leeper  
Van der Beck  
DiBernardo (MacWilliams)  
Villa  
Ebert (Hayes)  
Stamatis

**May 23, 1979**  
vs. Mexico +  
@ Leon: 2-0 (forfeit)  
Bric  
J. Clarke  
Morrone  
G. Nanchoff  
Makowski  
Van der Beck  
R. Davis  
Hulcer  
Villa (L. Nanchoff)  
Ebert  
MacWilliams (Leeper)

**Aug. 28, 1975**  
vs. Mexico +  
@ Wilmington: 2-4  
Kuykendall  
J. Clarke  
Chapla-1  
Pires-1  
Myernick (O'sullivan)  
Salvemini  
Garibay  
Welsh  
Wit  
Formoso  
Stremiau

**Aug. 25, 1975**  
vs. Mexico +  
@ Toluca: 0-8  
St. Clair  
Zylker  
Myernick (Welsh)  
Chapla  
Hudson  
J. Clarke  
Stremiau  
Salvemini  
Wit  
Pires (Garibay)  
Formoso

**April 27, 1975**  
vs. Bermuda +  
@ San Francisco: 2-0  
St. Clair  
Zylker  
Myernick  
Pires  
Garibay  
Stremiau  
Ch. Bahr-2  
Wit  
Salvemini  
Welsh

**April 20, 1975**  
vs. Bermuda +  
@ Hamilton: 2-3  
Kuykendall  
Zylker  
Myernick  
Hudson  
Pires  
Garibay  
Welsh  
Stremiau-1  
Wit  
Salvemini-1  
Formoso

**Aug. 31, 1972**  
vs. West Germany ++  
@ Munich: 0-7  
Messing  
Ca. Bahr  
Ziaja  
Hamm  
Stemke  
Stam  
Roboostoff  
Trost  
Gay (Zylker)  
Demling  
Flater (Margulis)

**Aug. 29, 1972**  
vs. Malaysia ++  
@ Ingolstadt: 0-2  
Ivanov  
Ca. Bahr  
Bocwinski  
Demling (Hamm)  
Stemke  
Stam  
Roboostoff  
Trost  
Carenza (Gay)  
Hernandez  
H. Salcedo

**Aug. 27, 1972**  
vs. Morocco ++  
@ Augsburg: 0-0  
Ivanov  
Ca. Bahr  
Bocwinski  
Demling (Trost)  
Stemke  
Stam  
Roboostoff  
Seeray  
Carenza  
Hernandez  
H. Salcedo

**May 14, 1972**  
vs. Jamaica +  
@ St. Louis: 2-1  
Ivanov  
Ca. Bahr  
Bocwinski  
Hamm  
Stemke  
Stam  
Roboostoff  
Seeray  
Carenza-1  
Demling  
Hernandez-1

**May 10, 1972**  
vs. Mexico +  
@ San Francisco: 2-2  
Messing  
Ca. Bahr  
Bocwinski  
Demling  
Stemke  
Stam  
Gay  
Seeray-2  
Carenza  
Hamm  
Hernandez

**April 25, 1972**  
vs. Guatemala +  
@ Miami: 2-1  
Ivanov  
Ca. Bahr  
Bocwinski  
Hamm  
Stemke  
Stam  
Flater  
Seeray-2  
Carenza  
Demling  
Gay

**April 16, 1972**  
vs. Guatemala +  
@ Guatemala City: 2-3  
Messing  
Ca. Bahr  
Bocwinski  
Trost (Hamm-1)  
Stemke  
Stam  
Roboostoff  
Seeray  
Carenza-1  
Demling  
Hernandez

**Jan. 23, 1972**  
vs. Mexico +  
@ Guadalajara: 1-1  
Messing  
Ca. Bahr  
Bocwinski  
Trost  
Stemke  
Stam  
Roboostoff  
Seeray  
Carenza-1  
Demling  
Hernandez

**Jan. 16, 1972**  
vs. Jamaica +  
@ Kingston: 1-1  
Messing  
Ca. Bahr  
Bocwinski  
Trost  
Stemke  
Stam  
Roboostoff-1  
Seeray  
Carenza  
Demling  
Hernandez

**Sept. 18, 1971**  
vs. El Salvador + (6-5 Pks)  
@ Kingston, Jamaica: 1-1  
Messing  
Ca. Bahr  
Bocwinski  
Demling  
Stemke  
Hamm  
Roboostoff  
Trost-1  
Carenza  
Ziaja  
Hernandez

<b>Aug. 22, 1971</b> vs. Barbados + @ Bridgetown: 3-1 Messing Ca. Bahr Bocwinski Stam Stemke Demling-1 Gay Trost-1 Carenza-1 H. Salcedo Hernandez	<b>Aug. 15, 1971</b> vs. El Salvador + @ San Salvador: 1-1 Messing Ca. Bahr Bocwinski Stam Stemke Demling Zyker Trost Carenza H. Salcedo Hernandez-1	<b>July 25, 1971</b> vs. Barbados + @ Miami: 3-0 Messing Ziaja (Woolfe) Bocwinski Stam Stemke Demling Gay-3 Trost Carenza H. Salcedo Zyker (Hernandez)	<b>July 18, 1971</b> vs. El Salvador + @ Miami: 1-1 Messing Zyker Bocwinski Stam Stemke Ficken Tuchschere Blake Trost Carenza-1 Margulis Hernandez	<b>May 27, 1967</b> vs. Bermuda + @ Chicago: 0-1 Ivanow Stam Watson Stemke Gansler Ficken Tuchschere Blake Kinealy Robostoff Benedek	<b>May 21, 1967</b> vs. Bermuda + @ Hamilton: 1-1 DeLong (Ivanow) Watson Stam Gansler Stemke Benedek-1 Robostoff Getzinger (Kinealy) Ficken Tuchschere	<b>March 20, 1964</b> vs. Mexico + @ Mexico City: 1-2 DeLong Krasij Gansler Eppy Watson Bachmeier Wostl Schweiner Gentile-1 DeFort
<b>March 18, 1964</b> vs. Panama + @ Mexico City: 4-2 DeLong Krasij Watson Zucker Wostl-1 Eppy Bachmeier P. McBride Gentile-3 Wolanow Schweiner	<b>March 16, 1964</b> vs. Suriname + @ Mexico City: 0-1 DeLong Krasij Watson Bachmeier Wostl Eppy Getzinger DeFort Wolanow P. McBride Hausermann	<b>Nov. 22, 1959</b> vs. Mexico + @ Los Angeles: 1-1 Otobinni Wecke Speca Snylyk Ruscheinski Ely Ganger Guild E. Murphy-1 Looby Zerhusen	<b>Oct. 8, 1959</b> vs. Mexico + @ Mexico City: 0-2 Otobinni Wecke Speca Snylyk Ely Blake Cook Grabowski Mendoza Zerhusen-1 Looby Ganger Monsen	<b>Nov. 28, 1956</b> vs. Yugoslavia ++ @ Melbourne, Australia: 1-9 Engedal Wecke Conterio Snylyk H. Keough Dorian E. Murphy Mendoza Zerhusen-1 Looby Monsen	<b>July 16, 1952</b> vs. Italy ++ @ Tampere, Finland: 0-8 Burkhardt Schaller H. Keough Sheppell Colombo McHugh J. Souza Surock Mendoza Cook	<b>Aug. 2, 1948</b> vs. Italy ++ @ London, England: 0-9 Strimel Rego Costa M. Martin Colombo Ferreira W. Bahr Beckman J. Souza Bertani McLaughlin E. Souza
<b>Aug. 3, 1936</b> vs. Italy ++ @ Berlin, Germany: 0-1 Bartkus Greinert Zbirowski Crockett Pietras Altmore Gajda Nemchick Lutkefedder Fiedler Ryan	<b>May 30, 1928</b> vs. Argentina ++ @ Amsterdam: 2-11 A. Cooper Duffy H. Smith Ryan Lyons Aitken Findlay Deal Kuntner-1 Carroll-1 Gallagher	<b>May 29, 1924</b> vs. Argentina ++ @ Paris: 0-3 Douglas O'Connor Ryan Hornberger F. Jones Findlay Weils Straden Farrell Dalrymple	<b>May 25, 1924</b> vs. Estonia ++ @ Paris: 1-0 Douglas I. Davis Rudd F. Jones Hornberger O'Connor Findlay Farrell Straden-1 Dalrymple			

## All-Time U.S. Olympic Soccer Appearances

**1924-1956:**

**Full U.S. National Team (games also count as full international caps)**

**1960-1988:**

**Full U.S. National Team (games do not count as full international caps)**

**1992-present:**

**Under-23 National Team (plus average player stipulations)**

Player	Caps	Goals	Era	Player	Caps	Goals	Era	Player	Caps	Goals	Era
Acosta, Kellyn	2	0	2016	Briz, Aage	1	0	1924	Dayak, Troy	5	0	1991-92
Adu, Freddy	8	5	2008-12	Brose, Dario	5	2	1991-92	Deal, John	1	0	1928
Agoos, Jeff	6	0	2000	Brown, Adin	2	0	2000	DeFort, Leo	2	0	1964
Agudelo, Juan	1	1	2012	Burciaga, Jose	3	0	2004	DeLong, Gary	4	0	1963-67
Aitken, Robert	1	0	1928	Burkard, Robert	1	0	1952	Demling, Buzz	14	1	1971-72
Alashe, Fatai	4	0	2015-16	Burns, Michael	12	0	1991-92	Denton, Eric	2	0	2000
Albright, Chris	10	4	2000	Califf, Danny	9	1	2000	DiBernardo, Angelo	8	1	1979-84
Allnutt, Yari	9	1	1991-92	Caligiuri, Paul	4	0	1987-88	DiGiamarino, Joey	1	0	2000
Altmore, Charles	1	0	1936	Carenza, Brian	13	5	1971-72	Diffley, John	1	0	1988
Altidore, Jozy	7	1	2008	Carroll, Brian	3	0	2004	Diskerd, Mix	3	0	2012
Ariybi, Gboli	3	0	2015	Carroll, Henry	1	1	1928	Donovan, Landon	10	4	2000-04
Armstrong, Desmond	3	0	1988	Carter-Vickers, Cameron	5	1	2015	Dorian, George	1	0	1956
Ariola, Paul	1	0	2016	Casey, Conor	6	0	2000	Douglas, James	2	0	1924
Baba, Imad	3	0	1996	Cervi, Dominic	2	0	2008	Doyle, John	5	1	1987-88
Bahr, Casey	12	0	1971-72	Chapla, George	2	1	1975	Duffy, John	1	0	1928
Bahr, Chris	1	2	1973	Cherundolo, Steve	4	0	2000	Dunseth, Brian	3	0	2000
Bahr, Walter	1	1	1948	Clarke, Joe	8	0	1975-80	Durgan, Jeff	1	0	1984
Banks, Jimmy	2	0	1987	Coffee, Paul	6	0	1979-80	Ebert, Don	6	3	1979-80
Barrett, Chad	3	0	2008	Colombo, Charles M.	2	0	1948-52	Edu, Maurice	7	0	2008
Bartkus, Francis	1	0	1936	Conterio, William	1	0	1956	Eichmann, Eric	4	0	1987
Beasley, DaMarcus	6	0	2000-04	Convey, Bobby	3	4	2004	Ely, Alex	2	0	1959
Beckerman, Kyle	5	1	2004	Cook, Elwood	2	0	1952-59	Engedal, Svend	1	0	1956
Beckman, Raymond P.	1	0	1948	Cooper, Albert	1	0	1928	Eppy, William	3	0	1964
Bellingier, Tony	5	0	1977-80	Corona, Joe	3	4	2012	Eskandarian, Alecko	4	4	2004
Benedek, Janos	2	1	1967	Corrales, Ramiro	6	0	2000	Farrell, Harry	2	0	1924
Bertani, William J.	1	0	1948	Countess, D.J.	3	0	2004	Feilhaber, Benny	3	0	2008
Blake, Jack	1	0	1971	Crockett, James	1	0	1936	Ferreira, Joe	1	0	1948
Bliss, Brian	8	0	1984-88	Cropper, Cody	1	0	2016	Ficken, Dieter	2	0	1967
Bocwinski, John	13	0	1971-72	Crow, Kevin	9	0	1984-88	Fiedler, William	1	0	1936
Borchers, Nat	4	0	2004	Crudo, Tony	1	0	1979	Findlay, William	3	0	1924-28
Borja, Hernan "Chico"	5	0	1984-88	Dalrymple, Sam	2	0	1924	Findley, Robbie	5	0	2008
Boyd, Terrence	2	2	2012	Davis, Charlie	5	0	2008	Flater, Mike	2	0	1972
Bradley, Michael	2	0	2008	Davis, Brad	4	1	2004	Fomoso, Santiago	3	0	1975
Brand, Otto	1	0	1967	Davis, Irving	2	0	1924	Fox, Mike	3	0	1984
Brcic, David	5	0	1979-84	Davis, Rick	13	5	1979-88	Freeman, Hunter	3	0	2008

Player	Caps	Goals	Era	Player	Caps	Goals	Era	Player	Caps	Goals	Era
Friedel, Brad	18	0	1991-00	MacWilliams, Dave	2	0	1979	Silvera, Damian	3	0	1996
Gabarra, Jim	4	1	1987-88	Maisonroue, Brian	3	2	1996	Smith, H.J.A.	1	0	1928
Gajda, Andrew	1	0	1936	Makowski, Greg	4	0	1979	Snow, Steve	9	12	1991-92
Gallagher, James	1	0	1928	Margulis, Michail	2	0	1971-72	Snylyk, Zenon	3	0	1956-59
Ganger, Rolf	2	0	1959	Marshall, Chad	4	0	2004	Souza, Ed	1	0	1948
Gansler, Robert	3	0	1967	Martin, Manuel	1	0	1948	Souza, John	2	0	1948-52
Garibay, Polla	4	0	1975	McBride, Brian	3	0	2008	Specia, Joe	2	0	1959
Gaven, Eddie	9	1	2004-08	McBride, Pat	3	0	1964	Spector, Jonathan	1	0	2008
Gay, Steve	6	3	1971-72	McCarty, Chad	9	0	2000	Stam, Neil	15	0	1967-72
Gentile, Carl	2	4	1964	McCarty, Dax	5	0	2008	Stamatis, Jimmy	1	0	1979
Getzinger, Rudy	2	0	1963-67	McHugh, Ebby	1	0	1952	St. Clair, Gary	2	0	1975
Gil, Luis	7	3	2015-16	McKeon, Bill	4	0	1979-80	Steffen, Zack	5	0	2015
Gjonbalaj, Sadri	1	0	1987	McKeon, Matt	2	0	1996	Stemke, Horst	16	0	1967-72
Goulet, Brent	9	7	1987-88	McLaughlin, Ben	1	0	1948	Stephens, Michael	1	0	2012
Grabowski, Gene	1	0	1959	Mendoza, Ruben	3	0	1952-59	Stokes, David	2	0	2004
Greinert, Frank	1	0	1936	Messing, Shep	10	0	1971-72	Stollmeyer, John	4	1	1987-88
Guild, Alex	1	0	1959	Miazga, Matt	6	1	2015-16	Straden, Andy	2	1	1924
Guzan, Brad	3	0	2008	Miller, Eric	1	0	2016	Stremlau, John	4	1	1975
Gyau, Joe	3	0	2012	Monsen, Lloyd	2	0	1952-56	Strimel, Archie	1	0	1948
Hamid, Bill	3	0	2012	Moore, Joe-Max	7	1	1992	Sturgis, Nathan	4	0	2008
Hamm, Joey	7	1	1971-72	Morris, Jordan	7	3	2015-16	Surrock, Larry	1	0	1952
Hantak, Ted	1	0	1987	Morrone, Joseph Jr.	4	1	1979-80	Szetela, Danny	2	0	2008
Harkes, John	4	0	1987-88	Moyers, Steve	3	0	1984	Tall, Maki	2	0	2015
Harty, Rhett	4	0	1991-92	Murphy, Eddie	2	2	1964	Testo, David	3	0	2004
Hausermann, Larry	1	0	1964	Murray, Bruce	5	0	1987-88	Thompson, Gregg	3	0	1984
Hayes, John	2	0	1979-80	Myernick, Glenn	4	0	1975	Thorington, John	3	1	2000
Hejduk, Frankie	9	0	1996-00	Nanchoff, George	1	0	1979	Trapp, Wil	6	0	2015-16
Henderson, Chris	7	3	1991-92	Nanchoff, Louis	6	1	1979-80	Trittschuh, Steve	6	0	1987-88
Hernandez, Alonso	4	1	2015	Nemchik, George	1	0	1936	Trost, Al	10	2	1971-72
Hernandez, Manny	12	2	1971-72	O'Brien, John	10	1	2000	Tuchscherer, Ernie	2	0	1967
Hill, Kamani	2	0	2008	O'Connor	2	0	1924	Vagenas, Peter	10	3	2000
Holden, Stuart	7	1	2008	O'Sullivan, Matt	1	0	1975	Valentin, Zarek	2	0	2012
Hooker, Jeff	2	0	1984	Okugo, Amobi	3	0	2012	Van der Beck, Perry	7	0	1979-80
Hornberger, Raymond	2	0	1924	Okwuonu, Boyd	5	0	2015	Vanole, David	9	0	1987-88
Horvath, Ethan	5	0	2015-16	Olsen, Ben	9	0	2000	Vargas, Nelson	1	0	1996
Howard, Tim	2	0	2000	Onalfo, Curt	6	4	1991-92	Veev, Juli	1	1	1980
Hudson, Bruce	3	0	1975	Opara, Ike	3	0	2012	Vermes, Peter	3	0	1988
Hulcer, Larry	3	0	1979	Orozco, Michael	7	0	2008	Victorine, Sasha	3	0	2000
Huwiler, Mike	8	0	1991-92	Ottobini, Victor	2	0	1959	Vigliotti, Ray	1	0	1980
Hyndman, Emerson	7	1	2015-16	Packwood, Will	1	0	2015	Villa, Greg	8	1	1979-80
Ianni, Patrick	3	0	2008	Parker, Tim	2	0	2016	Villafaña, Jorge	2	0	2012
Imler, Erik	11	1	1991-92	Parkhurst, Michael	3	0	2008	Warren, Doug	2	0	2004
Ivanow, Mike	6	0	1967-72	Pause, Logan	4	0	2004	Washington, Dante	8	6	1991-92
Jeffrey, Jared	2	0	2012	Payne, Desevio	1	0	2016	Watson, Bob	5	0	1964-67
Johnson, Eddie	4	0	2004	Peay, Clint	3	0	1996	Wecke, Herman	4	0	1956-59
Johnson, Sean	1	0	2012	Pelosi, Marc	3	1	2015	Welsh, Kevin	4	0	1975
Jones, Cobi	8	0	1992	Perez, Hugo	6	3	1984-87	Whitbread, Zak	1	0	2004
Jones, F. Burke	2	0	1924	Pesa, Njogo	3	2	1979-80	Whitfield, Evan	1	0	2000
Joseph, Miles	3	0	1996	Pietras, Peter	1	0	1936	Willrich, Jean	2	1	1984
Kain, Tom	1	0	1987	Pires, Telmo	4	1	1975	Windischmann, Mike	6	1	1987-88
Kapp, Erhardt	3	0	1984	Polster, Matt	7	0	2015-16	Wingert, Chris	5	0	2004
Keller, Kasey	3	0	1996	Pollard, Brandon	1	0	1996	Winters, Brian	2	0	2000
Keough, Harry	2	0	1952-56	Pope, Eddie	3	0	1996	Wit, Dennis	4	0	1975
Keough, Ty	5	0	1979-80	Ramos, Tab	3	0	1988	Wolanow, Abbie	2	0	2004
Kerr, John, Jr.	1	0	1987	Rast, Cam	7	0	1991-92	Wolff, Josh	10	4	2000
Kieswetter, Jerome	7	4	2015-16	Rego, Joseph	1	0	1948	Wood, A.J.	3	0	1996
Kinealy, Jack	2	0	1967	Reyna, Claudio	15	4	1991-96	Woolfe, John	1	0	1971
Kirovski, Jovan	3	1	1996	Robostoff, Archie	10	1	1967-72	Wostl, Wolfgang	3	1	1964
Kitchen, Perry	3	0	2012	Rodriguez, Mario	2	0	2016	Wynne, Marvell	6	0	2008
Kljestan, Sacha	8	3	2008	Rogers, Robbie	3	0	2008	Zbilowski, Fred	1	0	1936
Klopas, Frank	5	1	1987-88	Rudd, Arthur G.	1	0	1924	Zelalem, Gedion	2	0	2015
Krasij, Myron	4	0	1967	Ruschewski, Jacob	2	0	1959	Zerhusen, Al	3	1	1956-59
Krumpe, Paul	8	2	1987-88	Ryan, Francis	2	0	1928-36	Zizzo, Sal	2	0	2008
Kuntner, Rudolf F.	1	1	1928	Salcedo, Hugo	5	0	1971-72	Zucker, Warner	1	0	1964
Kuykendall, Kurt	2	0	1975	Salvemini, Len	5	1	1975-80	Zylker, Jim	7	0	1971-75
Lagos, Manuel	4	2	1991-92	Sarkodie, Kofi	2	0	2012				
Lalas, Alexi	13	3	1991-96	Savage, Bruce	3	0	1984				
Lapper, Mike	6	1	1991-92	Schaller, Willie	1	0	1952				
Lawson, Doc	1	0	1980	Schweinert, Richard	2	0	1964				
Leeper, Curtis	1	0	1979	Seerey, Mike	8	4	1972				
Lewis, Ricky	3	0	2004	Seitz, Chris	3	0	2008				
Lignos, John	1	0	1980	Serna, Dillon	4	0	2015				
Looby, William	2	0	1956-59	Shea, Brek	3	0	2012				
Lutkefedder, Fred	1	0	1936	Shelton, Khiry	1	0	2016				
Lyons, Jack P.	1	0	1928	Sheppell, William	1	0	1952				

The Olympic cap listing above is new as of 1999 and was compiled from every U.S. Olympic qualifier and Olympic Games match. Until recently, the U.S. Olympic matches played between 1932 and 1988 were incorrectly recorded as full internationals. Olympic matches from 1924 and 1928 count as full international appearances, as well as Olympic appearances.

# LAMAR HUNT U.S. OPEN CUP

## WHAT IS THE LAMAR HUNT U.S. OPEN CUP?

Dating back to 1914, the U.S. Open Cup is the oldest cup competition in United States soccer and is among the oldest in the world. Open to all affiliated amateur and professional teams in the United States, the annual U.S. Open Cup is a 100-plus-year-old, single elimination tournament.

The U.S. Open Cup is very similar to domestic cup competitions popular throughout Europe, South America and the rest of the world. Cup competitions, which usually run concurrent with a country's league season, are open in the early stages to any club that can qualify, giving local amateur teams a chance to compete against the best teams a country has to offer.

In leagues like the Premier League in England, Serie A in Italy and the Bundesliga in Germany, cup competitions are prestigious tournaments waged between countries' strongest teams like Manchester United, AC Milan and Bayern Munich, and smaller teams like the amateur French side Calais that made it to the finals of the 2000 French Cup only to fall to defending champions Nantes on an injury time penalty kick. Watford F.C. in England, was another small-time club that hit it big in 1984 by making it all the way to the F.A. Cup Final. Unfashionable Chesterfield of the Second Division (the third flight in England) advanced to the semifinals of the 1997 F.A. Cup in England before finally losing. The winner of each country's domestic cup competition, in addition to taking home the prize money, is automatically placed into a tournament to compete against neighboring countries' cup winners.

In 1999, the U.S. Open Cup was renamed the Lamar Hunt U.S. Open Cup to honor the long-time soccer supporter and pioneer. Hunt, who died in 2006, was one of the sport's first major ownership figures in the United States and is a member of the National Soccer Hall of Fame. His family continues to operate FC Dallas in Major League Soccer.

The winning team of the U.S. Open Cup has its name engraved on the Dewar Challenge Trophy, which has been permanently retired and housed at the National Soccer Hall of Fame in Frisco, Texas.

## HISTORY OF THE LAMAR HUNT U.S. OPEN CUP

As the oldest annual team tournament in U.S. sports history, the U.S. Open Cup dates back to 1914 when the Brooklyn Field Club of the North American Foot Ball League (NAFBL) won the first national title by defeating the Brooklyn Celtics in Pawtucket, R.I. First instituted as the National Challenge Cup under the aegis of the United States Football Association (now U.S. Soccer), it was conceived as a competition open to all players (amateur and professional) and based upon England's Football Association Cup format.

During the Open Cup's early years, teams sponsored by industry in the East's urban centers dominated the competition. Bethlehem Steel of Pennsylvania (NAFBL) won four Open Cup titles between 1915 and 1919. Bethlehem Steel would make it five overall titles in 1926, while the American Soccer League's Fall River Marksmen (Mass.) won four national crowns between 1924 and 1931. The Marksmen became the New Bedford Whalers in 1932 and captured their fifth Open Cup crown (tying Bethlehem Steel) that same year.

The last team to capture five tournament titles was Los Angeles Maccabee SC (1973, 1975, 1977, 1978, 1981).

Although there have been numerous back-to-back winners (eight overall by seven different teams), only the New York Greek-Americans, the Fall River Marksmen/New Bedford Whalers, St. Louis Stix, Baer and Fuller/St. Louis Central Breweries FC, and the Seattle Sounders of Major League Soccer have won three consecutive crowns. The Marksmen/New Bedford Whalers did it first from 1930-1932, while St. Louis Stix, Baer and Fuller/St. Louis Central Breweries F.C. followed them up with treble of their own from 1933-1935. The Greek-Americans won three straight from 1967-1969 and Sounders FC became the fourth team when they lifted the trophy in 2011 after their 2010 and 2009 triumphs.

While teams sponsored by industries in the East's urban centers dominated the Men's Open and Amateur Cups until the 1950s, the teams from the West and Midwest have flexed their muscles in the later years. In fact, California alone has garnered the lion's share of success, winning 12 titles since 1973. Missouri, Illinois and Florida have also appeared regularly on the winner's list.

Although it is now a complete "knock-out" tournament, with a few exceptions, the U.S. Open Cup final was a two-leg, home-and-away series between 1928 and 1968.

Despite the prominence of the North American Soccer League from 1967 to 1984, NASL teams rarely showed



the inclination to enter the U.S. Open Cup competition. In fact, until the emergence of Major League Soccer, full professional teams were almost non-existent in the competition. That has changed in the last two decades, though, with MLS taking part since 1996, thus helping make the tournament a true "national" championship. Since the league began participating, an MLS club has won the tournament all but once, with the 1999 Rochester Rhinos being the last lower-league club to win the tournament.

## HISTORY OF THE DEWAR CHALLENGE TROPHY

The oldest trophy in United States team sports history, the Dewar Challenge Trophy was donated to the American Amateur Football Association in 1912 by Sir Thomas R. Dewar, a British distiller, sportsman and philanthropist during an AAFA (now United States Amateur Soccer Association) visit to London prior to the 1912 Olympics. The trophy was originally purchased for \$500 and given in the hope of promoting soccer in the United States and in the name of Anglo-American friendship.

The cup was first awarded to the Yonkers Football Club (N.Y.) in 1912 after they defeated the Hollywood Inn Football Club (N.Y.) at the Lenox Oval in New York City. The trophy was officially adopted as the U.S. Open Cup trophy prior to the Brooklyn Field Club's inaugural championship in 1914 in Pawtucket, R.I.

The trophy was retired in 1979, but was refurbished by the USASA in 1997 and was presented to the 1997 and 1998 Open Cup winners, before returning to the National Soccer Hall of Fame in Oneonta, N.Y., in 1999. Starting in 2011, the trophy resides in the main trophy room at U.S. Soccer House in Chicago. When logistics permit, the still fragile trophy can be taken to the site of the cup final to display prior to the event for fans, and also for the winning team to raise for a night.

## 2019 LAMAR HUNT U.S. OPEN CUP REVIEW

### FINAL RECAP: RECORD CROWD SEES TEN-MAN ATLANTA UNITED CLAIM FIRST U.S. OPEN CUP TITLE WITH 2-1 WIN VS. MINNESOTA UNITED FC

Atlanta United FC claimed their first Lamar Hunt U.S. Open Cup title with a 2-1 win against Minnesota United FC in front of a tournament-Final record crowd of 35,709 at Mercedes-Benz Stadium. A 10th minute own goal combined with Pity Martinez's 16th minute finish gave the club enough of a lead to survive an early second half strike from Minnesota's Robin Lod and Leandro Gonzalez Pirez's 74th minute red card to give the Georgia club its third piece of hardware in the last nine months.

Charged by the biggest crowd to witness a Lamar Hunt U.S. Open Cup Final, Atlanta came out with all cylinders firing and needed only 10 minutes to find the score sheet. Working well up the right, Pity Martinez unlocked the Loons' backline by sending Gonzalez Pirez to the end line where his cross took an awkward deflection off Minnesota United defender Chase Gasper and looped over goalkeeper Vito Mannone before tucking into the back left post.

Atlanta increased their lead in the 16th minute. Justin Meram strolled up the left unchallenged and centered a ball to the penalty spot for Pity Martinez where the Argentine attacker blasted an emphatic effort past Mannone to make it 2-0.

Down 2-0 but not nearly out, the visitors collected themselves at halftime and responded just over a minute into the second half. Catching the Atlanta backline asleep, Minnesota right back Romain Métanire slotted a long ball down the flank for Kevin Molino whose centering pass picked out Robin Lod, allowing the Finnish striker to put home his first goal for the club with a deft volley to beat Brad Guzan at the left post in the 47th minute.

Minnesota nearly nabbed the equalizer in the 69th minute. Against the run of play, Lod whipped in a low cross looking for Mason Toye, but it was turned straight into the path of Molino by Atlanta defender Florentin Pogba. The Trinidad & Tobago international alertly pounced, sending an effort at goal that forced a quick reaction stop out of Guzan.

Minnesota United received a greater path to an equalizer in the 74th minute. Having picked up a caution for dissent just three minutes earlier, Gonzalez Pirez was shown a second yellow card for an off the ball grab of Molino at midfield. The ejection gave Minnesota United a man advantage for the remainder of the game, and head coach Adrian Heath attempted to capitalize by immediately inserting 2019 U.S. Open Cup Golden Boot winner Darwin Quintero (six goals).

Minnesota saw their final chance go begging in the fourth minute of stoppage time. A cross from the left was headed down by Opara at the back post, only to see Boxall volley his close-range effort over the bar. Seconds

later, referee Alan Chapman blew the final whistle to confirm Atlanta United FC as the 2019 Lamar Hunt U.S. Open Cup champions.

Having collected MLS Cup in 2018 as well as the Campeones Cup just weeks ago, the 2019 Lamar Hunt U.S. Open Cup represents the third piece of hardware in Atlanta United FC's three-year history. The 10th MLS club to win U.S. Soccer's National Championship, Atlanta United FC also earns the \$300,000 prize awarded to competition's winner and a berth in the next edition of the Concacaf Champions League.

## 2019 U.S. OPEN CUP FIELD

When the 2019 Lamar Hunt U.S. Open Cup began on May 7, there were 84 teams with the goal of making it to the Open Cup Final. The 106th edition of the Open Cup featured all eligible Division I, II and III professional clubs in the tournament proper. The competition winner took home \$300,000 (up from \$250,000 in 2017), with the runner-up receiving \$100,000, and the team that advanced the furthest from each lower division earning \$25,000.

**Champion – Atlanta United (MLS)**

**Runner-Up – Minnesota United (MLS)**

**Furthest Advancing Division II Club – Saint Louis FC (USL) – Quarterfinals**

**Furthest Advancing Division III Club – Forward Madison FC (USL League One)**

**Furthest Advancing Open Division Club – Orange County FC (NPSL) – Fourth Round**

### Participating Professional Teams (52 total):

**Division I – Major League Soccer (21 teams, entering in the Fourth Round):** Atlanta United FC, Chicago Fire, Colorado Rapids, Columbus Crew SC, D.C. United, FC Cincinnati, FC Dallas, Houston Dynamo (defending Lamar Hunt U.S. Open Cup champions), Los Angeles FC, LA Galaxy, Minnesota United FC, New England Revolution, New York City FC, New York Red Bulls, Orlando City SC, Philadelphia Union, Portland Timbers, Real Salt Lake, San Jose Earthquakes, Seattle Sounders FC, Sporting Kansas City

**Division II – USL Championship (25 teams, entering in the Second Round):** Austin Bold FC, Birmingham Legion FC, Charleston Battery, Charlotte Independence, Colorado Springs Switchbacks FC, El Paso Locomotive FC, Fresno FC, Hartford Athletic, Indy Eleven, Las Vegas Lights FC, Louisville City FC, Memphis 901 FC, Nashville SC, New Mexico United, North Carolina FC, OKC Energy FC, Orange County SC, Phoenix Rising FC, Pittsburgh Riverhounds SC, Reno 1868 FC, Sacramento Republic FC, Saint Louis FC, San Antonio FC, Tampa Bay Rowdies, Tulsa Roughnecks FC

**Division III – USL League One (6 teams, entering in the First Round):** Chattanooga Red Wolves SC, Forward Madison FC, Greenville Triumph SC, Lansing Ignite FC, Richmond Kickers, South Georgia Tormenta FC

### Open Division Teams (32 total):

**Local Qualifiers (7 teams, listed alphabetically by state):** California (2): Academica SC, Cal FC; Colorado (1): FC Denver; Florida (1): Florida Soccer Soldiers; Pennsylvania (1): West Chester United SC; Texas (1): NTX Rayados; Virginia (1): Virginia United FC

2018 U.S. Adult Soccer Association National Amateur Cup champion: Bavarian SC (Wis.)

**National Premier Soccer League (14 teams, listed alphabetically):** AFC Ann Arbor (Mich.)\*, Duluth FC\* (Minn.), El Farolito (Calif.), Erie Commodores FC (Pa.)\*, FC Baltimore (Md.), FC Motown (N.J.)\*, FCM Portland (Ore.), Laredo Heat SC (Texas), Little Rock Rangers (Ark.), Miami FC (Fla.)\*, Midland-Odessa Sockers FC (Texas)\*, New York Cosmos B (N.Y.)\*, Orange County FC (Calif.)\*, Philadelphia Lone Star FC (Pa.). The NPSL is a nationwide league affiliated with the U.S. Adult Soccer Association and opted to use 2018 league results to determine its qualifiers for the 2019 Open Cup.

**USL League Two (10 teams, listed alphabetically):** Black Rock FC (Conn.), Brazos Valley Cavalry FC (Texas), Dayton Dutch Lions (Ohio), Des Moines Menace (Iowa), FC Golden State Force (Calif.)\*, Lakeland Tropics (Fla.)\*, New York Red Bulls U23\*, Reading United AC (Pa.)\*, South Georgia Tormenta FC 2\*, The Villages SC (Fla.)\*. USL League Two (formerly called the Premier Development League) is a nationwide league affiliated with U.S. Soccer and opted to use 2018 league results to determine its qualifiers for the 2019 Open Cup.

\* Participated in 2018 Lamar Hunt U.S. Open Cup



# 2019 Lamar Hunt U.S. Open Cup Results

## FINAL

Aug. 27

Atlanta United FC (MLS) 2  
Minnesota United FC (MLS) 1

## SEMIFINALS

Thursday, Aug. 6

Orlando City SC (MLS) 0  
Atlanta United FC (MLS) 2

Aug. 7

Minnesota United FC (MLS) 2  
Portland Timbers (MLS) 1

## QUARTERFINALS

July 10

Orlando City SC (MLS) 1  
New York City FC (MLS) 1, (5-4 PKs)

Atlanta United FC (MLS) 2  
Saint Louis FC (USLC) 0

Minnesota United FC (MLS) 6  
New Mexico United (USLC) 1

Los Angeles FC (MLS) 0  
Portland Timbers (MLS) 1

## ROUND OF 16

June 18

Columbus Crew SC (MLS) 2  
Atlanta United FC (MLS) 3

Houston Dynamo (MLS) 2  
Minnesota United FC (MLS) 3

June 19

D.C. United (MLS) 1  
New York City FC (MLS) 2

Orlando City SC (MLS) 0  
New England Revolution (MLS) 0 (2-1 AET)

FC Dallas (MLS) 1  
New Mexico United (USLC) 2

Saint Louis FC (USLC) 1  
FC Cincinnati (MLS) 0

Portland Timbers (MLS) 4  
LA Galaxy (MLS) 0

June 20

Los Angeles FC (MLS) 3  
San Jose Earthquakes (MLS) 1

## FOURTH ROUND

June 11

Columbus Crew SC (MLS) 1  
Pittsburgh Riverhounds SC (USLC) 0

New York Red Bulls (MLS) 2  
New England Revolution (MLS) 2 (2-3 AET)

Houston Dynamo (MLS) 3  
Austin Bold (USLC) 0

Saint Louis FC (USLC) 2  
Chicago Fire (MLS) 1

Real Salt Lake (MLS) 0  
Los Angeles FC (MLS) 3

San Jose Earthquakes (MLS) 4  
Sacramento Republic FC (USLC) 3

June 12

D.C. United (MLS) 2  
Philadelphia Union (MLS) 1 AET

New York City FC (MLS) 4  
North Carolina FC (USLC) 0

FC Cincinnati (MLS) 2  
Louisville City FC (USLC) 1AET

Minnesota United FC (MLS) 4  
Sporting Kansas City (MLS) 1

FC Dallas (MLS) 4  
OKC Energy FC (USLC) 0

Memphis 901 FC (USLC) 1  
Orlando City SC (MLS) 3

Colorado Rapids (MLS) 2  
New Mexico United (USLC) 2 (2-4 PKs)

LA Galaxy (MLS) 3  
Orange County FC (NPSL) 0

Seattle Sounders FC (MLS) 1  
Portland Timbers (MLS) 2

June 13

Atlanta United FC (MLS) 3  
Charleston Battery (USLC) 1 AET

## THIRD ROUND

May 28

OKC Energy FC (USLC) 4  
Tampa Bay Rowdies (USLC) 3

May 29

North Carolina FC (USLC) 1  
Florida Soccer Soldiers (Fla.) 0

Pittsburgh Riverhounds SC (USLC) 1  
Indy Eleven (USLC) 0

Louisville City FC (USLC) 1  
Birmingham Legion FC (USLC) 0

Saint Louis FC (USLC) 3  
Forward Madison FC (USL1) 1

Memphis 901 FC (USLC) 4  
Hartford Athletic (USLC) 0

Nashville SC (USLC) 1  
Charleston Battery (USLC) 1 (0-3 PKs)

Austin Bold FC (USLC) 4  
San Antonio FC (USLC) 2

Colorado Springs Switchbacks FC (USLC) 1  
New Mexico United (USLC) 2

Las Vegas Lights FC (USLC) 3  
Orange County FC (NPSL) 5

Sacramento Republic FC (USLC) 0  
Fresno FC (USLC) 0 (1-0 AET)

**SECOND ROUND****May 14**

Pittsburgh Riverhounds SC (USLC) 3  
Dayton Dutch Lions (USLL2) 0

Hartford Athletic (USLC) 2  
New York Cosmos B (NPSL) 1

Charlotte Independence (USLC) 1  
Florida Soccer Soldiers (Fla.) 1, (2-2 AET; 4-5 PKs)

Tampa Bay Rowdies (USLC) 4  
The Villages SC (USLL2) 1

Nashville SC (USLC) 3  
South Georgia Tormenta FC 2 (USLL2) 2

OKC Energy FC (USLC) 3  
NTX Rayados (Texas) 1

Austin Bold FC (USLC) 2  
Tulsa Roughnecks (USLC) 0

San Antonio FC (USLC) 2  
Laredo Heat SC (NPSL) 0

Las Vegas Lights FC (USLC) 2  
Cal FC (Calif.) 0

**May 15**

Indy Eleven (USLC) 1  
Lansing Ignite FC (USLL1) 0

North Carolina FC (USLC) 4  
Richmond Kickers (USLL1) 1

Louisville City FC (USLC) 3  
Reading United AC (USLL2) 0

Memphis 901 FC (USLC) 3  
New York Red Bulls U23 (USLL2) 1

Birmingham Legion FC (USLC) 4  
West Chester United (Pa.) 1

Greenville Triumph SC (USLL1) 1  
Charleston Battery (USLC) 2

Des Moines Menace (USLL2) 1  
Saint Louis FC (USLC) 1 (1-1 AET; 1-3 PKs)

Colorado Springs Switchbacks FC (USLC) 1  
FC Denver (Colo.) 0

El Paso Locomotive FC (USLC) 0  
Forward Madison FC (USLL1) 3

Phoenix Rising FC (USLC) 1  
New Mexico United (USLC) 1 (2-2 AET; 3-4 PKs)

El Farolito (NPSL) 0  
Fresno FC (USLC) 1

Sacramento Republic FC (USLC) 1  
Reno 1868 FC (USLC) 0

Orange County SC (USLC) 2  
Orange County FC (NPSL) 2 (2-2 AET; 3-5 PKs)

**FIRST ROUND****May 7**

Richmond Kickers (USLL1) 6  
Virginia United (Va.) 2

New York Red Bulls U23 (USLL2) 3  
FC Motown (NPSL) 3 (4-4 AET; 5-3 PKs)

FC Baltimore (NPSL) 1  
West Chester United (Pa.) 1 (4-5 PKs)

Lakeland Tropics (USLL2) 1  
The Villages SC (USLL2) 1 (7-8 PKs)

South Georgia Tormenta FC 2 (USLL2) 3  
Chattanooga Red Wolves SC (USLL1) 0

Bavarian SC (Wis.) 0  
Forward Madison FC (USLL1) 2

Laredo Heat SC (NPSL) 1  
Brazos Valley Cavalry FC (USLL2) 0

Academica SC (Calif.) 1  
El Farolito (NPSL) 2

Cal FC (Calif.) 5  
FC Mulhouse Portland (NPSL) 1

Orange County FC (NPSL) 2  
FC Golden State Force (USLL2) 0

**May 8**

Erie Commodores FC (NPSL) 1  
Dayton Dutch Lions (USLL2) 2

Lansing Ignite FC (USLL1) 2  
AFC Ann Arbor (NPSL) 1

Reading United AC (USLL2) 2  
Philadelphia Lone Star FC (NPSL) 1

New York Cosmos B (NPSL) 2  
Black Rock FC (USLL2) 1

Greenville Triumph SC (USLL1) 1  
South Georgia Tormenta FC (USLL1) 0

Miami FC (NPSL) 1  
Florida Soccer Soldiers (Fla.) 2

Little Rock Rangers (NPSL) 2  
NTX Rayados (Texas) 2 (2-4 PKs)

Des Moines Menace (USLL2) 1  
Duluth FC (NPSL) 1(3-1 PKs)

Midland-Odessa Sockers FC (NPSL) 1  
FC Denver (Colo.) 2



L A M A R H U N T  
**U.S. OPEN CUP**

## ALL-TIME U.S. OPEN CUP CHAMPIONS

1914	Brooklyn Field Club (NAFBL)	1978	Los Angeles Maccabee SC
1915	Bethlehem Steel of Pa. (NAFBL)	1979	Brooklyn Dodgers (CSL)
1916	Bethlehem Steel of Pa. (NAFBL)	1980	New York Pancyprian-Freedoms (CSL)
1917	Fall River Rovers of Mass. (SNESL)	1981	Los Angeles Maccabee SC
1918	Bethlehem Steel of Pa. (NAFBL)	1982	New York Pancyprian-Freedoms (CSL)
1919	Bethlehem Steel of Pa. (NAFBL)	1983	New York Pancyprian-Freedoms (CSL)
1920	St. Louis Ben Miller FC (SLSL)	1984	New York AO Krete
1921	Brooklyn Robbins Dry Dock (NAFBL)	1985	San Francisco Greek-American AC
1922	St. Louis Scullin Steel (SLSL)	1986	St. Louis Kutis SC
1923	Paterson FC of N.J. (ASL I)	1987	Club España of Washington, D.C.
1924	Fall River Marksmen of Mass. (ASL I)	1988	St. Louis Busch SC
1925	Shawsheen FC of Andover, Mass.	1989	St. Petersburg Kickers of Fla.
1926	Bethlehem Steel of Pa. (ASL I)	1990	Chicago AAC Eagles
1927	Fall River Marksmen of Mass. (ASL I)	1991	Brooklyn Italians SC
1928	New York Nationals (ASL I)	1992	San Jose Oaks of Calif. (SFDML)
1929	New York Hakoah SC (ESL)	1993	San Francisco C.D. Mexico (SFDML)
1930	Fall River Marksmen of Mass. (ASL I)	1994	San Francisco Greek-American AC (SFDML)
1931	Fall River Marksmen of Mass. (ASL I)	1995	Richmond Kickers (Premier League, USISL)
1932	New Bedford Whalers of Mass. (ASL I)	1996	D.C. United (MLS) **
1933	St. Louis Stix, Baer and Fuller (SLSL)	1997	Dallas Burn (MLS)
1934	St. Louis Stix, Baer and Fuller (SLSL)	1998	Chicago Fire (MLS) **
1935	St. Louis Central Breweries FC	1999	Rochester Raging Rhinos (A-League, USL)
1936	Philadelphia German-Americans SC	2000	Chicago Fire (MLS)
1937	New York Americans (ASL II)	2001	LA Galaxy (MLS)
1938	Chicago Sparta ABA (NSL)	2002	Columbus Crew (MLS)
1939	Brooklyn St. Mary's Celtic (ASL II)	2003	Chicago Fire (MLS)
1940	Baltimore SC (ASL II)/ Chicago Sparta ABA (NSL) co-champions	2004	Kansas City Wizards (MLS)
1941	Pawtucket Rangers of R.I. (ASL II-NE)	2005	LA Galaxy (MLS) **
1942	Pittsburgh Gallatin SC	2006	Chicago Fire (MLS)
1943	Brooklyn Hispano (ASL II)	2007	New England Revolution (MLS)
1944	Brooklyn Hispano (ASL II)	2008	D.C. United (MLS)
1945	New York Brookhattan (ASL II)	2009	Seattle Sounders (MLS)
1946	Chicago Vikings (NASFL)	2010	Seattle Sounders (MLS)
1947	Fall River Ponta Delgada SC of Mass. *	2011	Seattle Sounders (MLS)
1948	St. Louis Simpkins-Ford (SLSL)	2012	Sporting Kansas City (MLS)
1949	Pittsburgh Morgan SC	2013	D.C. United (MLS)
1950	St. Louis Simpkins-Ford (SLSL)	2014	Seattle Sounders FC (MLS)
1951	New York German Hungarian SC *	2015	Sporting Kansas City (MLS)
1952	Pittsburgh Harmarville SC	2016	FC Dallas (MLS)
1953	Chicago Falcons (NSL)	2017	Sporting Kansas City (MLS)
1954	New York Americans (ASL II)	2018	Houston Dynamo (MLS)
1955	SC Eintracht of N.Y. (GAL)	2019	Atlanta United (MLS)
1956	Pittsburgh Harmarville SC		
1957	St. Louis Kutis SC *		
1958	Los Angeles Kickers		
1959	San Pedro McIlvaine Canvasbacks of Calif.		
1960	Philadelphia Ukrainian Nationals (ASL II)		
1961	Philadelphia Ukrainian Nationals (ASL II)		
1962	New York Hungaria (GAL)		
1963	Philadelphia Ukrainian Nationals (ASL II)		
1964	Los Angeles Kickers		
1965	New York Ukrainians (GAL)		
1966	Philadelphia Ukrainian Nationals (ASL II)		
1967	New York Greek-Americans (GAL)		
1968	New York Greek-Americans (GAL)		
1969	New York Greek-Americans (GAL)		
1970	SC Elizabeth of N.J. (GAL)		
1971	New York Hota (GAL)		
1972	SC Elizabeth of N.J. (GAL)		
1973	Los Angeles Maccabee SC		
1974	New York Greek-American (GAL)		
1975	Los Angeles Maccabee SC		
1976	San Francisco AC		
1977	Los Angeles Maccabee SC		

\* Also won Men's Amateur Cup

\*\* Also won Division I league championship

ASL I = American Soccer League I (1923-1933)

ASL II = American Soccer League II (1934-1983)

ASL II-NE = American Soccer League II –  
New England Division

CSL = Cosmopolitan Soccer League

ESL = Eastern Soccer League

GAL = German-American Soccer League

MLS = Major League Soccer

NAFBL = National Association Foot Ball League

NASFL = North American Soccer Football League

NSL = National Soccer League of Chicago

SFDML = San Francisco Division Major League

SLSL = St. Louis Soccer League

SNESL = Southern New England Soccer League

USL = United Soccer Leagues (Formerly the USISL)

# U.S. HISTORY & INFO





# CINDY PARLOW CONE

## U.S. Soccer President

Cindy Parlow Cone is first female President of U.S. Soccer, the second sitting National Soccer Hall of Fame inductee and the first to hold the position who played for a senior U.S. National Team. Cone was elevated from Vice President to President of the U.S. Soccer Federation on March 12, 2020.

She was elected Vice President of U.S. Soccer in February of 2019 at the U.S. Soccer Annual General Meeting and served in the position for a year, completing the term that was vacated. She then was re-elected to a full, four-year term at the 2020 AGM in February. While leading the Federation back to resuming programming through the COVID-19 global pandemic, which began just a month after her reelection, Cone's priorities as President included focusing on improving U.S. Soccer's efforts to take meaningful action in the diversity, equity, inclusion and belonging space, bringing commercial rights back in house, team building, and leading efforts to grow the game in all its forms.

Cone is a title-winning coach at the grassroots, collegiate and professional levels and holds a USSF "A" coaching license. During the past 20 years, she has served on numerous committees, including the FIFA Steering Committee, the U.S. Soccer Medical Advisory Committee, Appeals Committee, and the Athletes' Council.

The Memphis, Tennessee native was a star for the U.S. Women's National Team during a career that spanned 1996-2004, earning 158 caps while scoring 75 goals, which still stands as 8th all-time on the USA's all-time goals list. Her seven career hat tricks are still second all-time behind Mia Hamm and Carli Lloyd. She also had 35 career assists. In 1998, she won U.S. Soccer's inaugural Young Female Player of the Year Award.

At 5-foot-11, she was a towering presence on the USA's forward line. During her career she was a two-time Olympic gold medal winner (1996 & 2004) and a member of the historic 1999 Women's World Cup winning side, scoring two goals in that tournament including a diving header against Nigeria in group play and the crucial opening score in the 2-0 semifinal victory against Brazil.

She played her last match for the U.S. WNT on Dec. 8, 2004, in a 5-0 win against Mexico at The Home Depot Center in Carson, Calif., in what was also the final match for Mia Hamm, Julie Foudy, Brandi Chastain and Joy Fawcett (who was on the bench but did not play).

She is the youngest player ever to win both an Olympic gold medal and a Women's World Cup title. In total, she played in nine Olympic matches and 11 World Cup matches. In 2000, she led the USA with 19 goals, which was her career high in a calendar year. She had four hat tricks that year, one shy of a U.S. record for a single year.

She also played for the USA's youth National Teams and played three seasons in the WUSA, the USA's first women's pro league, advancing to two championship games with the Atlanta Beat.

Inducted into the National Soccer Hall of Fame in 2018, Cone was a four-time All-American at the University of North Carolina, score 68 goals and 53 assists in 103 games, and was on teams that won two NCAA titles. She won both the Hermann Trophy and the M.A.C. Player of the Year awards as the consensus college soccer player of the year as a junior and a senior, which at the time, paired her with Mia Hamm as the only twotime winners of both awards. Cone was also pioneer of sorts for college soccer, entering UNC early after three years of high school. She majored in Education at UNC.

She also served as an assistant coach at UNC, winning four NCAA titles, including 2012 when she took coaching lead due to an illness to head coach Anson Dorrance's wife.

She was also the first head coach to win a National Women's Soccer League championship, guiding Portland Thorns FC to the title in 2013 during the league's inaugural season.

Cone is on the board for the non-profit Goals for Girls, an organization that uses "soccer to teach leadership skills in young women and teach them how to be agents of change, in their own lives and in their communities."

She is currently the Girls' Director for NCFC Youth in the Durham-Chapel Hill area.

In the summer of 2007, she married John Cone in Chapel Hill. She has a street – Cindy Parlow Drive – named after her in her hometown of Memphis, Tenn.

# WILL WILSON

## CEO / Secretary General U.S. Soccer Federation



Will Wilson was named CEO / Secretary General of the U.S. Soccer Federation on March 23, 2020.

Wilson came to U.S. Soccer with 29 years of diverse and vast experience in the international and domestic sports industry. He brought a broad knowledge in management, P&L responsibility and overall strategic planning to the role with one of the USA's largest and most successful National Governing Bodies.

In his first year as CEO, Wilson, 53, oversaw U.S. Soccer's agreement with Nike to extend the long-standing partnership which began in 1995. The deal marked the largest commercial agreement in U.S. Soccer history and one of Nike's largest soccer federation investments globally, and was also the third commercial partnership signed under the organization's new leadership.

He joined U.S. Soccer from the Wasserman Media Group, where he served as an Executive Vice President and Co-Head of Football for the past eight years. Before joining Wasserman at the start of 2012, Wilson held executive positions with Soccer United Marketing, the National Football League, Champ Car World Series and Arena Football.

A seasoned sports executive who is fluent in Spanish, Wilson has amassed a background in management, commercial planning, sponsorship, player relations and media negotiation, he has experience working in both Mexico and Europe during a career in sports business which has seen him serve clubs and leagues at various levels and in a variety of positions.

As an NFLPA Certified Contract Advisor, he came to U.S. Soccer with a vast understanding of labor issues and working within the constructs of a collective bargaining agreement. Throughout his career he developed extensive knowledge and real-world experience in the areas of sponsorship acquisition, media negotiation, contract negotiations, ticket & hospitality sales, marketing/PR, brand development, event management and retail licensing.

At Wasserman, his group represented several coaches and more than 100 NFL players, including former quarterback Andrew Luck, for whom he negotiated the most lucrative contract in NFL history to date in 2016. The contract featured new record highs in both annual and guaranteed salary.

Before joining Wasserman Media Group, Wilson worked at Soccer United Marketing from 2008-2012, where he managed international partnerships and properties and oversaw the special events group for Major League Soccer and SUM. He oversaw the promotion of numerous major soccer matches and events, and negotiated business relationships with some of the world's premier soccer properties.

Wilson also served as Executive Vice President of Sales for the Arena Football League (AFL), where he managed the growth of the AFL's national sponsorship and media sales, reporting directly to the Commissioner and worked regularly with the owners and the Board of Directors.

Prior to the AFL, Wilson was the Executive Vice President of Sales for the Champ Car World Series (CART). In this role he managed the series-wide domestic and international revenue streams and oversaw the sponsorship, broadcast media, licensing, marketing, PR, and partner services functions of the international open wheel racing sanctioning body. He reported directly to the President/CEP and worked daily with race-team owners and the Board of Directors.

Wilson lived in Mexico City for five years when he served as Managing Director of NFL Mexico. Wilson oversaw all aspects of the League business in Latin America, including sponsorship, media rights, licensing, and special events. He was a major part of securing for Mexico the first-ever regular season NFL game outside of the United States which drew a record crowd of 103,000 fans at Azteca Stadium. He also led the negotiation team that restructured the NFL in-market terrestrial agreements to include joint live Super Bowl broadcasts for the first time.

Prior to his time in Mexico, he served as General Manager of the NFL Europe League Scottish Claymores based in Glasgow, Scotland, where he developed and managed all business initiatives including ticket sales, sponsorship, marketing/promotion, public relations and event and fan development programs. Wilson also did a stint in Germany with the Frankfurt Galaxy in the World League of American Football as the Assistant Director of Public Relations.

Born in London, England, Wilson graduated with a degree in English Literature from Kenyon College in Gambier, Ohio, where he was a four-year letter winner in football. He also holds an MBA from the Tecnológico de Monterrey Graduate School of Business (EGADE) in Monterrey, Mexico. He has lived 28 years of his life abroad.

He has volunteered as a youth coach in soccer, football, baseball and basketball and has experience in youth soccer after serving as an Executive Board Member for one of the largest soccer entities in the USA -- North Carolina FC Youth -- and as a board member for the Triangle Futbol Club Alliance.

He is married to Maxine and they have three soccer-playing children, two boys and a girl.

# U.S. SOCCER BOARD OF DIRECTORS

The Board of Directors of U.S. Soccer is the governing board of the Federation in accordance with the Amateur Sports Act of 1978. Consisting of elected members representing all facets of soccer in the United States, the Board administers the affairs of the Federation between meetings of the National Council.

## BOARD OF DIRECTORS

President	Cindy Parlow Cone
Executive Vice President	Bill Taylor
Immediate Past President (non-voting)	Carlos Cordeiro
Athlete Representatives	Chris Ahrens, Nelson Akwari, Nicole Barnhart, Sean Boyle, Lori Lindsey, Oguchi Onyewu, Danielle Slaton
Pro Council Representatives	Don Garber, Garrison Mason, Marla Messing
Adult Council Representatives	Richard Moeller, John Motta
Youth Council Representatives	Dr. Pete Zopfi, Tim Turney, Mike Cullina, Michael Karon
At Large Representative	John Collins
Independent Directors	Lisa Carnoy, Patti Hart, Juan Uro
CEO/Secretary General (non-voting)	Will Wilson

## U.S. SOCCER PRESIDENTS

1913-1915	Gustav Randolph Manning
1915-1917	John A. Fernley
1917-1919	Peter J. Peel
1919-1923	George Healey
1923-1924	Peter J. Peel
1924-1926	Morris W. Johnson
1926-1928	Andrew M. Brown
1928-1932	Armstrong Patterson
1932-1934	Elmer A. Schroeder
1934-1936	Joseph J. Barriskill
1936-1938	Joseph Triner
1938-1941	Harold S. Callowhill
1941-1945	Thomas E. Sager
1945-1948	Harry H. Fairfield
1948-1950	Walter J. Geisler
1950-1952	Fred W. Netto
1952-1954	James P. McGuire
1954-1957	Edward Sullivan
1957-1959	Walter Rechsteiner
1959-1961	Jack Flamhaft
1961-1963	J. Eugene Ringsdorf
1963-1965	George E. Fishwick
1965-1967	Frank E. Woods
1967-1969	Robert Guelker
1969-1971	Erwin A. Single
1971-1975	James P. McGuire
1975-1984	Gene Edwards
1984-1990	Werner Fricker
1990-1998	Alan I. Rothenberg
1998-2006	Dr. S. Robert Contiguglia
2006-2018	Sunil Gulati
2018-2020	Carlos Cordeiro
2020-present	Cindy Parlow Cone



# U.S. SOCCER REFEREE PROGRAM

The U.S. Soccer Federation Referee Program's membership ranks among the largest of all FIFA nations with nearly 120,000 registered officials, mentors, coaches, and assignors. Officials registered with U.S. Soccer work sanctioned games at all levels of competition including youth, adult, professional, and international matches.

## Referee Education Resources

U.S. Soccer is committed to producing referee education resources aimed at supporting officials regularly working amateur games at the youth and adult levels. These officials represent the foundation of the U.S. Soccer Referee Program and their training and development is paramount to the success of the program. -This is accomplished through the development of targeted training materials and standardized curricula supporting specific levels of competition.

## Referee Identification and Training

These initiatives focus on identifying and training high potential officials with the ability to referee at the professional and international levels. These efforts see U.S. Soccer assign a network of highly qualified referees, referee mentors and referee coaches to various elite-level regional and national events. Quantitative and qualitative data from these events are used to classify the program's up-and-coming and high performing officials.

## The Professional Referee Organization (PRO)

The Professional Referee Organization is the organization responsible for managing the referee, assistant referee, and vmo program in professional soccer leagues in the United States and Canada, working alongside the U.S. Soccer Federation, Major League Soccer, United Soccer League and National Women's Soccer League.

The organization's goals are to increase the quality of officiating in U.S. and Canadian professional leagues, develop more professional-quality officials at a younger age, and produce officials who will represent the United States and Canada in FIFA competitions.

## 2022 FIFA International Panel

A list of international referees and assistant referees that are eligible to officiate FIFA sanctioned matches in the coming year is announced annually by FIFA. The current American contingent totals 10 referees, 16 assistant referees, five video match officials and one futsal referee.



## Men's Referees

Ismail Elfath  
Jair Marrufo  
Nima Saghafi  
Rubiel Vazquez  
Armando Villarreal

## Men's Referee Assistants

Frank Anderson  
Ian Anderson  
Kyle Atkins  
Cameron Blanchard  
Logan Brown  
Corey Parker  
Corey Rockwell  
Luis Uranga  
Cory Richardso  
Jeremy Kieso

## Women's Referees

Danielle Chesky  
Ekaterina Koroleva  
Tori Penso  
Natalie Simon

## Women's Referee Assistants

Jennifer Garner  
Felisha Mariscal  
Brooke Mayo  
Alicia Messer  
Kathryn Nesbitt  
Meghan Mullen

## Video Match Officials

Allen Chapman  
Tim Ford  
Edvin Jurisevic  
Chris Penso  
Armando Villarreal  
Jair Marrufo  
Felisha Mariscal  
Katy Nesbitt  
Ismail Elfath  
Kyle Atkins

## Men's Futsal Referees

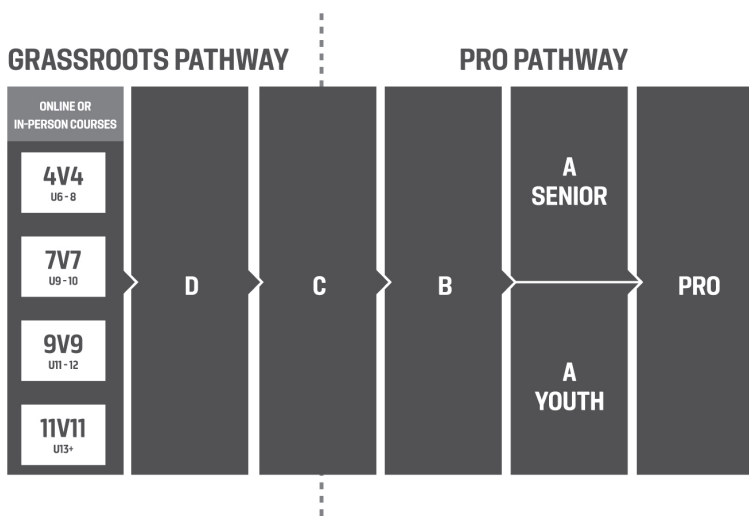
Josh Wilkens



# U.S. SOCCER'S COACHING DEPARTMENT AND NATIONAL COACHING SCHOOLS

U.S. Soccer Coaching Education was established in the early 1970s by famed West German teacher and coach Dettmar Cramer. Each level of the U.S. Soccer Coaching License Pathway is designed to meet the needs of coaches ranging from the coach who is inexperienced in soccer to the former professional player who desires to coach in amateur, professional or international competitions.

U.S. Soccer has licensed thousands of coaches in the decades since the department was first founded. U.S. Soccer is committed to providing soccer coaches with up-to-date theoretical and practical knowledge so coaches can develop to their full potential. The diagram below shows the current U.S. Soccer Coaching License Pathway.



U.S. Soccer provides courses in which coaches can earn nationally-recognized certifications which afford them opportunities and recognition inherent in the attainment of various levels of coaching expertise. Proven curriculums improve coaches' knowledge of the game and provide valuable information on current coaching trends and international developments in the game.

The course curriculums are based on sets of tasks that a coach must carry out. These tasks are defined as coaching matches, coaching training sessions, leading the team, leading the player, managing a performance environment, leadership and more. Coaches will be educated and assessed based on the progression of these tasks relative to each course within the license pathway.

A (Senior and Youth), B and C level courses span four to ten months and take place over a series of meetings. Candidates have an opportunity to practically apply what they have learned in their home environment with their own team between meetings. U.S. Soccer staff typically travel to assess candidates in their home environment for the Pro, A-Senior and A-Youth courses.

U.S. Soccer also offers C, D and Grassroots level courses that are available through member organizations. While the member organizations are responsible for the execution of these courses, the curriculum is developed and overseen by U.S. Soccer Coaching Education. For more information on U.S. Soccer Coaching Education courses, visit the U.S. Soccer Learning Center at [learning.ussoccer.com](http://learning.ussoccer.com).

The following is an overview of U.S. Soccer Coaching Education courses:  
[https://learning.ussoccer.com/coach/courses/available/27/list?current\\_page=1&per\\_page=20&statuses=scheduled,application,registration,waitlist,closed,invitation](https://learning.ussoccer.com/coach/courses/available/27/list?current_page=1&per_page=20&statuses=scheduled,application,registration,waitlist,closed,invitation)

## Introduction to Grassroots Coaching

The Introduction to Grassroots Coaching is a cost-free, online module intended for all parents and coaches of youth players. The focus of this grassroots introduction is to share U.S. Soccer's best practices in creating a fun, supportive, activity-centered and age-appropriate environment for grassroots players.

### Grassroots Licenses

The eight Grassroots courses, which replaced the F and E License courses, offer an a-la-carte approach meant to empower coaches with education that is relevant to their specific coaching needs. The Grassroots Licenses will help coaches ensure fun, enjoyable and developmentally-appropriate environments for their players. Candidates will learn how to understand the basic needs of grassroots players, the basic structure of the game, the basic structure of a grassroots training session and the basic tasks of a grassroots coach. A unique combination of three of the eight Grassroots Licenses, including two in-person courses (one of which must be 11v11) and one online course now formally represent the prerequisite to progress to the U.S. Soccer D License.

#### D License

The National D license is a 45 to 60-hour course for the grassroots coach who meets the prerequisites outlined above. The focus of this course) is to prepare coaches to work with youth teams (U-6 to U-19) in a participation environment. Coaches will learn to create game-like training sessions and a gameday environment that encourages players' ownership of their decision-making. The course consists of a mix of classroom lectures and field sessions that focus on using the Play-Practice-Play training methodology.

#### C License

The C license prepares coaches to work with youth teams (U-11 to U-19) in a participation environment. The goals of the course are to educate candidates in creating a series of progressive game-like training sessions that encourage players' ownership of their decision-making and creating a gameday environment linked to training session goals.

#### B License

The B license prepares coaches to work with youth (U-13+) or senior teams in a performance environment. Goals of the course are to educate candidates in implementing a game model based on a style of play as well as creating and implementing a coaching structure to influence players during games and training sessions.

#### A-Youth License

The A-Youth License prepares coaches to work as a head coach with youth teams in a high-performance environment. The course runs for 10 months, typically including three in-person meetings and three development periods. Candidates are educated in creating and articulating a style of play in a game model as well as creating and implementing a training and coaching methodology to develop the team and individual players during training sessions and games.

## A-Senior License

The A-Senior License prepares coaches to work as a head coach with a senior team in a high-performance environment. Similar to the A-Youth License, candidates are educated in creating and articulating a style of play in a game model as well as creating and implementing a training and coaching methodology to develop the team and individual players during training sessions and games.

## Academy Director License

The Academy Director License is designed to meet the high demands and standards of leading an academy in an elite youth development environment. Goals of the course are to educate candidates in creating an elite training and competitive environment that is aligned with the club philosophy, and creating a culture of excellence that seeks to develop a complete player on and off the field.

## Pro License

The Pro License prepares candidates to work as a head coach with a senior team at the highest level of national and international professional soccer. Primary goals of the course are to educate the candidate in developing a winning team culture, creating a game model that aligns with the club culture, the quality of the players and beliefs of the coach, and developing and using a leadership style that drives the high-performance environment. The year-long course is centered around the management of a professional team.

## Director of Coaching License

The Director of Coaching (DOC) license prepares candidates to work as a technical leader of a youth soccer club in a participation environment. Primary goals of the course are to create a player-centered development environment to develop the player on and off the field and to create a safe training and competitive environment.

## Talent Scout

The Talent Scout license prepares youth scouts to learn the process of identification, examination and monitoring of potential (top) talented players. Students will acquire or further develop the competencies (knowledge, skills, attitude) and personal traits necessary to work as a Talent Scout. The primary goal of the course is to help youth scouts learn the process of identification, examination and monitoring of potential (top) talented players.

## Coach For Community

Coach For Community is a free educational resource. The target is to provide the necessary tools and resources for coaches to create the most impactful learning environments for players. While the primary focus is on entry-level coaches, the program is open to all. The three key program objectives are to share best practices for player development including coaching games and practices (with a focus on U.S. Soccer's Play-Practice-Play methodology), provide expertise in grassroots coach education and player development, and to make connections with local soccer leaders.

Each individual that completes a free registration in U.S. Soccer's Learning Center and participates in the event will receive a \$25 voucher to be used towards one of the four online courses.

## U.S. Soccer National Development Center

Home to U.S. Soccer Coaching Education and Sporting Kansas City's first team, the National Development Center celebrated its grand opening on May 16, 2018. The \$75 million, 50.49-acre facility, which serves as the home to the U.S. Soccer Coaching Education department, is also home to Children's Mercy Sports Medicine Center. Sporting the latest soccer-specific technology and sports medicine innovations, the NDC represents the future of the sport in the United States and aligns with U.S. Soccer's primary objective of improving the sport at all levels.

Located along the north side of the NDC, the U.S. Soccer Coaching Education Center provides a world-class environment designed to maximize the development of coaches. With full-time administrative and technical staff, two locker rooms, four classrooms with operable walls, six breakout rooms, all-day cafeteria access, two full-size, synthetic turf fields with LED sports lighting, and a two-story coaching pavilion, the NDC will host more than its fair share of U.S. Soccer coaching courses over the coming years.

The NDC is located at 1913 Pinnacle Way in Kansas City, KS. Sitting approximately 1.5 miles northeast of Children's Mercy Park, Sporting Kansas City's home venue, the NDC is about a 20-minute ride from the Kansas City International Airport and equidistant from downtown Kansas City (Missouri).

## U.S. Soccer National Training Center

U.S. Soccer's National Training Center at Dignity Health Sports Park in Carson, Calif., stands as one of the great achievements in the organization's 100-plus-year history. What started as a vision in 1999 became a reality with its construction in 2003 and is now widely hailed as an exemplar of sports infrastructure in the United States.

The complex is a first-class facility that shows the integration of all U.S. National Team programs, from talent identification camps straight through to the full Men's and Women's National Teams playing in the main stadium.

The National Training Center officially opened on June 6, 2003, as the U.S. Under-17 Men's National Team arrived to begin training. The first game at what is now known as Dignity Health Sports Park was played in the stadium one day later on June 7, 2003, as the Los Angeles Galaxy topped the Colorado Rapids 2-0 in Major League Soccer action.

Located on the campus of California State University, Dominguez Hills, the National Training Center includes four grass soccer fields, two FieldTurf soccer fields and a general training area. The complex also includes three additional practice fields, as well as all the necessary team support facilities, including locker rooms, a training room, a weight room and office space for staff. U.S. Soccer has approximately 10 full-time staff working out of the National Training Center.

In a very short time, the National Training Center established itself as the center of the soccer world in the United States and was the main reason the United States was able to serve as an emergency host for the 2003 FIFA Women's World Cup. The facility hosted early round games, as well as the third-place match and the final on short notice after the tournament was moved from China to the United States.

The stadium has also hosted numerous international and professional tournaments, including the Concacaf Gold Cup, Champions League, SuperLiga and InterLiga, while also attracting some of the largest clubs in the world for friendlies.

**THE NTC AT THE DHSP:** Dignity Health Sports Park is home to U.S. Soccer's National Training Center in Carson, Calif.



### Facility Facts

- Soccer Stadium Opening: June 7, 2003
- 27,000 Seat Soccer Stadium
- 8,000 Seat Tennis Stadium
- 2,000 Seat Track & Field Stadium
- 9 Soccer Training Fields (including two artificial surfaces)
- 30 Tennis Courts

# The U.S. Soccer Development Fund

U.S. Soccer is a 501(c)(3) nonprofit organization. Like other national governing bodies for sports in the United States, the Federation receives no government funding to support its programs.

In 2013, U.S. Soccer launched its first philanthropic platforms to encourage supporters to donate in support of the game they love, and help the Federation achieve its mission to make soccer the preeminent sport in the United States.

Since then, U.S. Soccer has expanded giving opportunities across a range of important sporting and philanthropic leadership areas, including the following programs:

- **The U.S. Soccer Development Fund:** Supporting U.S. Soccer operations and programs to develop world-class players, more & better coaches and referees, and National Teams to inspire us all.
- **The One Nation (DEIB) Fund:** Supporting U.S. Soccer programs advancing diversity, equity, inclusion, and belonging through soccer.
- **The American Legacy Fund:** Supporting Youth National Team programs to help build the next generation of world-class players.
- **The Jill Ellis Scholarship Fund:** Advancing and empowering female coaches through financial aid for coaching education and the hands-on SheChampions mentorship program.

Donors can support U.S. Soccer and get closer to our programs by making a donation at [www.ussoccer.com/donate](http://www.ussoccer.com/donate), or joining a giving group like the ones outlined below:

- **Circle Insiders:** Annual membership program supporting the U.S. Soccer Development Fund, with unique benefits at every level.
- **The National Women's Network:** Leadership giving group supporting and celebrating U.S. Soccer programs for girls and women across the organization.
- **Patrons Program:** Supporters families participating in multi-day VIP travel programs around senior Men's and Women's National Team matches.
- **Development Councils:** Regional volunteer groups uniting business and community leaders in support of U.S. Soccer. (Current Development Councils: Chicago, New York City, Bay Area, Los Angeles, and At-Large.)
- **Champions Circle:** U.S. Soccer's foremost philanthropic leadership group, championing the future of the sport at the highest level.

For questions about U.S. Soccer development and opportunities for donors, go to [www.ussoccer.com/fund](http://www.ussoccer.com/fund) or email [fund@ussoccer.org](mailto:fund@ussoccer.org).



## The U.S. Soccer Foundation The Major Charitable Arm of Soccer

The U.S. Soccer Foundation is a prominent leader in sports-based youth development, using soccer as a vehicle for social change among youth. The Foundation provides nationally recognized programs that are proven to deliver positive health and social outcomes. Its innovative, accessible and affordable initiatives offer safe environments in which both boys and girls thrive. Since the Foundation's inception, it has impacted more than 13 million individuals through more than \$100 million in direct funding to over 600 organizations nationwide. The Foundation recently announced its goals to serve one million children annually in quality soccer programs and build 1,000 safe playing spaces by 2026.

Dedicated to growing the sport of soccer and using it as a vehicle for positive change, the Foundation runs three national programs:

### SOCCER FOR SUCCESS

*Soccer for Success* is the U.S. Soccer Foundation's afterschool program, offered free to participants, that uses soccer as a tool to address children's health issues, teach critical life skills, and promote healthy lifestyles in underserved communities. The Foundation partners with community-based organizations across the country to operate *Soccer for Success* sites – providing tens of thousands of children with quality afterschool programming led by trained coach-mentors three times per week for the entire school year. Currently, the *Soccer for Success* program serves more than 40,000 children in over 180 communities across the country. To date, more than 100,000 youth have participated in *Soccer for Success*.

To address some of the challenges created by the COVID-19 pandemic, the Foundation adapted the Soccer for Success program. Partners now have access to the Soccer for Success curriculum that provides coach-mentors with training, tools, and practice plans to run virtual or in-person socially distanced sessions.

To bring elements of the program to all children and families, the Foundation created Soccer for Success at Home which incorporates the program's five components. This free online hub includes videos, activities, and resources.

### SAFE PLACES TO PLAY

In addition to programming, the U.S. Soccer Foundation works to provide children with safe and accessible places to play by transforming underutilized spaces into soccer fields. In communities where space is at a premium, the Foundation developed the 'mini-pitch' to provide customized solutions to meet communities' needs. The Foundation's *Safe Places to Play* program also provides grants to organizations to help them build or enhance field space(s) in their communities.

### PASSBACK

Since 2002, the U.S. Soccer Foundation's *Passback* program has collected and redistributed more than one million pieces of soccer equipment to children in underserved communities. Thanks to dedicated individuals, soccer clubs, and organizations that collect and donate soccer equipment, the *Passback* program is able to bring the game of soccer to children who love the sport but can't afford the gear to play.

Due to the COVID-19 pandemic, the Foundation is no longer distributing gear to local organizations. Instead, all equipment collected for the Passback program should be shipped to SOCCER.COM directly via the address below.

Passback Program  
c/o Eurosport  
431 US HWY 70A A East  
Hillsborough, NC 27278

In addition to its programs, the Foundation is dedicated to assisting those who serve youth through soccer in underserved communities. Each year the Foundation organizes the Urban Soccer Symposium, an event which brings together non-profit organizations that directly support soccer programs and projects to share funding resources, best practices and other technical expertise. The Foundation has laid the groundwork for networking and partnership opportunities among urban soccer programs nationwide.

## The U.S. Soccer Foundation Board of Directors:

### PRESIDENT & CEO

Ed Foster-Simeon

### OFFICERS

Alan Rothenberg (Founder/Lifetime Director)  
Charles Marshall (Chairman Emeritus)  
Cully Stimson (Chairman)  
Kevin Payne (Vice Chairman)  
Dr. Dana Weintraub (Secretary)  
David Nathanson (Treasurer)

### DIRECTORS

Kyra Tirana Barry  
Paul Britton  
Dr. Jane Delgado  
Heather Higginbottom  
Cobi Jones  
Brian Klein  
Peter B. Luther  
Jim Messina  
JoAnn Neale  
Cindy Parlow Cone  
Danielle Slaton  
Juergen Sommer  
David Sutphen  
Brian Weinstein  
Leighton Welch  
Mark Williamson  
Sean Woodroffe

U.S. Soccer Foundation  
1140 Connecticut Ave. NW Suite 1200  
Washington, D.C. 20036  
Phone: 202-872-9277  
Fax: 202-872-6655  
info@ussoccerfoundation.org  
www.ussoccerfoundation.org





# NATIONAL SOCCER HALL OF FAME

## NATIONAL SOCCER HALL OF FAME

The National Soccer Hall of Fame (NSHOF) is a public-private partnership among FC Dallas, the City of Frisco, Frisco Independent School District and U.S. Soccer Federation. The NSHOF, part of a \$55 million renovation at Toyota Stadium in Frisco, Texas, contains two components: The NSHOF Experience and the HOF Club.

The NSHOF Experience is a 10,000-square foot segment of the NSHOF that honors the past, while fully incorporating modern technology of the present and future including virtual reality, gesture technology and interactive digital video boards throughout to celebrate the players and builders of American soccer that have elevated the sport to where it is today. It features interactive exhibits, iconic soccer memorabilia and serves as the home for Hall of Fame induction ceremonies annually.

The NSHOF's home in Frisco opened in 2018 after not having a home for seven years, with the previous home located in Oneonta, N.Y. from 1979-2010. The NSHOF was officially recognized by U.S. Soccer in 1983.

What is now the National Soccer Hall of Fame first sprang to life in 1950 when a group of former professional and amateur players from the Philadelphia "Old-timers" Association took it upon themselves to recognize the achievements of soccer in America. Sixty years after the "Old-timers" first got together, more than 300 members have been elected to the Hall of Fame for their outstanding contributions to American soccer, both on and off the field.

The Hall of Fame also possesses an archive of more than 80,000 items, which make up one of the largest collections of soccer artifacts and records in the world. The collection includes such rare pieces as the world's oldest soccer ball (made in the USA) and both the 1991 and 1999 FIFA Women's World Cup trophies. The collection also includes the North American Soccer League archive, the 1994 FIFA World Cup USA archive, a rare soccer photography collection from New York depression-era photographer John Albok, materials from the U.S. National Teams in World Cup competition and artifacts from the American Soccer League of the 1920's and 1950's.

Members are elected annually via three ballots – Player, Builder and Veteran (player), and since 2018 have been inducted in Frisco, Texas. Beginning with the Class of 2021, a 96-member Selection Committee consisting of Hall of Famers, media members, historians and soccer executives and coaches participate in annual elections. For the election of the Class of 2022, the maximum number of inductees is three Players, one Builder and one Veteran.



# NATIONAL SOCCER HALL OF FAME MEMBERS

## - PLAYERS -

Agoos, Jeff.....2009	Gabarra, Carin Jennings.....2000	O'Brien, Shamus *.....1990
Akers, Michelle.....2004	Gaetjens, Joseph *.....1976	Olaff, Gene *.....1971
Alberto Torres, Carlos.....2003	Gallagher, James *.....1986	Oliver, Arnold *.....1968
Annis, Robert *.....1976	Gardassanich, Gino *.....1976	Oliver, Len.....1996
Armstrong, Desmond.....2012	Gentle, James *.....1986	Overbeck, Carla.....2006
Auld, Andrew *.....1986	Getzinger, Rudy.....1991	
	Glover, Edward 'Teddy' *.....1965	Pariani, Gino *.....1976
Bachmeier, Adolph.....2002	Gonsalves, Adelino 'Billy' *..1950	Parlow-Cone, Cindy.....2018
Bahr, Walter *.....1976	Gormley, Robert.....1989	Patenaude, Bert *.....1971
Balboa, Marcelo.....2005	Govier, Sheldon *.....1950	Pele.....1993
Barr, George *.....1983	Granitz, Karl-Heinz.....2003	Perez, Hugo.....2008
Beardsworth, Fred *.....1965	Gryzik, Joseph.....1973	Pope, Eddie.....2011
Beckenbauer, Franz.....1998		
Bernabei, Raymond*.....1978	Ham, Mia.....2007	Radosavljevic, Preki.....2010
Bocanegra, Carlos.....2020	Harker, Albert *.....1979	Ramos, Tab.....2005
Bogicevic, Vladislav 'Bogie' ..2002	Harkes, John.....2005	Rampone, Christie (Pearce) ..2021
Bookie, Michael *.....1986	Heinrichs, April.....1998	Ratican, Harry *.....1950
Borghi, Frank *.....1976	Hynes, John *.....1977	Renzulli, Peter *.....1951
Boulos, John *.....1980		Reyna, Claudio.....2012
Brittan, Harold *.....1951	Jaap, John *.....1953	Roe, Jimmy *.....1997
Brown, David *.....1951	Jones, Cobi.....2011	Rote Jr., Kyle.....2010
Brown, George.....1995		Roth, Werner.....1989
Brown, James *.....1986		Roy, Willy.....1989
		Ryan, Francis J. 'Hun' *.....1958
Caligiuri, Paul.....2004	Keller, Kasey.....2015	
Caraffi, Ralph *.....1959	Keough, Harry *.....1976	Salcedo, Fabri *.....2005
Carenza, Joseph S. *.....1982	Kropfelder, Nicholas *.....1996	Schaller, Willy *.....1995
Chacurian, Efrain 'Chico' * ..1992	Kuntner, Rudy *.....1963	Scurry, Briana.....2017
Chastain, Brandi.....2016		Slone, Philip *.....1986
Cherundolo, Steve.....2021	Lalas, Alexi.....2006	Smith, Bobby.....2007
Chesney, Stanley *.....1966	Lang, Millard *.....1950	Souza, Ed *.....1976
Child, Paul.....2003	Lenarduzzi, Bob.....2003	Souza, John 'Clarkie' *.....1976
Chinaglia, Giorgio *.....2000	Lilly, Kristine.....2014	Spalding, Charles H. *.....1950
Cirovski, Shannon Higgins.....2002	Looby, William *.....2001	Stark, Archie *.....1950
Clavijo, Fernando *.....2005		Stewart, Earnie.....2011
Colombo, Charles *.....1976	Maca, Joseph *.....1976	Swords, Thomas *.....1951
Coombes, Geoff *.....1976	MacMillan, Shannon.....2016	
Craddock Jr., Robert *.....1997	Mausser, Arnie.....2003	Tintle, George *.....1952
	McBride, Brian.....2014	Tracy, Raphael *.....1986
Danilo, Paul *.....1997	McBride, Pat.....1994	Trost, Al.....2006
Davis, Rick.....2001	McGhee, Bart *.....1986	
Dick, Walter *.....1989	McGuire, John *.....1951	Vaughn, Frank *.....1986
DiOrto, Nick *.....1974	McIlvenny, Edward *.....1976	Vermes, Peter.....2013
Donelli, Aldo 'Buff' *.....1954	McLaughlin, Ben *.....1977	
Dooley, Thomas.....2010	McNab, Alex *.....2005	Wallace, Frank *.....1976
Douglas, James E. *.....1954	Meola, Tony.....2012	Wambach, Abby.....2019
Duggan, Thomas *.....1955	Mieth, Werner *.....1974	Weir, Alex *.....1975
Dunn, James *.....1974	Milbrett, Tiffeny.....2018	Willey, Alan.....2003
	Millar, Robert *.....1950	Wilson, Bruce.....2003
	Monsen, Lloyd.....1994	Wilson, Peter *.....1950
	Moore, Joe-Max.....2013	Windischmann, Michael.....2004
	Moore, Johnny.....1997	Wolanin, Adam *.....1995
	Moorhouse, George *.....1986	Wood, Alex *.....1986
	Moreno, Jaime.....2021	Wynalda, Eric.....2004
	Morrison, Robert *.....1951	
	Murphy, Ed.....1998	Zerhusen, Al.....1978
	Murray, Bruce.....2011	
	Myernick, Glenn "Mooch"*.....2015	
	Nanoski, John "Jukey" *.....1993	
	Nelson, Johnny *.....2005	
	Nilsen, Werner *.....2005	
	Ntsoelengoe, Patrick "Ace" * ..2003	

\* deceased

# NATIONAL SOCCER HALL OF FAME MEMBERS

## - BUILDERS -

Abronzino, Umberto * ..... 1971	Gansler, Bob ..... 2011	Palmer, William * ..... 1952
Aimi, Milton * ..... 1991	Garber, Don ..... 2016	Payne, Kevin ..... 2021
Alonso, Julius A. * ..... 1972	Garcia, Prudencio 'Pete' * ..... 1964	Pearson, Edward * ..... 1990
Andersen, William * ..... 1956	Giesler, Walter * ..... 1962	Peel, Peter J. * ..... 1951
Anschutz, Philip ..... 2006	Gould, David L. * ..... 1953	Peters, Wally * ..... 1967
Ardizzone, John * ..... 1971	Greer, Donald * ..... 1985	Phillipson, Don * ..... 1987
Arena, Bruce ..... 2010	Guelker, Robert * ..... 1980	Piscopo, Giorgio * ..... 1978
Armstrong, James * ..... 1952	Guennel, Dr. G.K. * ..... 1980	Pomeroy, Edgar * ..... 1955
	Gulati, Sunil ..... 2019	
Barriskill, Joseph J. * ..... 1953	Healy, George * ..... 1951	Ramsden, Arnold * ..... 1957
Berling, Clay * ..... 1995	Heilpern, Herbert * ..... 1988	Reese, Vernon R. * ..... 1957
Best, John O. * ..... 1982	Hemmings, William * ..... 1961	Ringsdorf, J. Eugene * ..... 1979
Booth, Joseph * ..... 1952	Hermann, Robert * ..... 2001	Robbie, Elizabeth * ..... 2003
Boxer, Matthew * ..... 1961	Howard, Ted ..... 2003	Robbie, Joe * ..... 2003
Bradley, Bob ..... 2014	Hudson, Maurice * ..... 1966	Ross, Steve * ..... 2003
Bradley, Gordon * ..... 1996	Hunt, Lamar * ..... 1982	Rothenberg, Alan I. .... 2007
Briggs, Lawrence E. * ..... 1978		Rottenberg, Jack J. * ..... 1971
Brock, John * ..... 1950	Iglehart, Alfreda * ..... 1951	
Brown, Andrew M. * ..... 1950	Jeffrey, William * ..... 1951	Sager, Thomas * ..... 1968
	Johnson, Jack * ..... 1952	Saunders, Harry * ..... 1981
Cahill, Thomas W. * ..... 1950		Schellscheidt, Manfred ..... 1990
Chyzowich, Walter * ..... 1997	Kabanica, Mike * ..... 1987	Schillinger, Emil * ..... 1960
Coll, John * ..... 1986	Kehoe, Robert ..... 1989	Schmid, Sigi * ..... 2015
Collins, George M. * ..... 1951	Kelly, Frank * ..... 1994	Schroeder, Elmer * ..... 1951
Collins, Peter * ..... 1998	Kempton, George * ..... 1950	Schwarz, Erno * ..... 1951
Commander, Colin * ..... 1967	Klein, Paul * ..... 1953	Shields, Fred * ..... 1968
Contiguglia, Dr. Robert S. .... 2018	Kleinaitis, Alfred ..... 1995	Single, Erwin * ..... 1981
Cordery, Ted * ..... 1975	Kozma, Oscar * ..... 1964	Smith, Alfred * ..... 1951
Craddock Sr., Robert * ..... 1959	Kracher, Frank * ..... 1983	Smith, Patrick * ..... 1998
Craggs, Edmund * ..... 1969	Kraft, Raymond G. * ..... 1984	Spath, Reinhold ..... 1997
Craggs, George * ..... 1981	Kraus, Harry * ..... 1963	Steelink, Nicolaas * ..... 1971
Cummings, Wilfred R. * ..... 1953		Steinbrecher, Hank ..... 2005
	Lamm, Kurt * ..... 1979	Stern, Lee ..... 2003
Delach, Joseph * ..... 1973	Larson, Bertil * ..... 1988	Steur, August * ..... 1969
DeLuca, Enzo * ..... 1979	Lewis, H. Edgar * ..... 1950	Stewart, Douglas * ..... 1950
DiCiccio, Tony * ..... 2012	Lombardo, Joseph * ..... 1984	Stone, Robert T. * ..... 1971
Donaghy, Edward J. * ..... 1951	Long, Dennis ..... 1993	
Donnelly, George * ..... 1989	MacEwan, John J. * ..... 1953	Toye, Clive ..... 2003
Dorrance, Anson ..... 2008	Machnik, Dr. Joe ..... 2017	Triner, Joseph * ..... 1952
Dresmich, John W. * ..... 1968	Magnozzi, Enzo * ..... 1977	
Duff, Duncan * ..... 1972	Maher, Jack * ..... 1970	Walder, James A. * ..... 1971
	Manning, Dr. Randolph * ..... 1950	Washauer, Adolph * ..... 1977
Edwards, Gene * ..... 1985	Marre, John * ..... 1953	Webb, Thomas * ..... 1987
Epperlein, Rudy * ..... 1951	McClay, Allan * ..... 1971	Weston, Victor * ..... 1956
Ertegun, Ahmet * ..... 2003	McGrath, Frank * ..... 1978	Woods, John W. * ..... 1952
Ertegun, Nesuhi * ..... 2003	McGuire, James P. * ..... 1951	Woosnam, Phil * ..... 1997
	McSkimming, Dent * ..... 1951	
Fairfield, Harry * ..... 1951	Merovich, Peter * ..... 1971	Yeagley, Jerry ..... 1989
Feibusch, Ernst * ..... 1984	Miller, Al ..... 1995	Young, John * ..... 1958
Fernley, John A. * ..... 1951	Miller, Milton * ..... 1971	
Ferro, Charles * ..... 1958	Mills, James * ..... 1954	Zampini, Daniel * ..... 1963
Fishwick, George E. * ..... 1974	Moore, James F. * ..... 1971	
Flamhaft, Jack * ..... 1964	Morrisette, William * ..... 1967	
Fleming, Harry G. * ..... 1967		
Foulds, Powys A.L. * ..... 1953	Netto, Fred * ..... 1958	
Foulds, Sam T.N. * ..... 1969	Newman, Ron * ..... 1992	
Fowler, Daniel W. * ..... 1970	Niotis, Dimitrios * ..... 1963	
Fowler, Margaret * ..... 1979		

\* deceased

# SOCCER PARTICIPATION

## TOTAL SOCCER PARTICIPANTS

**WORLD: 270 million \***  
**CONCACAF: 43 million \***  
**USA: 24 million \***

- In 2021, there were almost 4 million registered players in the United States, broken down as follows:

## U.S. SOCCER NO. OF PLAYERS

	ADULT
USASA	443,084
AYSO	3,826
SAY Adult	538
WPSL	3,492
EDP	709
GCPL	874
NPSL	3,205
US Club Soccer	8,259
WCSA	1,750
UWS	2,658
United Futsal	1,802

	YOUTH
AYSO	347,121
US Club Soccer	528,544
SAY	90,314
USSSA	15,660
US Youth Soccer	2,260,072
USL Super Y	8,963
US Youth Futsal	32,481

	PRO
Professional	133,316

## DISABLED SERVICE ORGANIZATIONS

American Amputee Soccer Association	42
Cerebral Palsy Soccer	200
United States Power Soccer Association	0
United States Association of Blind Athletes	40
USA Deaf Soccer Association	0

**TOTAL 3,886,950**

The USA's 3.9 million registered players are the second most in the world, behind only Germany (6.3 million\*), and ahead of third-ranked Brazil (2.1 million\*).

Soccer continues to see impressive participation growth at the high school and collegiate levels. In the 2014-15 academic year, Soccer was fourth most popular high school sport for girls (behind only track and field, volleyball and basketball) with 375,681 participants, but showed the steepest continued incline in new participants<sup>^</sup> over the last 15 years. Participation levels increase for soccer at the collegiate level relative to all other sports with only track and field involving more athletes; however new track and field team numbers are stagnant, while colleges and universities continue adding women's soccer programs with 599 having been started throughout the country since 1988-89.+

With approximately 145,000 registered referees, the U.S. is second in the world behind only Japan.

According to the 2010 FIFA Big Count, there are nearly 800,000 soccer officials in the U.S. (coaches, referees, administrators).

\* Source: *fifa.com (The Big Count, 2010)*

<sup>^</sup> Source: *2015-16 National Federation of State High School Associations Handbook + NCAA Participation Rates Going Up - Nov 2, 2011 (NCAA.com)*

# SOCCER ON TELEVISION

As the game has grown in the United States, so has the amount of soccer on television. With the amount of coverage increasing each year, soccer fans in the U.S. are able to watch games – in a single weekend no less – from top leagues in countries such as Argentina, Brazil, England, France, Germany, Italy, Mexico, and Spain.

Remarkable growth in the demand for domestic soccer viewership led to the signing of a landmark TV rights deal between U.S. Soccer, MLS and major television broadcasters ESPN, FOX Sports and Univision in 2014. An eight-year agreement through 2022 will see all three networks televise both U.S. Men's and Women's National Team matches. ESPN and FS1 will split the English-language Men's National Team broadcast package of approximately 10 games per year and will likewise share the schedule of Women's National Team games. TUDN, the exclusive Spanish language home of U.S. Soccer, will broadcast all USMNT games, plus a minimum of four USWNT matches each year throughout the term of the agreement.

The U.S. viewer has benefited from the overall increase in the number of televised games, be they domestic or international matches, and viewership will continue to grow in the years to come.

Details of the U.S. Soccer and MLS television broadcast deal through 2022:

## ESPN Networks & FOX Sports

- ESPN and FOX Sports 1 will share all U.S. Soccer matches.
- ESPN and FOX Sports will share MLS Cup Playoff matches outside of two Univision games.
- MLS Cup will alternate each year between ESPN and FOX Sports.
- The MLS All-Star Game will alternate each year between ESPN and FOX Sports.

## ESPN Networks

- ESPN will broadcast a minimum of 34 MLS regular season games, on an exclusive basis, on Sundays at 5 p.m. ET primarily on ESPN2.
- ESPN+ will carry the matches in MLS' out-of-market package.
- ESPN Radio and ESPN Deportes Radio networks have the rights to broadcast MLS matches.
- ESPN obtains digital rights across all platforms and devices for the games it televises.

## FOX Sports

- FOX Sports will broadcast a minimum of 34 MLS regular season games, on an exclusive basis, on Sundays at 7 p.m. ET primarily on FOX Sports 1.
- FOX Sports obtains digital rights across all platforms and devices for the games it televises, including its FOX Sports GO mobile app and FOXSportsGO.com for desktops.
- FOX Sports obtains digital highlight rights for MLS's out-of-market package via FOX Sports digital platforms
- FOX Sports Radio network has the opportunity to broadcast MLS matches.
- Opportunity to broadcast the MLS SuperDraft and other marquee MLS events.

## Univision

- All U.S. Soccer Men's National Team matches, including a minimum of four U.S. Women's National Team matches each year over the duration of the deal.
- Minimum of 34 MLS regular season games, on an exclusive basis, on Friday evenings either at 7 p.m. ET or 11 p.m. ET primarily on UniMás.
- Two MLS Cup Playoff matches per season, on an exclusive basis, during the knockout round.
- The MLS All-Star Game and MLS Cup, exclusively in Spanish on Univision.
- Exclusive MLS matches on the Univision networks will include second audio program (SAP), providing viewers the option of watching games in English. English audio also will be available for matches televised on Univision's digital platforms.
- TUDN, Univision's 24 hour sports network, will feature five to seven consecutive Friday doubleheaders in May and June that will be surrounded by two hours of MLS ancillary programming.
- TUDN will televise a weekly MLS wrap-up program and a condensed MLS match of the week each Sunday.
- Univision obtains digital rights across all platforms and mobile devices for the games it televises.

## 2018/2019/2022/2023 FIFA WORLD CUP TELEVISION RIGHTS

In October of 2011, the amazing growth of the sport was demonstrated when a bidding war over the U.S. broadcast rights for the 2018 and 2022 FIFA World Cups and 2019 and 2023 FIFA Women's World Cups played out in Zurich, Switzerland. In the end, a record sum of more than \$1 billion was paid by Fox and Telemundo, an increase of more than 147 percent over the combined \$425 million that ESPN and Univision paid for the rights to the 2010 and 2014 tournaments.

Fox paid a reported \$450 to \$500 million to beat out ESPN and NBC for the English rights, while Telemundo is said to have paid \$600 million to outbid Univision for the Spanish rights. Additionally, FIFA granted FOX the U.S. broadcast rights for the 2026 World Cup, which was awarded to the United Bid from Canada, Mexico and the United States at the 2018 FIFA Congress.

### U.S. TELEVISION RIGHTS FEES FOR FIFA WORLD CUP

Year	Fee	English Network	Fee	Spanish Network	Total Fee
2002/2006	\$40M	ABC/ESPN	\$125M	Univision	\$165M
2010/2014	\$100M	ABC/ESPN	\$325M	Univision	\$425M
2018/2022	\$450M	FOX	\$600M	Telemundo	\$1.05B

### MOST WATCHED SOCCER GAMES IN U.S. HISTORY

Rank	Date	Match	Networks	Viewers
1	July 13, 2014	Germany-Argentina	ABC/Univision	29.2m
2	July 5, 2015	USA-Japan	FOX	26.7m
3	June 22, 2014	USA-Portugal	ESPN/Univision	24.7m
4	July 11, 2010	Spain-Netherlands	ABC/Univision	24.7m
5	July 1, 2014	USA-Belgium	ESPN/Univision	21.6m

## 2019 WOMEN'S WORLD CUP U.S. GAME VIEWERSHIP

### U.S. VS. THAILAND (JUNE 11)

FOX: 2 million households / 2.6 million viewers  
Telemundo: 290K households / 446K viewers  
Combined: 2.3 million households / 3 million viewers

### U.S. VS. CHILE (JUNE 16)

FOX: 3.6 million households / 5.3million viewers  
Telemundo: 468K households / 744K viewers  
Combined: 4 million households / 6million viewers

### U.S. VS. SWEDEN (JUNE 20)

FOX: 2.8 million households / 3.7 million viewers  
Telemundo: 302K households / 405K viewers  
Combined: 3.1 million households / 4.1 million viewers

### U.S. VS. SPAIN (JUNE 24)

FS1: 2.4 million households / 3.2 million viewers  
NBCSN: 79K households / 103K viewers  
Telemundo: 500K households / 656K viewers  
Combined: 3 million households / 3.9 million viewers

### U.S. VS. FRANCE (JUNE 28)

FOX: 4.5 million households / 6.1 million viewers  
Univiso: 115K households / 156K viewers  
Combined: 4.6 million households / 6.3 million viewers

### U.S. VS. ENGLAND (JULY 2)

FOX: 5.1 million households / 7.1 million viewers  
NBCSN: 78K households / 115K viewers  
Telemundo: 639K households / 919K viewers  
Combined: 5.8 million households / 8.1 million viewers

### U.S. VS. NETHERLANDS (JULY 7)

FOX: 9.1 million households / 14 million viewers  
Telemundo: 846K households / 1.3 million viewers  
Combined: 10 million households / 15.3 million viewers



## FIFA - SOCCER'S WORLD GOVERNING BODY

Founded in 1904 to provide unity among national soccer associations, the Federation Internationale de Football Association (FIFA) boasts 211 members, rivaling that of the United Nations, and is arguably the most prestigious sports organization in the world.

FIFA was established on May 21, 1904, by seven national associations — Belgium, Denmark, France, Netherlands, Spain, Sweden and Switzerland — to “promote the game of Association Football (as opposed to rugby or American football), to foster friendly relations among National Associations, Confederations, their officials and players, by promoting the organization of football matches at all levels, and to control every type of association football by taking steps as shall be deemed necessary or advisable.”

FIFA's birth was a result of the growing number of international games shortly after the dawn of the 20th century. Soccer leaders in Europe felt that such expanded competition required a governing body, and under the leadership of Robert Guerin, a French journalist, the seven founding members gathered in Paris to shape the future of the sport. Guerin, FIFA's first president, presided over the organization from 1904 to 1906. Seven other men have also served as FIFA president, including Jules Rimet for 33 years from 1921 to 1954.

Currently, Italy's Gianni Infantino serves as FIFA president, having been elected in 2016's Extraordinary Congress held in the wake of corruption allegations against numerous FIFA Officials that resulted in former president Joseph “Sepp” Blatter stepping aside and then being banned from FIFA by its Ethics Committee. FIFA's general secretary since 2009, Infantino served a three-year term as FIFA president and was re-elected for a second term at the 2019 FIFA Presidential Election during the 69th FIFA Congress in Paris on June 5.

Under FIFA's governance soccer has become the world's most popular sport. According to the Federation's 2006 “Big Count,” the game is played by more than 150 million registered athletes — including 10 million women — and viewed by billions of fans in stadiums and on television worldwide.

As soccer's ultimate administrative authority, FIFA governs all facets of the game: regulating the rules of play, overseeing the transfers of players internationally, organizing international competitions such as the FIFA World Cup, establishing standards for refereeing, coaching and sports medicine, and encouraging soccer's development around the world.

Among the official world championships staged by FIFA are the World Cup, the Women's World Cup, the Under-20 World Cup, the Under-20 Women's World Cup, the Under-17 World Cup, the Under-17 Women's World Cup, the Beach Soccer World Cup and the Futsal World Cup. Additionally, FIFA oversees the men's and women's Olympic Football Tournament staged under the auspices of the International Olympic Committee every four years. FIFA has also staged the FIFA Confederations Cup, a competition between each of its confederations' champions, and the FIFA Club World Cup, which was held at the beginning of 2000 for the first time in Brazil.

**President:** Gianni Infantino


**General Secretary:** Fatma Samoura

**Headquarters:** FIFA House • Forrenweidstrasse • Zürich, Switzerland

**Correspondence Address:** FIFA-Strasse 20 • P.O. Box 8044 Zürich, Switzerland

**Phone:** 41-43-222-7777 • **Fax:** 41-43-222-7878 • **Web Site:** www.fifa.com





# Concacaf

## HOST OF THE WORLD'S GAME

The Confederation of North, Central America and Caribbean Association Football (Concacaf) was founded in 1961 and serves as the organizing body for 41 national associations, including the United States, and spans from Canada in the north to Suriname in the south. Concacaf organizes international competition in a number of events, including the Champions League, qualifying tournaments for all FIFA competitions and the Gold Cup.

After a shutdown of all competitions due to the COVID-19 pandemic in 2020, the originally postponed inaugural Concacaf Nations League Final Four took place in Denver, Colorado from June 3-6, 2021. The United States claimed the title after defeating archrivals Mexico in extra time with a penalty kick goal from Christian Pulisic and a dramatic penalty kick save from Ethan Horvath in the dying moments of the match. The USA would earn its second consecutive Concacaf major title just one month later after beating Mexico yet again to claim the 2021 Gold Cup.

Additionally, the Concacaf Men's Olympic Qualifying Championship which was to be held in March 2020 and the start of Men's World Cup qualifying, which was to hold its first windows in September and November that same year, were all postponed and played on those same dates in 2021. Of course, the 2020 Tokyo Olympics was also postponed until 2021 and the United States won the bronze medal.

While the Under-20 Women's World Cup qualifying did take place in January 2020 – and was won by the USA – many events didn't take place, including qualifying for the U-17 Women's World Cup. Both youth Women's World Cups were eventually cancelled by FIFA, as were the Men's Youth World Cups for '21 because qualifying could not be held.

In December of 2020, Concacaf announced it would launch new senior Women's National Team competitions to benefit the entire Confederation which began in 2021 and will include major centralized summer tournaments in 2022, which will conclude with qualifying for the 2023 FIFA Women's World Cup, and 2024, which will conclude with the first Concacaf Women's Nations League tournament.

The structure of new competitions is aimed at transforming Women's National Team football across the entire confederation. The new calendar prioritizes providing more official match dates for all Concacaf region women's senior national teams and ensuring there is elite competition to showcase the highest level of women's international football. Through this new calendar, Concacaf will more than double the number of official senior women's national team matches compared with the current cycle of competitions.

This major development for the women's game follows the launch in June 2019 of Concacaf W – the Confederation's women's football strategy – which has focused on working with Concacaf Member Associations (MAs) to grow all aspects of women's football in North and Central America and the Caribbean.

2019 was a positive year for Concacaf in that the U.S. Women's National Team claimed its fourth Women's World Cup title, winning all seven games in France en route to the historic title which concluded with a 2-0 victory against the Netherlands in Lyon, France. In his first major tournament since taking the helm of the U.S. Men's National Team, head coach Gregg Berhalter marshaled a young and developing side to the 2019 Concacaf Gold Cup Final where they fell in a 1-0 thriller against Mexico. The USA also finished atop its group in Concacaf Nations League play in the fall.

Concacaf kicked off the summer of 2018 with the announcement that the United Bid of the United States, Canada and Mexico was awarded the right to host the 2026 FIFA World Cup. In October, three teams: the USA,

Canada, and Jamaica, qualified for the 2019 FIFA World Cup in France. Jamaica became the first women's team from the Caribbean to qualify for a FIFA Women's World Cup while the USA won its 12th regional title.

In 2017, the United States won the biannual Confederation championship in thrilling fashion with a 2-1 win against Jamaica in the 2017 Gold Cup Final.

The previous year in 2016, Concacaf hosted the Copa America Centenario in honor of the 100th anniversary of the world's oldest international football tournament. In stunning fashion, Chile retained the Copa America crown it had also won a year earlier in a rematch against Argentina in the Centenario Final that drew 82,026 fans, making it the most well-attended final of the Millennium. Staged outside South America for the first time, the tournament featured six teams from Concacaf and all 10 teams from CONMEBOL as the two American Confederations partnered for the historic competition, setting a new standard for worldwide inter-confederation cooperation.

2015 began Concacaf's current run of hosting the world's largest football tournaments when it held the FIFA Women's World Cup in Canada – which was won by the USA -- its first World Cup at the full international level since the United States hosted the Women's World Cup in 2003. In recent history, Concacaf has hosted the 2014 U-20 Women's World Cup in Canada, the 2011 U-17 World Cup in Mexico and the 2010 U-17 Women's World Cup in Trinidad & Tobago.

The 2012 London Olympic Games proved to be a landmark tournament for the confederation as the U.S. Women's National Team and Mexico U-23 Men's National Team captured gold, making it the first time in the competition's history that teams from the same confederation stood atop the podium.

The 2002 World Cup was a banner tournament for Concacaf that saw the U.S. advance to the quarterfinals, while Mexico won their group to earn a second round berth in Korea and Japan.

In 2005, Concacaf saw one of its men's teams win the first-ever outdoor world championship in the confederation's history as Mexico swept through the FIFA U-17 World Cup in Peru.

In 2000, Guatemala hosted the FIFA Futsal World Cup and in doing so became the first Central American country to host a FIFA world championship. And in 2001, Trinidad & Tobago hosted the spectacular Under-17 World Cup, becoming the first Caribbean country to host a world championship. A year later, the first-ever FIFA Women's Under-19 World Cup was staged in Canada in 2002 and won by the United States. After Trinidad & Tobago hosted the U-17 Women in 2010, Mexico welcomed the 2011 U-17 World Cup for men and triumphed as tournament champions.

As the Confederation's premier event, the Gold Cup is traditionally played every two years by the national teams within Concacaf. It rotated to an odd-year, summer schedule in 2003. Mexico, eight-time winner of the Gold Cup, defeated the U.S. in the 1993, 1998, 2009, 2011 and 2019 finals, downed Brazil in '96 and 2003 and defeated Jamaica in 2015. The U.S. has won six Gold Cups, the inaugural 1991 event, and again in 2002, 2005, 2007, 2013 and 2017. The 2000 Gold Cup was perhaps the most surprising, with Canada taking home their first major international title as the U.S. and Mexico failed to qualify for the semifinals. In 2015, the Confederation's entrant to the FIFA Confederations Cup shifted to a system whereby one nation must win the two Gold Cups held before the Confederations Cup or, if it does not win both editions, enter a one-game playoff against the nation that also won either of the Gold Cup tournaments in advance of a Confederations Cup.

The Women's Gold Cup lasted for three events, with the U.S. winning all three events in 2000, 2002, 2006. In 2002, it took a golden goal from Mia Hamm for the U.S. to dispatch Canada in the final, 2-1, and in 2000 the U.S. downed guest-team Brazil 1-0 to claim the championship. In the most recent edition of the tournament, the U.S. again prevailed in extra time, this time courtesy of a Kristine Lilly penalty kick in the 120th minute. The Women's Gold Cup is now known as the Concacaf Women's Championship.

Concacaf competed in the FIFA Club World Cup for the first time in 2000, when Mexico's Necaxa impressed with a third place finish in the 2000 tournament in Brazil. Most recently, the confederation's best finish came from Mexico's Monterrey, which claimed third in 2012. The Conacacaf club tournament, which is contested amongst 38 nations' domestic league champions, was won by D.C. United in 1998 and 2001. In 2008, Concacaf unveiled its own Champions League to replace the Champions Cup and decide the region's annual club title.

In 1994, Concacaf joined Europe and South America as the only confederations to host three or more World Cup finals. Mexico welcomed the world twice, in 1970 and 1986, while the United States staged the event for the first time in 1994.

#### Headquarters:

Concacaf • 13 Miami Central Building, 161 NW 6th Street • Miami Beach, FL 33136 • USA  
**Phone:** 305-704-3232 • **Fax:** 305-397-8813 • **Web Site:** [www.concacaf.com](http://www.concacaf.com)

# SOCCER IN THE USA

## Professional



**Major League Soccer (MLS)**  
 420 Fifth Avenue  
 7th Floor  
 New York, N.Y. 10018  
 Phone: 212-450-1200  
 Fax: 212-450-1300  
[www.mlssoccer.com](http://www.mlssoccer.com)  
 Commissioner: Don Garber

Launched on April 6, 1996, Major League Soccer is the U.S. Soccer sanctioned Division I outdoor professional soccer league in the United States. The LA Galaxy are the league's most successful team and its first to claim five MLS Cup titles (2002, 2005, 2011, 2012, 2014), surpassing D.C. United, winners of three of the first four MLS Cup titles (1996, 1997 & 1999) as well as the 2004 crown. Two more clubs have claimed multiple titles; the San Jose Earthquakes (2001, 2003), Houston Dynamo (2006, 2007), Seattle Sounders FC (2016, 2019) and Columbus Crew (2008, 2020). They are joined on the list of MLS Cup champions by the Chicago Fire (1998), Colorado Rapids (2010), Real Salt Lake (2009), Sporting Kansas City (2013), Portland Timbers (2015), Toronto FC (2017) Atlanta United FC (2018) and reigning champions New York City FC (2021).

In 2021, the league will continue to be divided into two conferences: Eastern Conference – Atlanta United FC, Charlotte FC, Chicago Fire FC, Columbus Crew SC, D.C. United, FC Cincinnati, Inter Miami CF, CF Montreal, New England Revolution, New York City FC, New York Red Bulls, Orlando City, Philadelphia Union, Toronto FC; Western Conference – Austin FC, Colorado Rapids, FC Dallas, Houston Dynamo, LA Galaxy, Los Angeles FC, Minnesota United, Nashville SC, Portland Timbers, Real Salt Lake, San Jose Earthquakes, Seattle Sounders FC, Sporting Kansas City and Vancouver Whitecaps FC.

The league has expansion plans to bring the total count of teams to 30 by 2022. Nashville and Miami began play in 2020, Austin FC in 2021, while Charlotte FC and St. Louis SC will play their inaugural seasons in 2022 and 2023, respectively.

MLS has a unique ownership and operating structure, based on a "single entity" concept. Unlike other professional sports leagues, which are a confederation of independent franchise owners, MLS' "single entity" structure allows investors to own an interest in the league, as well as individual teams. MLS believes that the structure will better position the league for long term success.

In 2021, MLS announced the new MLS Next Pro, a division III league set to kick off in March 2022 consisting of 21 pro clubs, including one independent club in Rochester New York FC. The league is set to add more independent clubs in 2023 and beyond. The league serves to build on the MLS pro pathway, which begins at the youth level in MLS Next, which was introduced in 2020 and kicked off in 2021 as a successor to the U.S. Development Academy.



**National Women's Soccer League (NWSL)**  
 1556 S. Michigan Ave, Floor 2  
 Chicago, IL, 60605  
 Phone: 312-549-8900  
 Fax: 312-549-8900  
[www.NWSLsoccer.com](http://www.NWSLsoccer.com)  
 Commissioner: Marla Messing

The National Women's Soccer League (NWSL) is a 12-team Division I women's professional soccer league featuring players from around the world. The clubs are Angel City FC, Chicago Red Stars, Houston Dash, Kansas City Current, NY/NJ Gotham FC, North Carolina Courage, OL Reign, Orlando Pride, Portland Thorns FC, Racing Louisville FC, San Diego Wave FC, and Washington Spirit. Based in Chicago, the NWSL is supported by the Canadian Soccer Association and the United States Soccer Federation.

The NWSL will kick off its historic tenth season in 2022 as fans will get to enjoy some of the biggest names in women's soccer – such as U.S. internationals Christen Press, Becky Sauerbrunn, Julie Ertz, Crystal Dunn, Megan Rapinoe and Alex Morgan as well as Canada internationals Christine Sinclair, Sophie Schmidt and Desiree Scott.

In addition, the league will also feature other notable stars such as England international Rachel Daly, former Japan international Yuki Nagasato, Wales international Jess Fishlock and Brazil internationals Debinha and Marta.

The league will be looking to build on a 2021 season which saw a new competition format introduced which included the return of the Challenge Cup, this time as an established annual league cup competition, followed by a 24-match regular season. The 2019 season saw record attendances and record-breaking moments that marked a stellar year for the league, as well as a truncated 2020 season that nevertheless got high marks for sponsorship acquisition, TV ratings and perseverance through the pandemic.

The Washington Spirit won their first-ever NWSL Championship after defeating the Chicago Red Stars 2-1 in extra time in Louisville, Kentucky, while the Portland Thorns won their second Supporters Shield after leading the league with 44 points.

In March of 2020, the league announced a landmark, multi-year media rights agreements, in which CBS Sports and Twitch have acquired the rights to exclusively present all NWSL matches for the next three years, beginning with the 2020 season.



**United Soccer League (USL)**  
 1715 N. Westshore Blvd.,  
 Suite 825  
 Tampa, Fla. 33607  
 Phone: 813-963-3909  
 Fax: 813-963-3807  
[www.uslsoccer.com](http://www.uslsoccer.com)  
 President: Jake Edwards

The USL is the largest, fastest-growing professional soccer organization in the United States.

Overseeing the USL Championship (USSF Division II), USL League One (USSF Division III), and USL League Two (Pre-Professional), the organization is built on a proven and recognized model in international football and counts more than 125 clubs in its membership, including 38 in the professional ranks. The expansion of the USL Championship and establishment of USL League One has brought professional soccer to new cities and states, with the USL currently serving as the highest level of professional soccer in 13 states ahead of future arrivals in both leagues.

The USL provides a clearly defined path for the progression of soccer players, beginning at the youth level (USL Academy League and Super Y League), continuing through the amateur level (USL League Two) and up to the professional level (USL League One and USL Championship). A platform for countless players to reach for their dreams each year, the USL is devoted to developing the sport at the grassroots level in every community across the region. In 2021, the USL announced the additions of the new USL W League, a pre-professional women's soccer league set to kick off in May 2022, and the USL Super League, a second-division professional women's soccer league set to begin play in 2023.

Based in Tampa, Fla., the USL has grown during the past decade into a model organization with strong corporate partnerships and stable organizational leadership. It features a dedicated staff of more than 60 professionals across 17 departments ranging from operations, digital, communications and club services, each of which provides unparalleled support to member clubs and outside partners. Sanctioned by the U.S. Soccer Federation, the USL is #UnitedForSoccer, moving the game forward in North America.



**National Independent Soccer Association (NISA)**  
186 S River Ave  
Holland, MI 49423

The National Independent Soccer Association (NISA) is a professional Men's soccer league in the third tier of American soccer

(USSF Division III) that began play in 2019. The league currently has 13 clubs competing in Spring 2021 – AC Syracuse, Albion San Diego, Bay Cities FC, California United Strikers FC, Chattanooga FC, Chicago House AC, Flower City Union, Los Angeles Force, Maryland Bobcats FC, Michigan Stars FC, New Amsterdam FC, Stumptown AC, Stumptown AC, Valley United FC, and one club on hiatus in the New York Cosmos. Two clubs are scheduled to join via expansion and begin play in 2023 in 1000 Oaks FC and Savannah Clovers FC

NISA was founded in 2017 with a mission to bring professional soccer to every city in the United States. A pro league member of U.S. Soccer, NISA focuses on a model based on meritocracy, independent clubs controlling their own league, clubs owning their intellectual property, all without the barrier of territorial rights. NISA also runs the mid-summer pro-am Independent Cup tournament, the year-long amateur league NISA Nation, and NISA Media.

## Amateur



**United States Adult Soccer Association (USASA)**  
7000 S. Harlem Ave  
Bridgeview, Ill. 60455  
Phone: 708-496-6870  
Fax: 708-496-6897  
[www.usadultsoccer.com](http://www.usadultsoccer.com)  
Executive Director:  
Duncan Riddle

The U.S. Adult Soccer Association, based at Toyota Park, Bridgeview, IL, is responsible for developing adult soccer leagues and competitions for players over the age of 19. Within the USASA, local clubs are affiliated with leagues which, in turn, are affiliated with their state associations. A competitive and recreational oriented organization, the USASA provides soccer opportunities for both men and women on a national basis.

The USASA stages the annual National Championships Series, which features competitions for all levels of adult players from U23 to over 70 years of age. The Championships Series also features the historic men's and women's National Amateur and Open Cups.

The USASA, in association with the U.S. Soccer Federation, helps stage the annual Lamar Hunt U.S. Open Cup, which is the oldest annual team tournament in the United States, dating back to 1914 when the Brooklyn Field Club won the first national title by defeating the Brooklyn Celtics in Pawtucket, R.I.

## Youth



**US Club Soccer**  
192 E. Bay St., Ste. 301  
Charleston, S.C. 29401  
Phone: (843) 614-4140  
[www.usclubsoccer.org](http://www.usclubsoccer.org)  
CEO/ Executive Director:  
Kevin Payne

A National Association member of the U.S. Soccer Federation, US Club Soccer is a non-profit organization committed to the development and support of soccer clubs in the United States.

US Club Soccer has been a good standing affiliate of the U.S. Soccer Federation since 2001. A 14-member Board of Directors makes policy decisions for the organization.

US Club Soccer's mission is to effectively foster the growth and development of clubs throughout the United States, creating the best possible development environment for players of all ages in every club.

One of the primary ways this mission is accomplished is through the Players First licensing initiative. Players First, a guiding philosophy of US Club Soccer, is a branded, holistic club soccer experience for parents and players, which emphasizes the development of each individual to his or her full potential, and helps parents make better choices about where their children should play. Players First is based on five pillars: Club Development, Coaching Development, Player Development, Parent Engagement & Education and Player Health & Safety.

US Club Soccer's local and national programs have been developed with strong input from clubs around the country and with a minimum of rules and restrictions.

Among these programs are the National Premier Leagues (NPL), which include 21 leagues throughout the country to provide high-level competition, and to elevate and change the competitive youth landscape based on US Club Soccer's fundamental principles.

While the NPL provides meaningful league-based competition culminating yearly with the NPL post season consisting of NPL Playoffs (boys) and NPL Finals (boys and girls), US Club Soccer also offers national championship aspirations to clubs through the National Cup, a cup-based competition consisting of state cups, Regional events and the National Cup Finals.

The popular PDP and id2 Programs are Olympic Development Programs approved by the United States Olympic Committee and U.S. Soccer Federation. Annually, the id2 Program consists of id<sup>2</sup> Training Camps in various locations around the country and National Selection programming for boys and girls (id2 National Selection International Tour). Targeted age cycles are coordinated in conjunction with U.S. Soccer.

The id2 Program consistently identifies and develops players ready for youth national team training camps and beyond. Players such as Christian Pulisic, Lindsey Horan, Tyler Adams, Catarina Macario and Tim Weah have all participated in the id2 Program.

US Club Soccer is also committed to the development of coaches and administrators and provides several off-the-field resources for members.



**US Youth Soccer**  
**9220 World Cup Way**  
**Frisco, Texas 75034**  
**Phone: 800-4-SOCCER**  
**www.usyouthsoccer.org**  
**Chief Executive Officer:**  
**Skip Gilbert**

US Youth Soccer, the largest youth sport organization in the country, is on a mission to provide world-class support, resources and leadership, helping every member fulfill their goals on and off the field of play.

US Youth Soccer registers nearly 3 million players annually. Through its programming, resources and leadership, US Youth Soccer is advancing the game for its 55 Member State Associations, 10,000 clubs and leagues and nearly 1 million administrators, coaches and volunteers.

US Youth Soccer connects families and communities to the power of sports and its shared love of soccer. US Youth Soccer provides a path for every player, offering programs that provide a fun, safe and healthy environment for players at every level of the game.

Our vision is to bring communities together through the power of soccer, making lifelong fans of the sport. We Are Youth Soccer. For more information, visit [www.usyouthsoccer.org](http://www.usyouthsoccer.org).



**American Youth Soccer Organization (AYSO)**  
**19750 S. Vermont Avenue,**  
**Suite 200**  
**Torrance, Calif. 90502**  
**Phone: 800-872-2976**  
**Fax: 310-525-1155**  
**www.ayso.org**  
**National President: Michael Karon**

Founded in 1964, the AYSO is a national association affiliated with U.S. Soccer and operates soccer programs with more than 500,000 children participating throughout the U.S. AYSO operates programs so young people can learn to develop a positive self-image, self-confidence and other character traits through their interest and participation in the sport.

More than 50 years later, AYSO now has thriving programs for kids and adults in nearly 900 communities all over the country – and internationally in the Virgin Islands and Trinidad and Tobago – over eight million AYSO alumni, and a name that's recognized nationwide.

AYSO's success has been based on the philosophies of "Everyone Plays®" and "Balanced Teams," ideas originated 50 years ago by founder Hans F.W. Stierle. AYSO requires every player to play at least half of every game and that individual teams are balanced every year to assure fair play. Other AYSO tenets include open registration, positive coaching and good sportsmanship.

Each year AYSO forms new teams as evenly balanced as possible, providing a stronger learning experience for players as they play teams comprised of similar ability. It also allows for each player to experience playing with a wide variety of teammates of different skill levels.

AYSO is a volunteer-driven organization of more than 225,000 parents and friends who serve as coaches, referees and team administrators. A full-time staff administers AYSO from the organization's National Office in Torrance, California.



**Soccer Association for Youth, USA (SAY)**  
**Enterprise Business Park**  
**2812 East Kemper Road**  
**Cincinnati, Ohio 45241**  
**Phone: 800-233-7291**  
**or 513-769-3800**  
**Fax: 513-769-0500**  
**www.saysoccer.org**  
**Executive Director:**  
**Doug Wood**


The Soccer Association for Youth (SAY) is a national affiliate member of U.S. Soccer and was founded in 1967. SAY is a "Grass Roots" organization with minimal employees' nationwide and is therefore able to offer lowered participation costs. With more than 100,000 players, 36,000 coaches and 3,000 volunteer administrators, SAY Soccer has mastered the art of serving players, parents, coaches and communities.

SAY provides a wide array of services and support to our members including but not limited to Liability and Accident insurance (at no additional cost), coaching and referee support, legal and administrative assistance, US Soccer Affiliation, publications for all members, Online Store, and an opportunity for children to experience the game of soccer in a fun and safe environment.

SAY Soccer provides programming for recreational,

competitive and adult players. There are never any additional team fees or sanctioning fees. They aim to provide programs structure and support when they need it, and the freedom and flexibility when they want it. SAY Soccer is "The" Leader in Youth Soccer Support.

## Other Organizations




**American Amputee Soccer Association**  
1033 Creekside Drive  
Wilmington, Del. 19804  
Phone: 302-383-2665  
usampsoccer@gmail.com  
www.ampsoccer.org  
President: Eric M. Lamberg



**Armed Forces Sports Council Summit Center**  
Alexandria, Va. 22302-4418  
Phone: 888-875-7529  
Fax: 703-681-1616  
Email: Kenneth.J.Polk@us.army.mil  
armedforcessports.defense.gov



**United Soccer Coaches**  
30 W. Pershing Road, Suite 350  
Kansas City, MO 64108  
Phone: 816-471-1941  
Fax: 816-474-7408  
memberservices@unitedsoccercoaches.org  
www.unitedsoccercoaches.org  
CEO: Geoff VanDusen



**United States Power Soccer Association (USPSA)**  
P.O. Box 1181  
Carmel, Ind. 46033  
Phone: 866-928-9009  
info@powersoccerusa.org  
www.powersoccerusa.org  
President: Steve Everett  
Executive Vice President: Nathan Mayer



**United States Specialty Sports Association – Soccer (USSSA)**  
5800 Stadium Parkway  
Melbourne, FL 32940  
Phone: 800-741-3014  
www.ussa.com/soccer  
CEO: Don DeDonatis



**U.S. Futsal**  
6114 La Salle Suite 502,  
Oakland, CA 94611  
Phone: 510-836-8733  
Fax: 650-242-1036  
Email: info@futsal.com  
www.futsal.com  
President: Alex Para  
Executive Director: Elizabeth Addiego



**USA Deaf Soccer**  
Web: [www.usdeafsoccer.com](http://www.usdeafsoccer.com)  
Social: @USADeafSoccer  
President: Suzanne Anderson



**U.S. Association of Blind Athletes**  
1 Olympic Plaza  
Colorado Springs, CO 80909  
Phone: 719-866-3224  
www.usaba.org  
Executive Director: Molly Quinn



**Cerebral Palsy Soccer**  
94 Fargo Lane  
Irvington, NY 10533  
eli@cpsoccer.us  
www.cpsoccer.us/  
President: Eli Halliwell  
Executive Director: Jacqueline Chen



**U.S. Youth Futsal**  
15405 Lucille St  
Overland Park, KS 66221  
Phone: (913) 940-2551  
admin@usyouthfutsal.com  
<https://www.usyouthfutsal.com>  
President: John Parry  
Executive Director: Brian Catrine



**United Futsal**  
223 S. West St, Suite 900  
Raleigh, NC 26901  
Phone: 919 (999-8745)  
info@unitedfutsal.com  
<https://www.unitedfutsal.com>  
President: Rob Andrews Jr.  
Executive Director: Ron Tyron

# CHICAGO: HOME TO U.S. SOCCER HOUSE

In the tradition of many world soccer federations and the FIFA House in Zurich, the U.S. Soccer Federation took up residence in two refurbished mansions in Chicago's Prairie Avenue Historical District more than two decades ago. Since dubbed the U.S. Soccer House, the corner of 18th Street and Prairie Avenue now serves as the American home of the world's most popular sport.

Formerly located in Colorado Springs, Colo., U.S. Soccer moved their operational base into the Kimball house at 1801 South Prairie Avenue and the Coleman-Ames house at 1811 South Prairie Avenue in December of 1991.


Dating back to 1873, Soccer House was built by William Wallace Kimball, founder of Kimball pianos and organs; Joseph Coleman, president of a hardware manufacturing firm; and Coleman's wife, Leonora, who served on the board of the Women's Christian Association in 1886.

There was a time when Prairie Avenue, from 16th to 22nd streets, was the "Fifth Avenue" of the Midwest. The area is a testament to the hard work and dedication of the men and women who helped shape the industrialization of the Midwest and in 1979 it was designated an historical district.


Nearly 20 millionaires once resided within Soccer House's six-block area. Families who were influential in the industrialization of the Midwest and called South Prairie Avenue home included: George Pullman (railroad cars), John J. Glessner (farming implements), Marshall Field (retailer), Samuel Allerton (banker) and Philip Armour (meat packing).



*Kimball House circa 1895*



Kimball House



Coleman-Ames House



Prairie Avenue Historical District

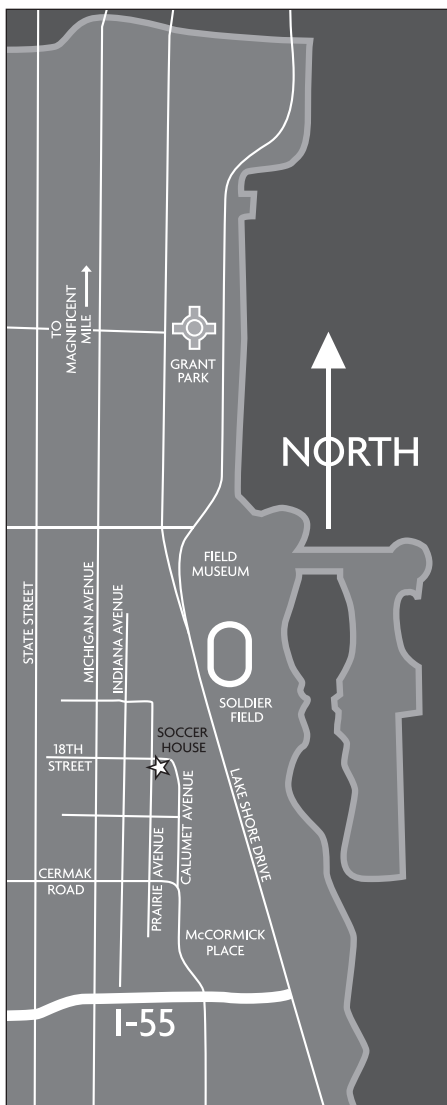
Construction of Prairie Avenue began after the Great Chicago Fire of 1871 when Pullman became the first millionaire to move to the area, building the grandest of Prairie Avenue mansions in 1873. Friends of Pullman followed his lead and also built extravagant homes on Prairie Avenue. The Marshall Field House was the first in the neighborhood to be electrically lit.

The Kimball House, built of Bedford limestone and topped with a slate roof, has an exterior consisting of numerous large and small turrets, gables, balconies and ornamental iron-railed galleries. The interior of Kimball House is as extravagant as its exterior, with wood abundant throughout. The ceilings are beamed in oak and mahogany, and fireplaces made of onyx warm the parlor.

Neighboring the Kimball House to the south is the Coleman-Ames House built in 1886. Numerous families have resided in this mansion. Coleman, the original owner, lived in the home until 1888, when he sold the mansion to Massachusetts coal merchant Miner T. Ames. Ames resided in the house for just two years before he died in 1890. The Coleman-Ames house is home to U.S. Soccer's coaching, refereeing, accounting and technology departments.

It wasn't until the late 1940s that a connecting link between the Kimball and Coleman coach houses was erected, designed to give the courtyard a unified appearance.

With its historic appearance, Soccer House has been Chicago's home to Hollywood, serving as a location shoot for a number of motion pictures, including extended use for the filming of Richard Gere's "Primal Fear."





# U.S. SOCCER TIMELINE

**Early 1800s:** As was the case in England, many American schools and colleges played forms of football, but under rules that varied from place to place.

**1862:** The Oneida Football Club, made up of Boston prep school students, was organized by Gerritt Smith Miller. The game the Oneidas played was more like rugby than like soccer, but they were the first American team playing any type of football to be organized on a continuing basis, rather than just for the day.

**1866:** The first game in America using the association football rules standardized three years before in London was played on Oct. 11 in Waukesha, Wis. A team of Carroll College students beat a team of local residents.

**1869:** A week after they played what has been called the first American football game, teams from Princeton and Rutgers met on Nov. 13 in Princeton, N.J., in a game using association football rules, the first intercollegiate soccer game in America.

**1876:** Most of the football-playing colleges abandoned soccer in favor of rugby. However, within a few years soccer had begun to take hold in immigrant communities in various American locations such as Fall River, Mass.; Kearny, N.J., and St. Louis.

**1883:** The first soccer league in America, the Western Football Association, was organized in St. Louis.

**1884:** The American Football Association, only the second national soccer association outside of the British Isles, but one that was really more regional than national, was organized in Newark, N.J.

**1885:** The first American Football Association Cup was won by ONT of Kearny, N.J., and a team representing the United States played one from Canada in Kearny on Nov. 28 in the first "international" game in America.

**1894:** The first attempt to start a pro soccer league in the United States, the American League of Professional Football Clubs, lasted for only three weeks in October. However, a longer-lasting league, the National Association Foot Ball League, began the following spring.

**1898:** A depression resulting from the financial panic of 1893 caused the suspension of both the American Football Association and the nation's leading league, the National Association Foot Ball League of New Jersey.

**1904:** A Canadian team won the soccer competition at the Olympic Games in St. Louis.

**1905:** A 17-game North American tour by the Pilgrims, an English amateur team, helped to revive soccer in the United States. St. Leo's won the first of its 10 consecutive St. Louis Major League titles.

**1906:** West Hudson of Harrison, N.J., won the first championship of the revived AFA Cup. A year later, it added the first championship of the revived National Association Foot Ball League.

**1913:** The United States Football Association was founded at an April 5 meeting in New York. FIFA, which had been founded in 1904, granted it provisional

membership later in the year and full membership in 1914.

**1914:** The first National Challenge Cup tournament, the championship of the new USFA, was won by the Brooklyn Field Club (the tournament's name was later changed to the U.S. Open Cup).



**FIRST TEAM:** The very first U.S. Men's National Team squad prepares to take the field in their first match, a 3-2 victory over Sweden in Stockholm on Aug. 20, 1916.

**1916:** The first national team organized by the USFA, named the All-American Football Club, played six games in a tour of Sweden and Norway. The captain, Thomas Swords of Fall River, scored the first goal ever for the U.S. national team, against Sweden.

**1919:** Bethlehem Steel, after sweeping the National Challenge Cup, the AFA Cup and the National Association Foot Ball League, became the first American club to make a European tour when it played 14 games in Sweden and Denmark.

**1920:** The National Challenge Cup was won for the first time by a team from west of the Alleghenies, Ben Millers of St. Louis.

**1921:** The original American Soccer League, largely a merger of the National Association Foot Ball League in the Middle Atlantic states and the Southern New England Soccer League, began play. In its first season, it included three teams from Massachusetts, two from New York, two from New Jersey and one from Pennsylvania.

**1924:** The Fall River Marksmen became the first team to win the American Soccer League and National Challenge Cup titles in the same year.

**1925:** Archie Stark of Bethlehem Steel scored 67 goals in the 44-game ASL season, setting an American first-division record that still stands.

**1926:** A game between Austrian first-division team Hakoah and a New York all-star team drew a crowd of 46,000 to the Polo Grounds in New York. Bethlehem Steel won the last of its five National Challenge Cup titles.

**1928:** The Soccer War, a year-long battle between the ASL and the USFA, began with ASL demands to take over the leading role in administering the sport.



**1930:** The 1930 U.S. World Cup Team advanced into the semifinals and finished third.

**1930:** The United States was one of 13 nations to compete in the first World Cup in Uruguay, upsetting Belgium and Paraguay before being eliminated by Argentina in the semifinals. Bert Patenaude of Fall River scored the first World Cup hat trick. Later in the year, the Fall River Marksmen, again winners of the ASL and National Challenge Cup titles, made a six-game tour of Czechoslovakia, Hungary and Austria.

**1932:** Disputes over the definition of an amateur and the costs of long travel distance from Europe caused the elimination of soccer from the program at the Los Angeles Olympic Games.

**1933:** Two years after the demise of the original American Soccer League, a new ASL, with a scaled-back budget, began play.

**1934:** Buff Donelli, later a famous American football coach, scored four goals in a World Cup qualifying victory against Mexico. The U.S. Men too part in their second



**'34 IN ITALY:** The U.S. lost their only match of the 1934 World Cup, losing 7-1 to host Italy.

consecutive World Cup, going winless in Italy.

**1938:** The USFA, citing the gathering threat of war in Europe, declined to send a team to the World Cup in France.

**1941:** The Kearny Scots won their fifth consecutive American Soccer League championship. The National Soccer Coaches Association was formed by 10 coaches at a meeting in New York.

**1944:** Billy Gonsalves, playing for Brooklyn Hispano, won the last of his remarkable eight U.S. Open Cup championships.

**1945:** The U.S. Football Association changed its name to U.S. Soccer Football Association.

**1947:** Ponta Delgada of Fall River became the first team to win the U.S. Open Cup and the National Amateur Cup in the same year.

**1948:** The first game in the United States between two leading European teams, Liverpool of England and Djurgardens of Sweden, was played in Brooklyn.

**1950:** Joe Gaetjens' goal in the 37th minute enabled the United States to score its famous 1-0 victory against England in Belo Horizonte, Brazil. Despite the victory, the United States failed to advance past the first round of the World Cup.



**GAME OF THEIR LIVES:** The 1950 U.S. World Cup Team shocked the world with their 1-0 upset win over England.

**1952:** The United States played Scotland in front of a crowd of 107,765 at Hampden Park in Glasgow.

**1953:** The USSFA assumed administration of the National Soccer Hall of Fame in an agreement with the Philadelphia Old-Timers Association, which had started the Hall three years before.

**1959:** The first NCAA soccer championship was won by St. Louis University. The United States finished third in the soccer tournament at the Pan-American Games in Chicago.

**1960:** The International Soccer League, featuring European and South American clubs in their off-seasons, began play in New York. In the first championship game, Bangu of Brazil beat Kilmarnock of Scotland.



**THE GOAL:** Joe Gaetjens' redirection of a shot from Walter Bahr rolls into the goal, giving the U.S. their historic 1-0 victory over England in Brazil on June 29, 1950.

**1961:** Concacaf, the Confederation of North and Central America and the Caribbean of Association Football, was formed at a meeting in Mexico City.

**1965:** The first college women's varsity soccer team was organized at Castleton State College in Vermont.

**1966:** Pelé played his first game in the United States, for his longtime Brazilian club Santos against Benfica of Portugal in New York.

**1968:** The Atlanta Chiefs defeated the San Diego Toros in the first North American Soccer League championship series.

**1974:** The U.S. Soccer Football Association changed its name to U.S. Soccer Federation.

**1975:** Pelé, who had retired the year before from Santos, signed for \$2.8 million with the New York Cosmos.

**1977:** Pelé won his only North American Soccer League championship as the Cosmos defeated the Seattle Sounders in the final. A month after the season, Pele played his final game, changing uniforms at halftime in a match between the Cosmos and Santos, in East Rutherford, N.J. By signing Franz Beckenbauer of West Germany and Carlos Alberto of Brazil, the Cosmos became the first team in world soccer history to field the captains of the last two World Cup-winning teams.

**1978:** American soccer rode the crest of the attendance surge that followed Pelé's American venture, with the North American Soccer League expanding from 18 teams to 24 and the Major Indoor Soccer League beginning play with six teams.

**1982:** A European selection played a World selection in the FIFA all-star game in East Rutherford, N.J., but the NASL surge was beginning to fade. The Cosmos won the last of their five NASL championships. North Carolina won the first NCAA women's soccer championship.

**1984:** A crowd of 101,799, still the largest ever to attend a soccer game in the United States, saw the



**ALL BUSINESS:** Paul Caligiuri is all business after scoring the "Shot Heard Around the World" for the U.S., sending the team into their first World Cup in 40 years.

Olympic final between Brazil and France in Pasadena, Calif.

**1985:** The North American Soccer League folded, a year after the second American Soccer League had done the same. Three months later, the New York Cosmos folded, after attempting to play a series of exhibition games. The United States men were surprisingly eliminated by Costa Rica in World Cup qualifying, but the United States women's national team played its first game.

**1988:** FIFA, which five years earlier had rejected a United States bid for the 1986 World Cup, named the United States as host of the 1994 World Cup.

**1989:** The United States qualified for the World Cup for the first time in 40 years. Paul Caligiuri's famous goal in the deciding game was a 35-yard dipping shot that found the net in a 1-0 upset victory against Trinidad & Tobago Nov. 19 in front of 35,000 red-clad Trinidadians. The U.S. Futsal National Team finished third at the first FIFA World Championship for Futsal.



**FIRST OF SIX:** The 1990 World Cup marked the first of six consecutive world cup appearances for the U.S.

**1990:** The U.S. competed in the World Cup for the first time in 40 years. The WSL and the ASL merged to form the American Professional Soccer League (APSL).

**1991:** The U.S. Women captured the first-ever FIFA Women's World Championship in China with a 2-1 win against Norway Nov. 30. The women qualified for the world championship by defeating its five Concacaf opponents by a combined score of 49-0. The U.S. National Team won its first-ever regional championship July 7 when it captured the Concacaf Gold Cup by defeating Honduras 4-3 in penalty kicks. The U.S. U-23 team won the gold medal at the Pan Am Games in Cuba.

**1992:** The U.S. Men won the inaugural U.S. Cup '92 in June, defeating Ireland 3-1 and Portugal 1-0, and tying three-time World Cup champion Italy 1-1. The U.S. Futsal Team won the silver medal at the 2nd FIFA World Championship in Hong Kong. The M(I)SL folded after 15 years in existence.

**1993:** In February, U.S. Soccer held the first-ever Strategic Summit where more than 250 soccer leaders and personalities met in Chicago for four days to plan the development of soccer into the 21st century. U.S. Cup '93 was used as a dress rehearsal for World Cup organizers, officials and volunteers, as well as the U.S. Men. The USA's 2-0 defeat of England made headlines around the world. Attendance and media interest were high, with 286,761 people attending the tournament's



**NUMBER ONE:** Anson Dorrance led the U.S. Women to the inaugural Women's World Cup crown in 1991 in china.

six games, and ABC broadcasting the June 13 U.S.-Germany match.

The U.S. Under-20 Men defeated Europe's No. 1 seed, Turkey, 6-0 in the first game of the World Youth Championship in Australia. FIFA officials called the trouncing one of the most extraordinary results in the history of the tournament.

The APSL was declared a Division II professional league. The United States Interregional Soccer League (USISL) was given Division III status. Plans for Major League Soccer — a Division I league to follow the legacy of World Cup '94 — were presented by U.S. Soccer President Alan Rothenberg.



**STARS AND STRIPES I:** The 1994 MNT advanced out of World Cup group play for the first time in 64 years.

**1994:** U.S. Soccer served as host national association for the 1994 FIFA World Cup, staging the greatest event in FIFA history. More than 3.5 million fans flocked to stadiums — still a World Cup record — and soccer fever in the U.S. was at an alltime high. The U.S. team advanced beyond the first round for the first time in 64 years, falling to eventual champion Brazil 1-0 in a July 4 round of 16 showdown at Stanford Stadium in Palo Alto, Calif. On June 4, 91,123 fans jammed the Rose Bowl to watch the U.S. defeat Mexico, 1-0, in its final

tune-up prior to the World Cup. Game proceeds netted \$1 million in U.S. Soccer contributions to UNICEF/Children's Defense Fund.

The U.S. Women won the Chiquita Cup, a four-team international tournament in which the U.S. hosted Germany, China and Norway. The U.S. went on to successfully defend its Concacaf championship, qualifying for the 1995 FIFA Women's World Championship by outscoring the opposition 36-1 en route to winning all four qualification matches. Head coach Anson Dorrance announced his resignation and U.S. Soccer named assistant coach Tony DiCicco to succeed him.

**1995:** U.S. Soccer announced in February its intention to host the 1999 Women's World Cup and began the formal bid process with FIFA. The U.S. Men won the U.S. Cup '95 in June, defeating Nigeria and Mexico and tying Colombia. Later that month, the women placed third in the FIFA Women's World Cup in Sweden, falling to eventual champion Norway in the semifinals 1-0, then defeating China.

In July, the men made international headlines by advancing to the semifinals of Copa America. The U.S. scored its first-ever victory against Argentina, 3-0, and advanced via penalty kicks (against Mexico) into the semifinals before falling 1-0 to defending world champion Brazil. Steve Sampson, who had served as interim coach since April, was named full-time head coach in August.

**1996:** The U.S. Women won the first women's soccer gold medal at the 1996 Atlanta Olympics, defeating China 2-1 in the championship game. The U.S. posted a 21-1-2 overall record and won the Brazil Cup and U.S. Women's Cup '96. The U.S. Men's Olympic Team narrowly missed advancing to the quarterfinals with a 1-1-1 record.

Major League Soccer was launched, providing the United States with its first Division I outdoor pro league since the North American Soccer League ceased operations in 1985. MLS averaged more than 17,000 fans per game. The A-League and USISL merged to form a larger and stronger Division II outdoor league.

FIFA awarded the 1999 Women's World Cup to the United States and U.S. Soccer pledged it would be the biggest and most successful women's sporting event ever.

**1997:** The U.S. Men qualified for a third straight World Cup, completing a 16-game qualifying run with just two losses and advancing with a game to spare. The U.S. Women continued their impressive play by winning their fourth straight Nike U.S. Cup.

The FIFA Women's World Cup Organizing Committee had awarded the '99 games to seven U.S. locations: Boston; Chicago; Los Angeles; New York/New Jersey; Portland, Ore.; San Francisco Bay Area; and Washington, D.C.

**1998:** A disappointing World Cup finished with the U.S. in last place after two difficult match-ups against Germany and Yugoslavia, and a heartbreaking loss to Iran. Brian McBride scores the team's only World Cup goal. The tournament concludes with the resignation of head coach Steve Sampson, who is eventually replaced on Oct. 27, by Bruce Arena.

The women's team continued their impressive play, losing just twice in 1998 while playing in front of record crowds all across the country. Dr. Bob Contiguglia took over as U.S. Soccer's new president, replacing Alan I. Rothenberg, who had reached the eight-year term limit.

**1999:** In front of more than 90,000 fans at the Rose Bowl in Pasadena, Calif., the U.S. women won the 1999 FIFA World Cup by playing China to a 0-0 tie through regulation and overtime and then defeating them 5-4 in penalty kicks. Soccer hysteria spread through America as the women appeared on every top news program, at the White House and on the cover of *Time*, *Newsweek*, *People* and *Sports Illustrated*. U.S. Women's National Team head coach Tony DiCicco resigned in November as the winningest coach in U.S. Soccer history with a record of 103-8-8.

In Bruce Arena's first full year at the helm of the U.S. Men, the team records triumphs against Germany (twice), Argentina, Chile and earns third place at the 1999 FIFA Confederations Cup in Mexico. The U-23 Men's beat Canada for the bronze medal at the 1999 Pan American Games in Winnipeg, Canada, while the U-18 Women captured the gold. The U-20 Men advanced to the second round of the 1999 FIFA World Youth Championship in April, with their only two losses coming to eventual finalists Spain and Japan. Taylor Twellman scored four goals and earned the Bronze Boot to become the first American male in the modern era to earn a FIFA scoring award. In November, the U-17 Men extended a record unbeaten streak to 24 games, advancing to the semifinals of the World Championship before losing in penalty kicks to Australia. Landon Donovan and DaMarcus Beasley earned the Gold and Silver Balls as the tournaments top two MVPs.



**COMING UP ROSES:** The U.S. Women's National Team won the 1999 FIFA Women's World Cup, the most successful women's sporting event ever, in a penalty shootout against China.

**2000:** Bruce Arena's squad continued to advance toward their ultimate goal of qualifying for the 2002 World Cup. The team secured 10 out of a possible 12 points — all shutouts — to win its semifinal qualifying group.

The U.S. Women maintained the momentum from their historic Women's World Cup title with 41 matches in 2000, posting a 26-6-9 record. The U.S. won six tournament titles in 2000, but had to settle for a silver medal at the 2000 Summer Olympics, losing in overtime

to archrival Norway in the gold medal match.

The U.S. Men and Women put on an impressive display for the world at the Sydney Games as the only nation to have both its teams advance to the semifinals. The men were the surprise team of the tournament, winning their group and advancing to the semis before grabbing fourth place, the highest Olympic finish for the U.S.

**2001:** The U.S. Men qualified for a fourth straight World Cup, boosted by four wins and a draw to open the final round of Concacaf qualifying. For the first time, the U.S. Men clinched a spot in the World Cup at a home qualifier, topping Jamaica 2-1 behind two goals from Joe-Max Moore in front of 40,483 fans at the last soccer match played at Foxboro Stadium.

The U.S. Women played only 10 international matches as the Women's United Soccer Association begins play, with the Bay Area CyberRays winning the inaugural Founders Cup. Mia Hamm was named the first FIFA Women's World Player of the Year.

The Under-17 Men advanced to a ninth consecutive FIFA U-17 World Cup, but were drawn into the Group of Death in Trinidad & Tobago with Japan, Nigeria and France, and were eliminated in the first round. The U.S. Under-20 Men qualified for their third straight FIFA World Youth Championship, where the team finished second in their group in Argentina and were eliminated in the second round by Egypt.

The National Professional Soccer League, in existence since 1984-95, merges with the WISL and is renamed as the Major Indoor Soccer League.



**SAVED:** Brad Friedel saved a penalty kick by Korea Republic as the U.S. preserved a 1-1 draw in their second group game in 2002.

**2002:** The U.S. Men advanced to the quarterfinals at the 2002 World Cup in Korea/Japan, the team's best World Cup showing since 1930. The U.S. shocked the world with a stunning 3-2 opening game upset of Portugal before eventually finishing in second place in Group D. The U.S. then posted their first victory in the World Cup knockout stage, blanking Concacaf rival Mexico 2-0 in the Round of 16. The World Cup run ended in the quarterfinals with a 1-0 loss to Germany. Claudio Reyna was named to the All-Tournament Team, while Landon Donovan earned honorable mention. The men began 2002 by winning the Concacaf Gold Cup in January with a convincing 2-0 victory against Costa Rica for the first Gold Cup title for the U.S. since 1991. The U.S. Women's qualified for their fourth consecutive

FIFA Women's World Cup after capturing the 2002 Concacaf Gold Cup with a 2-1 overtime victory against Canada at the Rose Bowl in Pasadena, Calif. The U.S. Under-19 Women topped the host Canadians 1-0 in overtime to win the inaugural FIFA U-19 Women's World Championship. Kelly Wilson won the Bronze Ball as the tournament's third MVP and the Silver Boot, while captain Lindsay Tarpley earned the Bronze Boot.

The U.S. Under-20 National Team qualified for their fourth consecutive FIFA World Youth Championship. The U.S. National Futsal Team played their first home matches in history, defeating Canada and tying Mexico in March in Baltimore, Md., and Washington, D.C., respectively.



**HOME DEPOT DRAW:** U.S. WNT legends Michelle Akers and Carin Gabarra took part in the FIFA Women's World Cup USA 2003 Final Draw at The Home Depot Center in Carson, Calif.

**2003:** Due to the outbreak of Severe Acute Respiratory Syndrome, FIFA relocated the Women's World Cup out of China. After a successful bid to host the tournament, U.S. Soccer faced the unprecedented task of hosting the tournament with just four months of preparation. The U.S. Women won Group A and then beat Norway in the quarterfinals 1-0. But Germany stunned the U.S. with a 3-0 victory in the semifinals, which led the U.S. to top Canada in the third-place match. Shannon Boxx, Joy Fawcett and Mia Hamm all earned all-star honors from FIFA.

The U.S. Men, preparing for World Cup qualifying in 2004, finished in third place at the Concacaf Gold Cup with a 3-2 come-from-behind win against Costa Rica. The Men's Under-17 and Under-20 squads finished their respective World Championships with fifth place finishes after bowing out with quarterfinal losses to Brazil and Argentina, respectively.

**2004:** The U.S. Women won every tournament entered, culminating with the 2004 Olympics. Other tournament titles included the Algarve Cup, the Four Nations Tournament and the Concacaf Regional Olympic qualifying tournament, as the team set a record with 28 victories on the year.

Under head coach Bruce Arena, the U.S. Men qualified for the final round of World Cup Qualifying for the Concacaf region. The men finished the year with an 8-1-6 record, losing only to the Netherlands away and going a record 13-games undefeated.

The U-23 Men failed to qualify for the Olympics for the first time since 1976, losing 4-0 to Mexico in Guadalajara after winning their group only match up against the second-place Mexicans in the single-elimination qualifier. The Under-19 Women finished third at the FIFA U-19 Women's World Championship. The Futsal Team won the 2004 Concacaf Championship and qualified for the 2004 FIFA Futsal World Championship, where the team had a strong showing with a seventh-place finish.

**2005:** Manager Bruce Arena led the U.S. Men to a first place finish in Concacaf World Cup qualifying for the first time in 71 years, earning a berth at the 2006 FIFA World Cup Finals in Germany with a 2-0 win against Mexico in Columbus, Ohio. The men also brought home the 2005 Concacaf Gold Cup, beating Panama 3-1 in penalty kicks after a scoreless draw. The team finished the year with a record 13 wins and .750 winning percentage.

The U.S. Women began a new era, starting off the year with a new coach and a third consecutive Algarve Cup title, their fourth overall. They ended the year undefeated and without allowing a single goal.

The Under-20 Men swept through Concacaf Qualifying, earning a berth to the FIFA Youth World Championship, where they finished 11th, bowing out to Italy in the Round of 16. The Under-17 Men also had a strong 2005, qualifying for the 2005 FIFA U-17 World Championship and finishing fifth overall after a loss to Holland in the second round.



**GOLDEN GIRL:** Abby Wambach was truly golden in 2004, scoring an unfathomable 31 goals, including the overtime winner to clinch the 2004 gold medal at the Athens Olympics.

**2006:** A disappointing World Cup in Germany for the United States, as the team failed to advance out of the first round despite a gallant, nine-man 1-1 draw with eventual World Cup champions Italy. After eight years in charge, Bruce Arena is replaced at the helm of the USMNT by Bob Bradley, on an interim basis.

Later in the summer, the U.S. Under-20 Women's National Team finished fourth in Russia. The disappointing finish marks the first time a U.S. Women's National Team has finished outside the top three in a FIFA or Concacaf World Championship event.

The U.S. Women, however, continued their incredible run under Greg Ryan, winning three of the four tournaments they enter. The year concludes with another Women's Gold Cup crown and a berth in the 2007 FIFA Women's World Cup in China.

**2007:** Bob Bradley became the first Men's coach to win his first three games in charge and was hired full-time to guide the USA through 2010. In the summer of 2007, the MNT won its second consecutive Gold Cup, and fourth total title, by defeating Mexico 2-1 in front of a packed house at Soldier Field in Chicago. With the victory, the MNT gained entry into the 2009 Confederations Cup. The Men also travelled to Venezuela to compete in Copa America for the third time.


After qualifying for their respective World Cups to continue impressive streaks, the U-17 Men and U-20 Men took on the world during the summer in back-to-back tournaments. The U-20 team performed admirably in Canada, and reached the quarterfinals after defeats of Poland, Brazil and Uruguay. The U-17 team, meanwhile, did well to qualify from a tough group in South Korea, before being eliminated by Germany in the Round of 16. The U.S. Women maintained a two-plus year undefeated run, looking to take the streak into the FIFA Women's World Cup. Drawn into the toughest group in Women's World Cup history, the U.S. advanced in first place after three difficult games against Korea DPR, Sweden and Nigeria. The U.S. rolled into the semifinals, but was upended by a quality Brazil side. Eventually, the WNT took third place for the second consecutive World Cup with a convincing win against Norway. Former Swedish National Team player and captain Pia Sundhage was appointed to the position of WNT coach after Greg Ryan's departure from the team.

Wilmer Cabrera was named head coach of the U-17 MNT, replacing John Hackworth. For the first time, U.S. Soccer hired four full-time referees to enhance high-level performance, training and development opportunities for the sport's elite officials in the United States. The U.S. Soccer Development Academy launched in the fall.



**GOLDEN AGAIN:** The U.S. got revenge for the 2007 loss and defeated Brazil in the 2008 Olympic Final.

**2008:** Led by Pia Sundhage, the U.S. Women had one of its best years ever, losing only one game, which ironically came in the opening match of the 2008 Beijing Olympics, a tournament the U.S. would eventually win to take home their third gold medal. Overall, the U.S. won all six tournaments it entered to finish with a 33-1-2 record, giving them the most wins and best winning



**FINALLY:** Landon Donovan celebrates his goal against Brazil in the first half of the 2009 Confederations Cup final.

percentage ever in a calendar year (.944).

The U.S. Men was successful in its own right, starting off on the right foot in 2010 FIFA World Cup qualifying with a 9-0 aggregate against Barbados in the second round. The U.S. opened the semifinal round with 1-0 victories in Guatemala and Cuba. Coming back to the U.S., home victories against T&T and Cuba clinched advancement with two games to play.

The U-23 Men joined the U.S. Women by qualifying for the 2008 Olympics in March, but just missed out on the second round once arriving in Beijing. Despite a 1-0 victory against Japan and a 2-2 draw with the Netherlands, the U.S. fell 2-1 against eventual silver medalist Nigeria. On the youth side, the U-17 and U-20 Women's National Teams both made the championship match of their respective FIFA World Cups. In New Zealand, the U-17s went on an impressive run to the final before finally succumbing to Korea DPR in the final, but in Chile their older counterparts were able to exact revenge with a 2-1 victory to bring the World Cup trophy back to the United States for the first time since 2002.

Building off the initial kickoff in 2007, U.S. Soccer's Development Academy wrapped up its first year with a collection of dynamic matches during Finals Week at The Home Depot Center. In the U-15/16 championship, Carmel United topped PDA 1-0, and the Baltimore Bays topped L AFC 4-2 to take the U-17/18 title.

**2009:** The U.S. Men opened 2009 focused on final round qualifying for the 2010 FIFA World Cup with a 2-0 win against archrival Mexico in Columbus, Ohio, Bob Bradley's squad proceeded to go undefeated at home and clinch a spot in South Africa with a come-from-behind win in Honduras. They finished atop the Concacaf table with a tie against Costa Rica in Washington, D.C., on the last day of qualifying.

During the summer, the U.S. Men traveled to South Africa to compete in the 2009 FIFA Confederations Cup. The USMNT was drawn into a group with Italy, Brazil and Egypt, and advanced into the semifinals by virtue of a 3-0 dismantling of Egypt in the final game. They kept the nation captivated by beating Spain, the No.1-ranked team in the world in the semifinals before falling 3-2 to Brazil in the final. Tim Howard was awarded the Golden Glove and Clint Dempsey given the Bronze Ball .

Pia Sunhage's women's team had a more relaxed year after their gold medal winning exploits in 2008, and wrapped up the year with a 7-0-1 that included falling in penalties to Sweden in the Algarve Cup final.

Both the U-17 and U-20 Men's National Team competed in their respective FIFA World Cups this year, with the U-17 team advancing out of the group stage in Nigeria before falling to Italy in the Round of 16. A tough group



**TIES THAT BIND:** Michael Bradley celebrates scoring the game-tying goal against Slovenia in the 2010 FIFA World Cup.

containing Germany, Cameroon and Korea Republic saw the U-20s out of the tournament following the first round in Egypt.

The U.S. Soccer Development Academy completed its second year of competition in 2009, once again concluding the season with Finals Week at The Home Depot Center. In the U-15/16 age group, playoff No.1-seed Derby County Wolves continued their strong season straight through Finals Week with a title. Indiana United Academy defeated D.C. United to take home the U-17/18 championship.

**2010:** The year's most memorable moment came in the U.S. Men's third group game at the 2010 World Cup in South Africa as Landon Donovan scored a last-minute goal for the U.S. to clinch advancement and clinch a group for the first time in 80 years. Following a 1-1 tie with England, a 2-2 tie with Slovenia and a 1-0 win against Algeria, the U.S. was eliminated in the Round of 16 losing to Ghana 2-1. Clint Dempsey became the second U.S. player to score in multiple World Cups, and Landon Donovan had three total goals to be come the

third to score in multiple World Cups and the all-time World Cup goal leader for the U.S.

After a surprising loss to Mexico in the semifinals of Women's Concacaf qualifying, the U.S. topped Italy 2-0 in a two-game qualifying playoff to earn a spot in the 2011 FIFA Women's World Cup. The U.S. won its seventh Algarve Cup with the first of two victories against 2011 hosts Germany.

The U.S. Under-20 Women lost in penalty kicks to Nigeria in the quarterfinals of the 2010 FIFA U-20 World Cup, while the U-17 Women became the first U.S. Women's team to fail to qualify for a FIFA World Cup event after not advancing out of the CONCACAF qualifying tournament.

No Division II league met U.S. Soccer's sanctioning standards, so the Federation administered a league called USSF D-2 for one year.

**2011:** The U.S. Women were on center stage during the 2011 Women's World Cup in Germany. Their dramatic run in the Women's World Cup was highlighted by an electric, come-from-behind victory in the quarterfinals against Brazil, in which Abby Wambach scored the latest goal (six minutes into stoppage time) ever in a World Cup match. The U.S., however, would lose out in penalties to a spirited Japanese side in the final after playing to a 2-2 draw through 120 minutes.

During the summer of 2011 at the Concacaf Gold Cup, the U.S. advanced to its third consecutive final, scoring two early goals before falling 4-2 to Mexico.

The continental tournament would prove to be Bob Bradley's last involvement as head coach of the U.S., with former Germany international and FIFA World Cup winner Jurgen Klinsmann taking the helm of the U.S. Men in August. He earned his first win in Miami against Honduras thanks to a Clint Dempsey strike and later led the team to a 3-2 victory against Slovenia in its last game of the year.

The U-17 and U-20 Men's National Teams both entered another cycle of their respective FIFA World Cups. The U-17 Men reached the knockout round for the seventh time but lost to Germany in the Round of 16. After winning their qualifying group with two shutout victories, the U-20s graduated to the quarterfinals but fell to Guatemala and did not reach the World Cup for the first time since 1995.

**2012:** The USWNT capped off the 2012 London Olympics with a 2-1 victory against Japan in front of more than 80,000 spectators at Wembley Stadium as the U.S. Women earned their fourth Olympic gold – a first for any country on the men's and women's sides. Carli Lloyd scored both goals for the USA, capping off a tournament that featured a dramatic game-winning goal from 2012 U.S. Soccer Female Athlete of the Year Alex Morgan in the 123rd minute of the team's semifinal victory against Canada.

The USMNT advanced to the final round of 2014 FIFA World Cup Qualifying, defeating Guatemala 3-1 in the final Group A match of the Semifinal Round as Clint Dempsey scored his 29th and 30th career goals to tie



Brian McBride for third all-time in U.S. history. The U.S. Men also had some memorable international friendly victories in 2012, including the first win on Mexico's home soil – a 1-0 victory at Estadio Azteca on Aug. 15.

The U.S. U-20 WNT defeated defending champion Germany 1-0 in the 2012 FIFA U-20 Women's World Cup in Tokyo. Kealia Ohai scored the game's lone goal and the Americans earned their third World Cup crown in the tournament's history. The U.S. U-17 WNT competed in the 2012 FIFA U-17 Women's World Cup, and in an extremely rare occurrence did not advance past the group stage despite an unbeaten 1-0-2 record.

**2013:** U.S. Soccer celebrated its 100th birthday in 2013, marking the occasion with a doubleheader event on June 2 as the USMNT beat Germany 4-3 in an electrifying match in the nation's capital, Washington, D.C. The USWNT also enjoyed victorious celebration as it defeated Canada 2-0 in Toronto in the first match since the dramatic semifinal victory in the 2012 London Olympics.

The MNT accomplished its primary task of qualifying for the 2014 FIFA World Cup, marking the seventh-consecutive time the team has reached the finals. The USA finished in first place for the third straight Concacaf cycle, highlighted by yet another "dos a cero" victory against regional rival Mexico. The team captured its fifth Gold Cup title, winning all six matches en route to the championship. A multitude of team and individual records were broken, a Snow Clásico played out in Denver and a dramatic comeback against Panama punctuated the end of the qualifying campaign.

The U.S. Women's unbeaten 2013 campaign was highlighted by Abby Wambach capturing the international scoring record on June 20 with four goals against Korea Republic at Red Bull Arena. She surpassed Mia Hamm's record of 158 and continues to extend the record, ending the year on 163. The team will look to extend its 39-game unbeaten run in all competitions as it heads into 2014, with head coach Tom Sermanni yet to taste defeat with the USA.

**2014:** A banner year for U.S. Soccer. Growth is the word that best defined the year as record numbers of fans flocked to stadiums, parks and any available TV to see the USMNT compete at the 2014 FIFA World Cup. Impressive new television and sponsor agreements were signed, allowing U.S. Soccer to invest heavily in its coaching and youth development programs. All the while, the USWNT continued to cement its role as the No. 1 women's program in the world and turning heads in the process.

Early in the year, the USWNT transitioned to the guidance of former interim head coach and long-time assistant Jill Ellis, who led the team to an impressive qualification to the 2015 FIFA Women's World Cup in Canada as well as a 17-1-4 record to finish the year. Along the way, team captain Christie Rampone became only the second soccer player in history – man or woman – to reach 300 caps for their country. The team also brought in talented youngsters such as midfielder Morgan Brian and defenders Julie Johnston and Crystal Dunn who are pushed for playing time.

The USMNT's year was highlighted by a successful run to the Round of 16 at the 2014 FIFA World Cup in Brazil. Head coach Jurgen Klinsmann guided the team out of the 'Group of Death' on the back of a cathartic win against Ghana and a dramatic draw against the world's No. 1 player Cristiano Ronaldo and Portugal. Despite goalkeeper Tim Howard's heroics – and tournament record 15 saves – against Belgium, the USA exited in the first knockout round. The team and soccer culture in the United States was then stunned by the retirement of the greatest player it had ever produced when Landon Donovan decided to hang up his cleats after playing one final match for his country in an October friendly against Ecuador.

**2015:** A year of continued evolution for the U.S. Soccer National Teams and Federation as a whole, saw the USWNT claim the most coveted prize in the sport by winning the 2015 FIFA Women's World Cup in record breaking fashion vs. Japan. It was a dominant year for the WNT, which also won a final Algarve Cup title early in the year before launching the #SheBelieves campaign aimed at inspiring fans throughout the world to achieve their dreams and then drawing record TV audiences for its World Cup games that subsequently let to record crowds during its Victory Tour.

The USMNT's high-water mark came in June when the team won back-to-back friendlies on European soil vs. the Netherlands and reigning World Cup champions Germany. The team also saw an injection of youth in its ranks as promising young players climbed the MNT program ladder from a talented U-20 team that made an inspired run to the FIFA U-20 World Cup Quarterfinals up to the U-23 MNT and in the case of defender Matt Miazga the full



**TRIPPLE CROWN:** The U.S. WNT became the first team in women's soccer history to claim a third FIFA World Cup title, doing so in record fashion in 2015.

National Team. Despite undesired results in the semifinals of the Concacaf Gold Cup and Concacaf Cup, the MNT closed out the year with quality results in its first two games of Semifinal Round Qualifying for the 2018 FIFA World Cup in Russia.

**2016:** Another big year for U.S. Soccer saw its Men's and Women's teams of all age groups find success throughout the year. On the Women's side, the year began with a storming run to the Concacaf Olympic Qualifying tournament title by the senior team, which then won the inaugural SheBelieves Cup with

victories against European powers England, France and Germany. From there another pair of quality results against rival Japan had the team looking good heading into the 2016 Olympic Games in Rio; however, a bitter Round of 16 exit at the hands of former coach Pia Sundhage and Sweden on penalty kicks after a 1-1 draw left a sour taste. The team finished the year strong, winning its remaining six games while introducing a wealth of young talent.

Additionally, the U-20 WNT made a strong run at the U-20 World Cup, reaching the third-place match.

The Men's National Team had a roller coaster of a year. A must-win World Cup Qualifying match at home to Guatemala saw the USA come good to set the team up for an impressive summer run at the Copa America Centenario, which was hosted in the United States. Despite an opening match loss to Colombia, the U.S. recovered to steam into a semifinal showdown against world power Argentina, where the team was defeated by a sublime performance from five-time FIFA World Player of the Year Lionel Messi. The MNT righted the ship by cruising into the Final Round of 2018 World Cup Qualifying with a pair of high-flying wins. But the year would take a sharp turn once more as defeats to Mexico at home and Costa Rica away sealed the fate of Jurgen Klinsmann as head coach and saw former manager Bruce Arena reinstated to lead the team in 2017.

**2017:** The U.S. Women's National Team experienced one of its busiest, most competitive schedules to begin a World Cup and Olympic cycle. The team played seven teams in the top 10 of the FIFA Women's World Rankings on the way to compiling a 12-3-1 record that included an eight-game unbeaten streak to finish the year. The USA hosted two major tournaments in the SheBelieves Cup and the Tournament of Nations, as head coach Jill Ellis used the year for experimentation and player evaluation as more than 50 players were seen in training camps and games while six players earned first caps.

After starting the Final Round of 2018 FIFA World Cup Qualifying with two defeats to end the previous year, the U.S. Men's National Team set a different course with the return of Bruce Arena as head coach.

The turnaround began in March when the U.S. picked up eight points via two home wins and two away draws, one against Mexico at the revered Estadio Azteca. With qualifying stabilized, attention shifted to the Concacaf Gold Cup, where the U.S. earned its sixth confederation title when Jordan Morris' 88th minute game winner defeated Jamaica in the championship match on July 26.

With a regional crown in hand, the MNT returned to qualifying in September, but faltered with a home defeat to Costa Rica and away draw with Honduras that saw the USA still alive with two qualifying matches left. An impressive 4-0 win against Panama pushed the U.S. to the brink of qualifying for the 2018 World Cup, but needing just a draw on the last matchday at Trinidad & Tobago, the side fell 2-1 to the Soca Warriors in Couva, Trinidad. A result that

combined with Honduras' and Panama's wins that night knocked the U.S. out of World Cup contention.

Arena resigned on Oct. 13, opening the search for a new head coach, and a month later the beginnings of a new-look MNT took its initial step when a young team led by acting head coach Dave Sarachan played defending European champions Portugal to a 1-1 draw.

On the youth side, the U.S. was one of only two nations to see its U-17 and U-20 Men's National Teams reach the Quarterfinals of their respective World Cups. The U-17 squad secured its spot at its World Cup with a second-place finish at the Concacaf U-17 Championship. The U-20 MNT qualified for the competition by winning the Concacaf U-20 Championship for the first time in federation history, defeating Honduras on penalties.

Additionally, the Paralympic National Team earned its best finish at a major world competition since the 1996 Paralympic Games with a fifth-place result at the 2017 IFCPF CP Football World Championships in San Luis, Argentina.

**2018:** The U.S. Women's National Team went unbeaten through 20 matches in 11 states and two countries in a year that will go down as one of the most successful in program history. The squad lifted three trophies by winning the SheBelieves Cup, the Tournament of Nations, and the Concacaf Championship. Jill Ellis' side punched its ticket to the 2019 FIFA Women's World Cup in dominant fashion, winning all five qualifiers by a combined score of 26-0. In its penultimate match of the year, the USA captured its 500th all-time victory with a 1-0 win versus Portugal in Lisbon.

The U.S. Men's National Team took on a transitional year in 2018 by facing one of the most challenging schedules in team history. The USA squared off against the likes of Brazil, England, Italy, and Colombia in a gauntlet designed to test a new generation of the red, white, and blue. One of the team's best moments came in June, when it drew eventual World Cup champion France, 1-1, in Lyon. The USA then hired its first-ever General Manager in Earnie Stewart and new head coach Gregg Berhalter to lead the charge toward the 2022 World Cup.

On the youth side, the U-15 Girls National Team, U-17 Women's National Team, and U-20 Men's National Team all won Concacaf Championships. The para 7-a-side team qualified for the 2019 IFCPF World Cup with a third-place finish at Copa America.

And in a momentous moment for soccer in the U.S., the United Bid of Canada, Mexico and the United States, was awarded hosting rights for the 2026 FIFA World Cup. The 2026 competition will be the first to host an expanded field of 48 teams. The three federations will now begin working to build excitement, energy and awareness about the biggest World Cup in history!

**2019:** The U.S. Women's National Team experienced an historic 2019 that saw the team win its fourth

World Cup title. The U.S. set Women's World Cup records for goals (26), goal differential (plus-23) and never trailed to become the first team to go 7-0-0 in the Women's World Cup. Midfielder Megan Rapinoe was awarded the Golden Ball as the tournament's best player and the Golden Boot as its top scorer with six goals and three assists. At the conclusion of the 2019 Victory Tour, head coach Jill Ellis retired with a remarkable 106-7-19 overall record. On October 28th, U.S. Soccer announced Vlatko Andonovski as the ninth head coach in USWNT history. The Andonovski era started on a high note as the U.S. closed out 2019 with wins over Sweden and Costa Rica.

In head coach Gregg Berhalter's first year in charge, the U.S. Men's National Team started his tenure with friendly wins over Panama, Costa Rica and Ecuador while earning a 1-1 draw with defending Copa América champions Chile. En route to its 11th Gold Cup Final, the USMNT outscored opponents 15-1 in three group stage and two knockout round matches before falling to Mexico, 1-0. After another loss to Mexico in a friendly a couple of months later, the U.S. rebounded with a 1-1 draw vs. world No. 5 Uruguay. The inaugural edition of the Concacaf Nations League served as the next set of games on the schedule for the USA. Drawn into Nations League A, Group A, the USMNT closed out the year with home and away matches against Canada and Cuba. With two wins against Cuba and one over Canada, the U.S. advanced to the Final Round of Nations League and finished the year at No. 22 in FIFA's world rankings, up three spots from 2018, its highest year-end finish since 2013 (14th).

On the youth side, the U.S. became the only nation to reach the quarterfinals of the last three U-20 World Cups. Before falling to Ecuador in the quarterfinals, the U-20 USMNT advanced to the knockout stage with wins over Nigeria and Qatar before upsetting tournament favorite France with a 3-2 comeback victory in the Round of 16. The U-17 USMNT qualified for a record 17th FIFA U-17 World Cup after reaching the 2019 Concacaf U-17 Championship

Final. With wins over Belgium, Czech Republic and the Republic of Ireland, the U.S. Under-17 Women's National Team won the UEFA Women's Development Tournament in Czech Republic. Additionally, the U.S. Para 7-a-Side National Team won the program's first Parapan American Games medal with a dominating 7-0 win against Venezuela to claim the bronze at the 2019 tournament and the Beach Soccer Women's National Team was launched.

**2020:** A year that was supposed to be a busy schedule for the U.S. Men's and Women's National Teams as well as several youth teams was largely halted due to the global health pandemic caused by the COVID-19 outbreak in March.

In their first full year under head coach Vlatko Andonovski, the U.S. Women's National Team started 2020 with an energy and performances befitting a team aiming to win a World Cup and an Olympics in back-to-back years. Yet the day after the USA won the 2020 SheBelieves Cup and capped a perfect 8-0-0 start to 2020 – including qualifying for the Tokyo Games – the sports world shut down. The Olympics were eventually postponed, all of the USA's programming was cancelled, and the team would not hit the field again for seven months when an October training camp was held in Colorado. On Nov. 27, the USWNT finally played its first game in 261 days, a rousing 2-0 win vs. the Netherlands in Breda to close the year ranked No. 1 in the world.

The U.S. Men's National Team opened the year with a 1-0 win over Costa Rica in February, then did not reconvene again until November, playing Wales to a 0-0 draw on Nov. 12 and beating Panama, 6-2, on Nov. 16. Gregg Berhalter's side then closed the year with a commanding 6-0 victory over El Salvador in Ft. Lauderdale, Florida, the first domestic match for any U.S. National Team since the start of the pandemic.

On the youth side, the Under-20 U.S. Women's National Team opened the year by winning the 2020 Concacaf Women's U-20 Championship and in the



**WORLD CONQUERORS:** The USWNT defeated four consecutive European powers to lift the 2019 FIFA Women's World Cup trophy on July 7 in Lyon, France.

process, qualifying for the Under-20 Women's World Cup. However, due to the COVID-19 pandemic, all youth World Cups scheduled for 2020 and 2021 were cancelled.

**2021:** The U.S. Women's National Team hit the ground running in 2021, becoming the first team to win back-to-back SheBelieves Cup titles in the tournament's six-year history after recording wins over Canada, Brazil, and Argentina, while also becoming the first team finish the tournament without a conceding any goals. In July, the team earned its first-ever bronze medal at the delayed 2020 Olympic Tournament in Tokyo, which had pushed back a year due to the COVID-19 global pandemic. During that competition, Samantha Mewis and Kristie Mewis made history after becoming the first sisters to represent the USWNT at a major senior tournament (after doing so at two Youth FIFA World Cups). The team finished the year with a 17-2-5 record, a +64 goal differential and an .812 winning percentage, all the while continuing to build on a 62-game home unbeaten streak to end 2021. The USWNT once again finished the year at the top of the FIFA Rankings. Six players earned their first cap on the year, while legendary midfielder-turned-forward Carli Lloyd retired as the second-most capped player in world soccer history with 316 games played.

The Men's National Team recorded one of its best years in history, setting a record for most wins in a calendar year after posting a 17-2-3 record in 2021. The USMNT won two major titles in one summer as they conquered the Concacaf Gold Cup and the inaugural Concacaf Nations League – beating archrival Mexico in both finals -- while featuring two young and almost completely different rosters in each tournament. The team went on to finish the year with three wins against El Tri after adding a thrilling “Dos a Cero” victory in Cincinnati during World Cup Qualifying. The MNT also ended the year ranked 11th in the FIFA World Rankings, making the USA the highest-ranked in Concacaf and marking their highest year-end ranking since 2005. In addition to 27 players earning their first appearance in a World Cup Qualifier and head coach Gregg Berhalter twice sent out starting lineups that were the youngest ever for the United States in a qualifier. The team also boasted a +34 goal differential, a .841 winning percentage, and a .54 goals against average, all of

**ROSIE ENDING:** Rose Lavelle helped cap 2021 with a goal in a 3-0 victory over Australia in Sydney, Australia in front 36,109 fans.



which were best in team history, while their 12 clean sheets tied their best record in that category.

On the youth side, after a long pause in regular programming due to the pandemic, the U-17 and U-20 U.S. Women's Youth National Teams and the U-17 Men's Youth National Team returned to the field in October with training camps in Chula Vista, Calif. In November, the U-20 MYNT kicked off a new cycle at the Revelations Cup in Mexico as it prepares for the 2022 Concacaf U-20 Championship which will serve as qualification to the 2023 FIFA U-20 World Cup and the 2024 Summer Olympics. The U-20 WYNT also held an end of year training camp in December as they prepare for the 2022 Concacaf U-20 Women's Championship which is set for Feb. 25-March 12 in the Dominican Republic. The YNT programs underwent several changes in coaching staffs as Gonzalo Segares was named U-17 MYNT head coach (previously U-15 MYNT) and Tracey Kevins was named U-20 WYNT head coach (previously U-15 and U-17 WYNT), while Mikey Varas, Natalia Astrain, and Katie Schoepfer were hired as U-20 MYNT, U-17 WYNT, and U-15 WYNT head coaches, respectively.



**DOS A CERO:** The USMNT celebrations Christian Pulisic's goal in the World Cup qualifier vs. Mexico on Nov. 12, 2021, in front of a sold-out crowd at TQL Stadium in Cincinnati, Ohio.

# ALL-TIME U.S. SOCCER PLAYERS OF THE YEAR AWARD WINNERS




Christian Pulisic



Lindsey Horan



Ricardo Pepi



Trinity Rodman

## 2021 U.S. Soccer Players of the Year

For their excellence at the highest levels of the sport, U.S. Soccer voters named U.S. Men's National Team forward Christian Pulisic as the 2021 BioSteel Male Player of the Year, midfielder Lindsey Horan as the 2021 BioSteel Female Player of the Year, forward Ricardo Pepi as the 2021 Chipotle Young Male Player of the Year, and forward Trinity Rodman as the 2021 Chipotle Young Female Player of the Year.

The U.S. Soccer Player of the Year awards have a longer history than any major individual award in American soccer – having first begun more than 30 years ago. Alongside the Best of FIFA awards, the U.S. Player of the Year awards are the only awards to honor both the top male and the top female in the sport.

Votes are collected from respective National Team coaches, National Team players who have earned a cap in the applicable calendar year, American soccer league (MLS, USL and NWSL) head coaches, select media members, former players and administrators. Players cannot win the Young Male or Young Female award more than once. For the first time, fans were able to vote for the U.S. Soccer Player and Young Player of the Year Awards with those votes weighted at 15% of the total.

ALL-TIME U.S. SOCCER PLAYERS OF THE YEAR AWARD WINNERS

MALE PLAYER		FEMALE PLAYER		YOUNG MALE PLAYER		YOUNG FEMALE PLAYER	
Year	Player	Year	Player	Year	Young Male Player	Year	Player
1984	Rick Davis	1984	–	1998	Josh Wolff	1998	Cindy Parlow
1985	Perry Van der Beck	1985	Sharon Remer	1999	Ben Olsen	1999	Lorrie Fair
1986	Paul Caligiuri	1986	April Heinrichs	2000	Landon Donovan	2000	Aly Wagner
1987	Brent Goulet	1987	Carin Jennings	2001	DaMarcus Beasley	2001	Aleisha Cramer
1988	Peter Vermes	1988	Joy Biefeld	2002	Bobby Convey	2002	Lindsay Tarpley
1989	Mike Windischmann	1989	April Heinrichs	2003	Freddy Adu	2003	Cat Reddick
1990	Tab Ramos	1990	Michelle Akers	2004	Eddie Johnson	2004	Heather O'Reilly
1991	Hugo Perez	1991	Michelle Akers	2005	Benny Feilhaber	2005	Lori Chalupny
1992	Marcelo Balboa	1992	Carin Gabarra	2006	Jozy Altidore	2006	Daneshia Adams
1993	Thomas Dooley	1993	Kristine Lilly	2007	Michael Bradley	2007	Lauren Cheney
1994	Marcelo Balboa	1994	Mia Hamm	2008	Sacha Kljestan	2008	Kristie Mewis
1995	Alexi Lalas	1995	Mia Hamm	2009	Luis Gil	2009	Tobin Heath
1996	Eric Wynalda	1996	Mia Hamm	2010	Gale Agbossoumonde	2010	Bianca Henninger
1997	Kasey Keller	1997	Mia Hamm	2011	Brek Shea	2011	Sydney Leroux
1998	Cobi Jones	1998	Mia Hamm	2012	Rubio Rubin	2012	Julie Johnston
1999	Kasey Keller	1999	Michelle Akers	2013	Wil Trapp	2013	Lindsey Horan
2000	Chris Armas	2000	Tiffeny Milbrett	2014	DeAndre Yedlin	2014	Morgan Brian
2001	Earnie Stewart	2001	Tiffeny Milbrett	2015	Matt Miazga	2015	Mallory Pugh
2002	Brad Friedel	2002	Shannon MacMillan	2016	Christian Pulisic	2016	Ashley Sanchez
2003	Landon Donovan	2003	Abby Wambach	2017	Josh Sargent	2017	Sophia Smith
2004	Landon Donovan	2004	Abby Wambach	2018	Alex Mendez	2018	Tierna Davidson
2005	Kasey Keller	2005	Kristine Lilly	2019	Sergiño Dest	2019	Brianna Pinto
2006	Oguchi Onyewu	2006	Kristine Lilly	2020	Gio Reyna	2020	Naomi Girma
2007	Clint Dempsey	2007	Abby Wambach	2021	Ricardo Pepi	2021	Trinity Rodman
2008	Tim Howard	2008	Carli Lloyd				
2009	Landon Donovan	2009	Hope Solo				
2010	Landon Donovan	2010	Abby Wambach				
2011	Clint Dempsey	2011	Abby Wambach				
2012	Clint Dempsey	2012	Alex Morgan				
2013	Jozy Altidore	2013	Abby Wambach				
2014	Tim Howard	2014	Lauren Holiday				
2015	Michael Bradley	2015	Carli Lloyd				
2016	Jozy Altidore	2016	Tobin Heath				
2017	Christian Pulisic	2017	Julie Ertz				
2018	Zack Steffen	2018	Alex Morgan				
2019	Christian Pulisic	2019	Julie Ertz				
2020	Weston McKennie	2020	Samantha Mewis				
2021	Christian Pulisic	2021	Lindsey Horan				

**PLAYER WITH A DISABILITY**

Year	Player
2012	Felicia Schroeder
2013	Rene Renteria
2014	Gavin Sibayan
2015	Kevin Hensley
2016	Adam Ballou
2017	Sean Boyle
2018	Gracie Fitzgerald
2019	Nick Mayhugh
2020	CP Soccer Youth Players

## 2021 U.S. SOCCER PLAYERS OF THE YEAR



BIOSTEEL U.S. SOCCER MALE PLAYER OF THE YEAR

### CHRISTIAN PULISIC

Collecting eight appearances and three goals – all of which were game winners – Christian Pulisic continued to contribute in big moments for the USMNT in 2021. After opening his account by slotting home a penalty kick at Northern Ireland on March 28, Pulisic struck two devastating blows to Mexico within the span of five months. He put home a now iconic 114th minute penalty kick to help the USA claim the inaugural Concacaf Nations League Final on June 6 in Denver. In November, Pulisic came off the bench and scored his first touch when he nodded home Tim Weah's cross to open the scoring in the USMNT's eventual 2-0 World Cup Qualifying defeat of El Trío in Cincinnati. Part of the USMNT since age 17, Pulisic captained the side a career high four times in 2021 – including the Nations League Final as well as in the September World Cup qualifiers against Canada and Honduras.

Pulisic continued to break barriers for American players at club level, becoming the first USMNT player to feature in and win the UEFA Champions League as Chelsea defeated Manchester City 1-0 on May 29 in Porto. Pulisic played a major role in getting the Blues to the pinnacle match in club football, scoring the opening goal in the 1-1 semifinal first leg draw at Real Madrid. He also marked the second multi-goal game of his EPL career, recording a brace in Chelsea's 4-1 win against Crystal Palace on April 10. Overall, Pulisic made 40 appearances across all competitions for Chelsea, recording six goals and four assists, while also helping the Blues to a runner-up finish in the 2020-21 FA Cup Final and a top four finish in the Premier League.

This is Pulisic's third U.S. Soccer Male Player of the Year award after winning in 2017 and 2019. First awarded in 1984, the forward becomes the fourth player to win Male Player of the Year three times or more, joining Clint Dempsey (2007, 2011, 2012), Landon Donovan (2003, 2004, 2009, 2010) and Kasey Keller (1997, 1999, 2005). At 23 years old, he is also the youngest three-time winner of the award. He also took home U.S. Soccer Young Male Player of the Year honors in 2016.



BIOSTEEL U.S. SOCCER FEMALE PLAYER OF THE YEAR

### LINDSEY HORAN

Horan had another consistently stellar season for club and country, leading the USA in minutes played with 1,707 while starting 18 of her 22 games this year. She finished tied for fourth in goals (6) and tied for second in assists (5), all while playing at both defensive and attacking midfielder. With Julie Ertz injured, Horan played defensive midfielder leading into the Olympics and for the first half of the first Olympic match, distinguishing herself at that position before moving to a more advanced role as the tournament wore on. At the Olympics, she played in all six games, starting five, and was third in minutes played with 499. Horan scored one goal in the Olympics, that coming in her 100th cap during the group play victory against New Zealand.

Her two assists vs. Brazil at the 2021 SheBelieves Cup brought her career assist total for the USWNT to 31, making her the 18th player in USWNT history to record 30 or more assists. She tallied her 32nd on Carli Lloyd's first goal in the Olympic bronze medal game. She also scored against Colombia, Jamaica, Mexico, Korea Republic and Australia on the year. The goal against Mexico was of the best goals

of Horan's career and one of the best by a U.S. player of late when she smashed home a full volley early in the game. Against Australia on Nov. 27, she captained the USA for the second time – the first was during her 100th cap celebration match on Oct. 21 – and nailed a critical penalty kick in the 68th minute to clinch the match. It was her 25th career goal, making her the 24th player in USWNT history with 25 or more goals.

For the Portland Thorns this season, she played in 14 games and had two goals and three assists while once again showing herself as one of the league's top two-way midfielders and overall players. She was named to the 2021 NWSL Best XI Second Team. This is the first U.S. Soccer Female Player of the Year award for Horan. She becomes the 18th different WNT player to win the award. Horan also becomes just the third player to win both U.S. Soccer Young Female Player of the Year (which she won in 2013) and U.S. Soccer Female Player of the Year, joining Tobin Heath and Julie Ertz (who has won the Player of the Year twice).

## CHIPOTLE U.S. SOCCER YOUNG MALE PLAYER OF THE YEAR

### RICARDO PEPI

At just 18 years old, Pepi turned in one of the most memorable USMNT debuts in recent memory during September World Cup qualifying, catalyzing a comeback win in the hostile environs of San Pedro Sula against Honduras in the final match of the window. In the second half, "El Tren" teed up the game-tying goal, scored the game-winner, added another assist and took a hard shot to set up a fourth and final tally for the 4-1 win and a crucial three points. Pepi continued his hot streak in the October international window, bagging a brace in the USA's 2-0 win against Jamaica in Austin. The El Paso, Texas, native has played in every qualifier since his U.S. debut.

The forward also took the next step at the club level, finishing the MLS season as the league's leading American scorer with 13 goals. He also became the youngest player in MLS history to net a hat trick, accomplishing the feat on July 24 against LA Galaxy.

Pepi was selected to this summer's MLS All-Star Game, scoring the game-winning penalty in a shootout against the Liga MX All-Stars. After mostly serving as a super-sub in 2020, he made a career-high 24 starts in 31 appearances for FCD this season, solidifying himself as the club's first-choice scoring threat.



## CHIPOTLE U.S. SOCCER YOUNG FEMALE PLAYER OF THE YEAR

### TRINITY RODMAN

Rodman was the youngest player to be drafted in the NWSL history, going to the Washington Spirit with the second overall pick in the 2021 NWSL Draft, and her performances were key in helping the Spirit finish third in the league before going on to win the NWSL championship. The 19-year-old was one of the sensations of the 2021 NWSL season, scoring six goals (including two game-winners) with six assists, which tied for the league lead. She was second in the NWSL in shots and shots on goal. She played in 25 games with 22 starts spanning more than 2,000 minutes and was named the 2021 NWSL Rookie of the Year. Rodman scored in her NWSL Challenge Cup debut, becoming the youngest American to score in NWSL competition. During the regular season she scored against Chicago (twice), Kansas City, New Jersey/New York, North Carolina and Houston. Rodman was a major part of the USA's U-20 cycle in 2020 and played in the 2018 FIFA U-17 Women's World Cup.





## 2021 AdaptAndThrive, Extended National Team, and Social Impact Awards

Four winners for U.S. Soccer's new end-of-year awards in disability soccer, beach soccer and futsal were announced in 2021. The ADAPTandTHRIVE Disability Award, presented by Degree, recognizes an individual making an impact in the United States' broad landscape of disability soccer, while the Beach Soccer and Futsal Player of the Year Awards honor players from U.S. Soccer's Extended National Teams excelling at other versions of the sport on the sand and court.

U.S. Soccer also introduced its One Nation. Social Impact Award in 2021, which honors a player from U.S. Soccer's National Team programs for their off-field contributions making a positive impact in the areas of diversity, equity, inclusion and belonging.

**AdaptAndThrive**  
2021 Sandy Castillo

**Beach Soccer  
Male Player  
of the Year**  
2021 Nicolas Perea

**Beach Soccer  
Female Player  
of the Year**  
2021 Ali Hall

**Futsal Player  
of the Year**  
2021 Diego Moretti

**Social Impact  
Award**  
2021 Imani Dorsey



### ADAPTANDTHRIVE DISABILITY AWARD, PRESENTED BY DEGREE: SANDY CASTILLO

Castillo is a long-time coach and advocate for U.S. Youth Soccer TOPSoccer (TheOutreach Program for Soccer), a community-based training program for athletes with intellectual, emotional and/or physical disabilities to play the game in a safe, fun and supportive environment. Based in Southern California, she has coached youth soccer since 1985 and with TOPSoccer since 1991.



### BEACH SOCCER MALE PLAYER OF THE YEAR: NICOLAS PEREA

Nicolas Perea was named Beach Male Player of the Year after significant contributions to the U.S. Men's Beach Soccer National Team's runner-up finish at the Concacaf Beach Soccer Championship and appearance at the FIFA Beach Soccer World Cup. The defender played 11-a-side soccer professionally before making his international beach soccer debut this year at World Cup qualifying, and contributed seven goals for the Beach USMNT (three in qualifying and four at the World Cup). This year marked the USA's first consecutive Beach Soccer World Cup appearances since 2006/2007 and Perea was one of two U.S. players to score in all three World Cup matches. He also netted the USA's first goals at both qualifying in Costa Rica and the World Cup in Russia.



### BEACH SOCCER FEMALE PLAYER OF THE YEAR: ALI HALL

The nascent U.S. Women's Beach Soccer National Team played in this summer's Intercontinental Beach Soccer Cup, its second-ever global competition, and Hall started all three matches. The forward bagged a brace against Brazil to give the U.S. an early 2-0 lead in its second game of the tournament.



### FUTSAL PLAYER OF THE YEAR: DIEGO MORETTI

Captain and goalkeeper Diego Moretti is U.S. Soccer's first Futsal Player of the Year. The veteran presence backstopped the USA throughout its resurgent cycle after a 16-year professional career in Italy. The 38-year-old recently signed with Manfredonia in the Italian Serie A and was a massive part of the USA's runner-up finish at the Concacaf Futsal Championship, shutting out the Dominican Republic in the quarter finals to clinch a World Cup berth and helping the U.S. win a penalty kick shoot-out in the semis.



### ONE NATION. SOCIAL IMPACT AWARD: IMANI DORSEY

Launched in October 2020, Dorsey was a founding board member of the BWPC, whose mission is to advance opportunities for Black girls in sport and beyond. The organization aims to elevate the image, value and representation of Black women as athletes and leaders across industries, striving to establish a support network that expands access to different career paths before and after playing.

The initial BWPC membership included all 43 Black players competing in NWSL's 2020 season. Dorsey helps lead the group as one of seven board members working to provide Black girls direct access to soccer at every level through education, mentorship and community development. During its first year of existence, BWPC projects included partnering with several other organizations in the construction of 12 mini soccer pitches in cities across the country and the Voice in Sport mentorship program to provide role models for young Black female athletes.

Dorsey was chosen as the One Nation Social Impact Award winner by this year's U.S. Soccer's Game Ambassadors, community members making a difference in the advancement of diversity, equity, inclusion and belonging in the cities where the U.S. Men's National Team and USWNT played this year. Nominees for the award were selected by the U.S. Soccer Athletes' Council.

# U.S. SOCCER ALL-TIME AWARDS

## U.S. Soccer Team Awards – Top U.S. Team Finishes (Major International Competitions)

Year	Team	Event	Finish
2021	Men's National Team	Concacaf Gold Cup (USA)	1st place
2021	Men's National Team	Concacaf Nations League (USA)	1st place
2021	Women's National Team	Olympic Soccer Tournament (Japan)	3rd place
2020	Under-20 WNT	Concacaf Women's U-20 Championship	1st place
2019	Women's National Team	FIFA Women's World Cup (France)	1st place
2019	Men's National Team	Concacaf Gold Cup (USA)	2nd place
2019	Under-17 MNT	Concacaf U-17 Championship	2nd place
2018	Women's National Team	Concacaf Women's Championship (USA)	1st place
2018	Under-17 WNT	Concacaf Women's U-17 Championship	1st place
2017	Men's National Team	Concacaf Gold Cup (USA)	1st place
2016	Under-20 WNT	FIFA U-20 Women's World Cup (Papua New Guinea)	4th place
2016	Men's National Team	Copa America Centenario (USA)	4th place
2015	Men's National Team	Concacaf Gold Cup (USA)	4th place
2015	Women's National Team	FIFA Women's World Cup (Canada)	1st place
2014	Women's National Team	Concacaf Women's Championship (USA)	1st place
2013	Men's National Team	Concacaf Gold Cup (USA)	1st place
2012	Women's National Team	Olympic Soccer Tournament (London)	1st place
2012	Under-20 WNT	FIFA U-20 Women's World Cup (Japan)	1st place
2011	Women's National Team	FIFA Women's World Cup (Germany)	2nd place
2009	Men's National Team	Concacaf Gold Cup (USA)	2nd place
2009	Men's National Team	FIFA Confederations Cup (South Africa)	2nd place
2008	Under-17 WNT	FIFA U-17 Women's World Cup (New Zealand)	2nd place
2008	Under-20 WNT	FIFA U-20 Women's World Cup (Chile)	1st place
2008	Women's National Team	Olympic Soccer Tournament (China)	1st place
2007	Under-20 WNT	Pan American Games (Brazil)	2nd place
2007	Women's National Team	FIFA Women's World Cup (China)	3rd place
2007	Men's National Team	Concacaf Gold Cup (USA)	1st place
2006	Women's National Team	Concacaf Women's Gold Cup (USA)	1st place
2006	Under-20 WNT	FIFA U-20 Women's World Cup (Russia)	4th place
2005	Men's National Team	Concacaf Gold Cup (USA)	1st place
2004	Under-19 WNT	FIFA U-19 Women's World Cup (Thailand)	3rd place
2004	Women's National Team	Olympic Soccer Tournament (Greece)	1st place
2003	Women's National Team	FIFA Women's World Cup (USA)	3rd place
2003	Men's National Team	Concacaf Gold Cup (USA/Mexico)	3rd place
2002	Under-19 WNT	FIFA U-19 Women's World Cup (Canada)	1st place
2002	Women's National Team	Concacaf Women's Gold Cup (USA)	1st place
2002	Men's National Team	Concacaf Gold Cup (USA)	1st place
2000	Under-23 MNT	Olympic Soccer Tournament (Australia)	4th place
2000	Women's National Team	Concacaf Women's Gold Cup (USA)	1st place
2000	Women's National Team	Olympic Soccer Tournament (Australia)	2nd place
1999	Under-17 MNT	FIFA U-17 World Cup (New Zealand)	4th place
1999	Under-18 WNT	Pan American Games (Canada)	1st place
1999	Under-23 MNT	Pan American Games (Canada)	3rd place
1999	Women's National Team	FIFA Women's World Cup (USA)	1st place
1999	Men's National Team	FIFA Confederations Cup (Mexico)	3rd place
1998	Women's National Team	Goodwill Games (USA)	1st place
1998	Men's National Team	Concacaf Gold Cup (USA)	2nd place
1997	World University Games' Team	World University Games (Italy)	3rd place
1996	Women's National Team	Olympic Soccer Tournament (USA)	1st place
1996	Men's National Team	Concacaf Gold Cup (USA)	3rd place
1995	Women's National Team	FIFA Women's World Cup (Sweden)	3rd place
1995	Men's National Team	Copa America (Uruguay)	4th place
1993	Men's National Team	Concacaf Gold Cup (USA & Mexico)	2nd place
1992	Futsal National Team	FIFA Futsal World Cup (Hong Kong)	2nd place
1991	Under-23 MNT	Pan American Games (Cuba)	1st place
1991	Women's National Team	FIFA Women's World Cup (China)	1st place
1991	Men's National Team	Concacaf Gold Cup	1st place
1989	Futsal National Team	FIFA Futsal World Cup (Holland)	3rd place
1989	Under-20 MNT	FIFA World Youth Championship (Saudi Arabia)	4th place
1959	Men's Pan Am Games' Team	Pan American Games (USA)	3rd place
1930	Men's National Team	FIFA World Cup (Uruguay)	3rd place

**USOC Team of the Year Award**

Year	Team
2019	U.S. Women's National Team
2015	U.S. Women's National Team
2011	U.S. Women's National Team
1999	U.S. Women's National Team
1997	U.S. Women's National Team

**FIFA FIFPRO Women's Best XI**

Year	Players
2021	Carli Lloyd, Alex Morgan
2020	Tobin Heath, Megan Rapinoe
2019	Kelley O'Hara, Rose Lavelle, Julie Ertz, Alex Morgan, Megan Rapinoe
2017	Alex Morgan
2016	Hope Solo, Ali Krieger, Carli Lloyd, Alex Morgan
2015	Hope Solo, Meghan Klingenberg, Julie Johnston, Carli Lloyd

**Werner Fricker Builder Award**

Year	Recipient	
2020	Esfandiari Baharmast	
2019	April Heinrichs	
2018	Tony DiCicco	
2017	Mary Harvey	
2016	Anson Dorrance	
2015	Bruce Arena	
2013	Richard Groff	<i>The Werner Fricker Award is</i>
2012	Hank Steinbrecher	<i>designed to honor</i>
2011	Kevin Payne	<i>those working</i>
2010	Bob Contiguglia	<i>tirelessly to further</i>
2009	Alan Rothernberg	<i>the interest of</i>
2008	Bob Gansler	<i>soccer without</i>
2007	Francisco Marcos	<i>regard to personal</i>
2006	Sal Rapiglia	<i>recognition.</i>
2005	Gerhard Mengel	
2003	Sunil Gulati	
2002	Werner Fricker, Sr.	

**U.S. Soccer Individual Awards****FIFA World Coach of the Year**

Year	Player	Team
2015	Jill Ellis	U.S. Women's National Team

**The Best FIFA Women's Coach**

Year	Player	Team
2019	Jill Ellis	U.S. Women's National Team

**FIFA World Player of the Year**

Year	Player	Team
2015	Carli Lloyd	U.S. Women's National Team
2012	Abby Wambach	U.S. Women's National Team
2002	Mia Hamm	U.S. Women's National Team
2001	Mia Hamm	U.S. Women's National Team

**The Best FIFA Women's Player**

Year	Player	Team
2019	Megan Rapinoe	U.S. Women's National Team
2016	Carli Lloyd	U.S. Women's National Team

**Sports Illustrated Athlete of the Year**

Year	Player	Team
2019	Megan Rapinoe	U.S. Women's National Team

**France Football d'Or**

Year	Player	Team
2019	Megan Rapinoe	U.S. Women's National Team

**All-World Championship Team**

Year	Player	Event / Team
2015	Carli Lloyd	WWC / All-Star
2015	Megan Rapinoe	WWC / All-Star
2015	Meghan Klingenberg	WWC / All-Star
2015	Julie Johnston	WWC / All-Star
2015	Hope Solo	WWC / All-Star
2011	Abby Wambach	WWC / First Team
2011	Lauren Cheney	WWC / First Team
2011	Shannon Boxx	WWC / First Team
2011	Hope Solo	WWC / First Team
2007	Kristine Lilly	WWC / Honorable Mention
2006	Amanda Poach	U-20 / First Team
2006	Val Henderson	U-20 / First Team
2006	Daneshia Adams	U-20 / First Team
2004	Angie Wozniak	U-19 / First Team
2004	Becky Sauerbrunn	U-19 / First Team
2004	Ashlyn Harris	U-19 / First Team
2003	Steve Cronin	U-20 / First Team
2003	Bobby Convey	U-20 / First Team
2003	Mia Hamm	WWC / Honorable Mention
2003	Joy Fawcett	WWC / First Team
2003	Shannon Boxx	WWC / First Team
2003	Danny Szetela	U-17 / First Team
	Freddy Adu	U-17 / First Team
2002	Kelly Wilson	U-19 / First Team
2002	Lindsay Tarpley	U-19 / First Team
2002	Heather O'Reilly	U-19 / First Team
2002	Jill Oakes	U-19 / First Team
2002	Landon Donovan	World Cup / Hon. Mention
2002	Claudio Reyna	World Cup / First Team
1999	Briana Scurry	WWC / First Team
1999	Carla Overbeck	WWC / First Team
1999	Mia Hamm	WWC / First Team
1999	Michelle Akers	WWC / First Team
1999	Brandi Chastain	WWC / First Team
1996	Victor Nogueira	Futsal / Honorable Mention
1994	Alexi Lalas	World Cup / Honorable Mention
1992	Victor Nogueira	Futsal / First Team
1992	Chico Borja	Futsal / First Team

**Golden Ball****(Tournament MVP)**

Year	Player	Event
2021	Weston McKennie	Concacaf Nations League
2020	Mia Fishel	Concacaf Women's U-20 Champ.
2019	Megan Rapinoe	Women's World Cup
2018	Julie Ertz	Concacaf Women's Champ.
2017	Michael Bradley	Concacaf Gold Cup
2017	Eric Palmer-Brown	Concacaf U-20 Champ.
2015	Carli Lloyd	Women's World Cup
2008	Sydney Leroux	U-20 World Cup
1999	Landon Donovan	U-17 World Championship
1991	Carin Jennings	Women's World Cup

Silver Ball

(Tournament second MVP)

Year	Player	Event
2011	Abby Wambach	Women's World Cup
2008	Alex Morgan	U-20 World Cup
2004	Angie Wozniak	U-19 Women's World Champ.
1999	DaMarcus Beasley	U-17 World Championship
1991	Kyle Campbell	U-17 World Championship
1991	Michelle Akers	Women's World Cup
1989	Kasey Keller	World Youth Championship

Bronze Ball

(Tournament third MVP)

Year	Player	Event
2019	Rose Lavelle	Women's World Cup
2012	Julie Johnston	U-20 Women's World Cup
2011	Hope Solo	Women's World Cup
2009	Clint Dempsey	FIFA Confederations Cup
2008	Kristie Mewis	U-17 Women's World Cup
2006	Danessa Adams	U-20 Women's World Champ.
2002	Kelly Wilson	U-19 Women's World Champ.
1999	Michelle Akers	Women's World Cup

Golden Boot

(Tournament leading scorer)

Year	Player	Event
2019	Megan Rapinoe	Women's World Cup
2008	Alex Morgan	Concacaf Women's Champ.
2015	Clint Dempsey	Concacaf Gold Cup
2013	Landon Donovan/Chris Wondolowski	Concacaf Gold Cup
2008	Sydney Leroux	U-20 Women's World Cup
2003	Eddie Johnson	World Youth Championship
1991	Michelle Akers	Women's World Cup

Silver Boot

(Tournament second leading scorer)

Year	Player	Event
2020	Mia Fishel	Concacaf Women's U-20 Champ.
2019	Alex Morgan	Women's World Cup
2019	Giovanni Reyna	Concacaf U-17 Champ.
2017	Josh Sargent	FIFA U-20 World Cup
2017	Brooks Lennon	Concacaf U-20 Champ.
2015	Carli Lloyd	Women's World Cup
2007	Abby Wambach	Women's World Cup
2002	Kelly Wilson	U-19 Women's World Champ.
1991	Carin Jennings	Women's World Cup

Bronze Boot

(Tournament third leading scorer)

Year	Player	Event
2020	Brianna Pinto	Concacaf Women's U-20 Champ.
2019	Giovanni Reyna	Concacaf U-17 Champ.
2017	Josh Sargent	Concacaf U-17 Champ.
2011	Abby Wambach	Women's World Cup
2010	Sydney Leroux	U-20 Women's World Cup
2008	Vicki DiMartino	U-17 Women's World Cup
2008	Alex Morgan	U-20 Women's World Cup
2004	Angie Wozniak	U-19 Women's World Champ.
2002	Lindsay Tarpley	U-19 Women's World Champ.
1999	Taylor Twellman	World Youth Championship

Golden Glove

Year	Player	Event
2021	Matt Turner	Concacaf Gold Cup
2017	Jonathan Klinsmann	Concacaf U-20 Champ.
2017	Justin Garcés	Concacaf U-17 Champ.
2015	Brad Guzan	Concacaf Gold Cup
2015	Hope Solo	Women's World Cup
2011	Hope Solo	Women's World Cup
2010	Bianca Henninger	U-20 World Cup
2009	Tim Howard	FIFA Confederations Cup
2008	Taylor Vancil	U-17 Women's World Cup
2008	Alyssa Naeyer	U-20 Women's World Cup
1999	Brianna Scurry	Women's World Cup
1992	Victor Nogueira	Futsal World Championship
1991	Kyle Campbell	U-17 World Championship
1989	Kasey Keller	World Youth Championship

FIFA Fair Play

Fair Play Award Winners – Team

Year	Team	Event
2021	MNT	Concacaf Gold Cup
2020	U-20 WNT	Concacaf Women's U-20 Champ.
2019	Men's National Team	Concacaf Gold Cup
2019	U-17 MNT	Concacaf U-17 Championship
2018	U.S. Women's Team	Concacaf Women's Champ.
2017	U.S. Men's Team	Concacaf Gold Cup
2008	Under-20 WNT	U-20 Women's World Cup
2004	Under-19 WNT	U-19 Women's World Champ.
1998	U.S. Men's Team	Year-End Award
1996	U.S. Women's Team	Olympic Soccer Tourn.
1989	Under-20 MNT	World Youth Championship

Fair Play Award Winners – Individual

Year	Player	Award
1998	Michelle Akers	FIFA Order of Merit
1997	Julie Foudy	FIFA Fair Play Award

# 2021 BEST OF U.S. SOCCER AWARDS

- Best Goal: Christen Press vs. Brazil; Sergiño Dest vs. Costa Rica  
 Best Moment: Carli Lloyd plays her final USWNT match on October 26 vs. South Korea  
 Best Save: Ethan Horvath's 124th minute penalty save vs. Mexico to win the Concacaf Nations League Final  
 Best ENT Goal: Rebecca Taylor, Beach WNT vs. Spain

## 2019 BEST OF U.S. SOCCER AWARDS

- Best Goal: Rose Lavelle vs. the Netherlands; Jozy Altidore vs. Panama  
 Best Skills: Rose Lavelle vs. England  
 Best Moment: WNT wins World Cup  
 Best Save: Alyssa Naeyer vs. England

## 2018 BEST OF U.S. SOCCER AWARDS

- Best Moment: USWNT Qualifies for 2019 World Cup
- Best Goal: Alex Morgan volley vs. Scotland
- Best Save: Ashlyn Harris vs. China
- Best Skills: Tobin Heath vs. Japan
- Best Assist: Crystal Dunn to Tobin Heath vs. Mexico

## 2017 BEST OF U.S. SOCCER AWARDS

- Best Photo: "Lion King Cassius"
- Best GIF: "Harry Dab"
- Best Skills: Christian Pulisic vs. Panama
- Best Save: Ashlyn Harris vs. Korea Republic
- Best Celebration: Julie Ertz carries Kelley O'Hara
- Best Development Academy, Paralympic National Team or Beach National Team Goal: Alejandro Pereira (Development Academy)
- Best Youth National Team Goal: Eryk Williamson vs. El Salvador
- Best Men's National Team Goal: Michael Bradley at Mexico
- Best Women's National Team Goal: Julie Ertz vs. Korea Republic
- Overall Best U.S. Soccer Goal: Julie Ertz vs. Korea Republic

## 2016 BEST OF U.S. SOCCER AWARDS

- Individual Performance of the Year: Crystal Dunn's five goals vs. Puerto Rico – Feb. 15
- Off-the-field Moment of the Year: Carli Lloyd and Jill Ellis Win World Player and Coach of the Year Awards – Jan. 11
- Team Performance of the Year, Presented by Thorne: WNT defeats Germany 2-1 to win inaugural SheBelieves Cup – March 9
- Tournament Performance of the Year: WNT sweeps inaugural SheBelieves Cup - March
- Goal of the Year: Alex Morgan scores leveler in de facto SheBelieves Cup final vs. Germany – March 9

## 2015 BEST OF U.S. SOCCER AWARDS

- Best Team Performance: WNT vs. Germany – 2015 FIFA Women's World Cup Semifinals
- Best Goal: Carli Lloyd's half-field strike – 2015 FIFA Women's World Cup Final
- Best Save: Meghan Klingenberg's headed goal-line clearance vs. Sweden – 2015 FIFA Women's World Cup Group Stage
- Best Individual Performance: Carli Lloyd vs. Japan – 2015 FIFA Women's World Cup Final
- Best Goal Celebration: Meghan Klingenberg's "Terrible Towel" tribute – WNT Victory Tour
- Best Off-Field Moment: WNT on stage with Taylor Swift
- Best U.S. Soccer Video: WNT Celebrates 2015 FIFA Women's World Cup Victory in Los Angeles Rally

## 2014 BEST OF U.S. SOCCER AWARDS

Ten of the best and most meaningful moments throughout 2014 were selected for special mention during U.S. Soccer's Best of Week that ran from Dec. 15-19. The 10 best moments in U.S. Soccer over the course of 2014 included:

- The USMNT's thrilling 2-1 win against Ghana that secured a vital three points to begin the team's escape from the 'Group of Death' at the 2014 FIFA World Cup.
- Meghan Klingenberg's long-distance goalazo against Haiti during Women's World Cup Qualifying was an audacious and timely way for the defender to score her first goal for the USWNT.
- Jermaine Jones' thunderous game-tying strike nearly 30 yards from goal against Portugal that sent the USA on its way to collecting the vital point it ultimately needed to advance to the knockout round at the 2014 FIFA World Cup.
- The USWNT booked its place at the 2015 FIFA Women's World Cup by rolling through the Concacaf qualifying tournament with a 6-0-0 record, 21 goals scored, 0 conceded and a clean sweep of the competition's individual awards.
- Fabian Johnson's picturesque strike against Turkey in the USA's second Send-Off Series game was one of the USMNT's most well-crafted goals the team produced in a year of memorable tallies.
- A rarity among professional athletes across all sports, USWNT captain Christie Rampone was honored for her

enduring professionalism and longevity at the highest level of soccer when she made her 300th appearance for her country against Mexico during Women's World Cup Qualifying, becoming just the second soccer player in history – man or woman – to achieve the feat.

- The torch was passed on to the next generation of the USMNT as three pillars of the team's unparalleled success over the last decade all announced their retirement: DaMarcus Beasley, Carlos Bocanegra and Landon Donovan.
- With his team approaching its final group game at the 2014 FIFA World Cup, USMNT head coach Jurgen Klinsmann wrote a letter asking that fans be released from work in order to cheer on the USA against Germany. His words went viral on the internet, spawning numerous positive responses from bosses, celebrities and politicians as well as more than a few copy cats.
- USMNT goalkeeper Tim Howard turned in a larger-than-life performance in the USA's Round of 16, overtime defeat to Belgium at the 2014 FIFA World Cup, making a tournament-record 16 saves and cementing his legacy among soccer fans as first goalkeeper to become the "Secretary of Defense."
- U.S. Soccer enjoyed a record year of fan support and interaction, from the thousands that followed the USMNT to Brazil for the 2014 FIFA World Cup to the ever-present USWNT fans that cheered on the team as it qualified for the 2015 FIFA Women's World Cup. An assuredly giant leap was made by U.S. Soccer with the help of its fans and partners in 2014, one that has raised the bar higher than ever before in the United States.



## BEST OF U.S. SOCCER #100YEARS EDITION WINNER

In 2013, U.S. Soccer provided fans with the opportunity to determine the top moment of the Federation's history. Set up as a bracket-style competition that pits the top moments across U.S. Soccer's 100-year history head-to-head, fans voted daily to determine their favorite moment of all-time.

Abby Wambach's dramatic and stunning goal against Brazil in the 2011 FIFA Women's World Cup quarterfinal defeated all challengers to win the Best of U.S. Soccer: #100Years Edition. More than 10,000 fans voted on the final matchup to crown Wambach the winner, while more than 210,000 votes were cast overall.

Wambach's stoppage-time score that pulled the USA even at 2-2 at the very end of overtime in a match that the USA eventually won in penalty kicks, triumphed in all six of its matchups during the 64-moment bracket-style competition. In the final round, Wambach's 122nd-minute header off a cross from Megan Rapinoe – which at the time was the latest goal ever scored in a FIFA competition – edged Landon Donovan's historic strike in the waning seconds of the USA's last match of group play against Algeria at the 2010 FIFA World Cup in South Africa.

### 2012 BEST OF U.S. SOCCER AWARDS

- Best Goal: Alex Morgan vs. Canada (Aug. 6)
- Best Goal Celebration: Snow Angels
- Best Performance, Player: Megan Rapinoe vs. Canada (Aug. 6)
- Best Performance, Team: WNT vs. Canada (Aug. 6)
- Best Save: Hope Solo vs. Canada (June 30)

### 2011 BEST OF U.S. SOCCER AWARDS

- Best Assist: Megan Rapinoe to Abby Wambach (July 10 vs. Brazil)
- Best Fan Tribute: Teach Me How to Wambach
- Best Goal: Abby Wambach vs. Brazil (July 10)
- Best Off the Field Moment: Hope Solo on Dancing With the Stars
- Best Performance, Academy: Juan Agudelo with the MNT
- Best Performance, Player: Hope Solo vs. Brazil (July 10)
- Best Performance, Team: WNT vs. Brazil, July 10
- Best Soccer Bar: O'Brien's Pub; San Diego, Calif.
- Best Twitter: Megan Rapinoe (@mPinoe)
- Best Studio 90 Feature: Wild Turkey

### 2010 BEST OF U.S. SOCCER AWARDS

- Best South Africa Moment: Dog Pile for the Ages
- Best Goal: Landon Donovan vs. Algeria (June 23)
- Best Performance (Team): MNT vs. Algeria (June 23)
- Best Photo: The Pile
- Best Performance (Player): Tim Howard vs. England (June 12)
- Best Fan Costume: South Africa Starting 11
- Best Academy Story: First Two Academy Alumni Play for the MNT
- Best Soccer Specialty Store: Soccer Fanatic, San Diego, Calif.
- Best Assist: Jozy Altidor vs. Slovenia (June 18)
- Best Soccer Bar: Small Bar, Chicago
- Best Soccer Blog: Soccer by Ives
- Best Studio 90 Feature: The Everton Experience

### 2009 BEST OF U.S. SOCCER AWARDS

- Best Performance (Team): MNT vs. Spain (June 24)
- Best Performance (Player): Tim Howard vs. Spain (June 24)
- Best Goal: Landon Donovan vs. Brazil (June 28)
- Best Assist: Landon Donovan vs. Mexico (Aug. 12)
- Best Soccer Bar: Fado's Irish Pub, Seattle
- Best Fan Photo: Stars and Stripes Forever
- Best Academy Story: Bill Hamid Goes Pro
- Best Soccer Specialty Store: Soccer Fanatic, San Diego, Calif.
- Best Soccer Blog: Soccer By Ives
- Best Photo: Spain Slips
- Best ussoccer.com Video: Behind the Scenes USA-CRC
- Best Clutch Moment: MNT defense vs. Spain (June 24)

**2008 BEST OF U.S. SOCCER AWARDS**

- Best Goal (Women): Carli Lloyd vs. Brazil (Aug. 21)
- Best Goal (Men): Sacha Kljestan vs. Netherlands (Aug. 10)
- Best Photo: Jump for Joy
- Best Soccer Specialty Store: Angelo's Soccer Corner (Pa.)
- Best Soccer Bar: The Globe Pub (Chicago)
- Best Soccer Blog: Soccer By Ives
- Best Fan Photo: Jeff York
- Best Assist: Lindsey Tarpley vs. Ireland (Sept. 20)
- Best all\_access Video: Tobin Heath Walkabout
- Best Performance (Team): WNT vs. Brazil (Aug. 21)
- Best Performance (Player): Tim Howard vs. Argentina (June 8)
- Best Goal: Academy: Andrew Bulls, BAL vs. LAFC

**2007 BEST OF U.S. SOCCER AWARDS**

- Best Bar: The Globe (Chicago, Ill.)
- Best Soccer Specialty Store: Soccer 4 All (Houston, Texas)
- Best Goal (Men): Benny Feilhaber vs. Mexico (June 24)
- Best Goal (Women): Abby Wambach vs. Sweden (Sept. 14)
- Best Assist: Freddy Adu vs. Brazil (July 6)
- Best Performance (Player): Abby Wambach vs. Sweden (Sept. 14)
- Best Performance (Team): MNT vs. Mexico (June 24)
- Best all\_access video: Abby Wambach Back 4 Quiz
- Best Blog: Soccer Insider
- Best Fan Atmosphere: MNT vs. Mexico (June 24)
- Best Photo: 2-0! Donovan scores against Mexico

**2006 BEST OF U.S. SOCCER AWARDS**

- Best Soccer Bar: Ginger's Ale House (Chicago, Ill.)
- Best Soccer Specialty Store: Angelo's Soccer Corner (Pa.)
- Best Goal: Clint Dempsey vs. Ghana (June 22)
- Best Kristine Lilly Goal: vs. Canada (Nov. 4)
- Best Performance (Player): Kasey Keller vs. Italy (June 22)
- Best Performance (Team): MNT vs. Italy (June 17)
- Best all\_access Video: Hospital Visit to Kaiserslautern
- Best Action Photo: McBride Crunch
- Best U.S. Fan Photo from the World Cup: Flag Over Kaiserslautern
- Best U.S. Atmosphere: MNT vs. Italy at Kaiserslautern, Germany
- Best Look/Style: Don't Tread on Me Jerseys

**2005 BEST OF U.S. SOCCER AWARDS**

- Best Soccer Bar: Ginger's Ale House (Chicago, Ill.)
- Best Soccer Specialty Store: Chicago Soccer (Chicago, Ill.)
- Best U.S. Atmosphere: MNT vs. Mexico at Columbus, Ohio
- Best Goal: Tiffeny Milbrett vs. Ukraine (July 10)
- Best Assist: Landon Donovan vs. Guatemala (March 30)
- Best Performance (Player): Oguchi Onyewu vs. Mexico (Sept. 3)
- Best Performance (Team): MNT vs. Mexico (Sept. 3)
- Best Goal Celebration: DaMarcus Beasley vs. Mexico (Sept. 3)
- Best all\_access Video: Highlights of USA vs. Mexico (Sept. 3)
- Best Podcast: Bruce Arena Speaks Candidly
- Best Picture: Kasey Keller's Superman Save

**2004 BEST OF U.S. SOCCER AWARDS**

- Best Soccer Bar: Ginger's Ale House (Chicago, Ill.)
- Best Soccer Specialty Store: Soccer USA (Austin, Texas)
- Best U.S. Soccer Story: Hamm, Foudy and Fawcett Finish Legendary Careers
- Best Fashion Statement: U.S. Women's National Team's gold medals and Olympic wreaths
- Best U.S. Crowd: Sept. 25 at Frontier Field in Rochester (14,780 SO)
- Best Soccer Fans: The Sam's Army contingent in Foxborough, Mass., for the U.S. Men's first home qualifier
- Best U.S. Goal: Abby Wambach vs. Iceland
- Best U.S. Assist: Mia Hamm vs. Germany (Aug. 23)
- Best Late-Game Heroics: Abby Wambach's game-winner goal vs. Brazil (Aug. 26)
- Best Game Performance (Player): Mia Hamm vs. Germany (Aug. 23)
- Best Game Performance (Team): WNT vs. Brazil (Aug. 26)

**2003 BEST OF U.S. SOCCER AWARDS**

- Best Soccer Bar: Ginger's Ale House (Chicago, Ill.)
- Best Soccer Specialty Store: Gotshalk's Soccer (Boston, Mass.)
- Best Soccer Stadium: The Home Depot Center (Carson, Calif.)
- Best Crowd: May 8 at Reliant Stadium in Houston (69,582; SO)
- Best Soccer Fans: Chicago, Ill.
- Best Game Promotion: 1950 Retro Jerseys (USMNT)
- Best U.S. Soccer Story: Tim Howard Signs with Manchester United; Red Devils Tour America
- Best Goal: Kristine Lilly vs. Sweden (Sept. 21)
- Best YNT Goal: Freddy Adu vs. Poland (June 4)
- Best Performance (Player): Abby Wambach vs. Norway (Oct. 1)
- Best Performance (Team): WNT vs. Sweden (Sept. 21)

**2002 BEST OF U.S. SOCCER AWARDS**

- Best Soccer Bar: Summers Restaurant (Arlington, Va.)
- Best Soccer Specialty Store: Soccer Unlimited (Indianapolis, Ind.)
- Best Soccer Stadium: Columbus Crew Stadium (Columbus, Ohio)
- Best Crowd: May 12 at RFK Stadium (30,413)
- Best Soccer Fans: Fans who traveled to Korea for the World Cup
- Best Game Promotion: Buck-a-Brat Night (Columbus Crew)
- Best Place to Watch the World Cup from the U.S.: Your couch
- Best Goal: Brian McBride vs. Portugal (June 5)
- Best Performance (Player): Brad Friedel vs. South Korea (June 10)
- Best Performance (Team): MNT vs. Portugal (June 5)

# MEDIA INFORMATION





## U.S. SOCCER COMMUNICATIONS AND CONTENT DEPARTMENTS

NEIL BUETHE	<b>CHIEF COMMUNICATIONS OFFICER</b> E-mail: nbuethe@ussoccer.org
MICHAEL KAMMARMAN	<b>PRESS OFFICER, MEN'S NATIONAL TEAM</b> E-mail: mkammarman@ussoccer.org
AARON HEIFETZ	<b>PRESS OFFICER, WOMEN'S NATIONAL TEAM</b> E-mail: aheifetz@ussoccer.org
CHRIS KENNEDY	<b>PRESS OFFICER, YOUTH NATIONAL TEAMS</b> E-mail: ckennedy@ussoccer.org
JEFF CRANDALL	<b>MEN'S NATIONAL TEAM CONTENT MANAGER</b> E-mail: jcrandall@ussoccer.org
MC BARRETT	<b>WOMEN'S NATIONAL TEAM CONTENT MANAGER</b> E-mail: mbarrett@ussoccer.org
ILYANNA GUTIERREZ	<b>MEDIA &amp; BROADCAST OPERATIONS MANAGER</b> E-mail: igutierrez@ussoccer.org
LUIS LEYVA	<b>INTERNATIONAL COMMUNICATIONS COORDINATOR</b> E-mail: lleyva@ussoccer.org
PAULINA CHAPA	<b>DIRECTOR OF CONTENT</b> Email: pchapa@ussoccer.org
CODY SHARRETT	<b>MANAGER, SOCIAL MEDIA</b> Email: csharrett@ussoccer.org

## U.S. SOCCER VIDEO DEPARTMENT

ANDREW SEVCIK	<b>VIDEO PRODUCTION MANAGER</b> E-mail: asevcik@ussoccer.org
NICK BURTON	<b>NATIONAL TEAMS VIDEO PRODUCER</b> E-mail: nburton@ussoccer.org
JEN BUGLIO	<b>WOMEN'S NATIONAL TEAM VIDEOGRAPHER</b> E-mail: jbuglio@ussoccer.org
KEVIN ZEMANSKI	<b>MEN'S NATIONAL TEAM VIDEOGRAPHER</b> E-mail: kzemanski@ussoccer.org
VERONICA MALESINSKI	<b>CONTENT PRODUCER, VIDEO</b> E-mail: vmalesinski@ussoccer.org

## AREAS OF CONTACT

Spokesperson.....	Buethe
President Interviews .....	Buethe
Credential Requests.....	Gutierrez
Photo Requests .....	Buethe
Video Footage .....	Sevcik
Men's National Team & Interviews.....	Kammarman
Men's Youth National Teams & Interviews.....	Kennedy
Women's National Team & Interviews .....	Heifetz
Women's Youth National Teams & Interviews.....	Heifetz
Hall of Fame.....	Buethe
Lamar Hunt U.S. Open Cup.....	Buethe
ussoccer.com .....	Buethe
Spanish Language .....	Leyva

## USSF SOCIAL MEDIA HANDLES

Twitter.....	@ussoccer, @USMNT, @USWNT, @ussoccer_comms
Instagram .....	@ussoccer, @USMNT, @USWNT
Facebook.....	@officialussoccer

# 2022 MEDIA GUIDELINES

Thank you for your coverage of U.S. Soccer and the U.S. National Teams. Please familiarize yourself with the information and policies in this document so that your coverage of the U.S. National Teams is conducted in the most efficient manner possible. These guidelines and policies are enforced by the U.S. Soccer Communications Department. If you have questions about the policies listed here, please do not hesitate to contact U.S. Soccer Communications at [media@ussoccer.org](mailto:media@ussoccer.org) or 312-808-1300.

[www.ussoccer.com/media-services/media-guidelines](http://www.ussoccer.com/media-services/media-guidelines) - Applicable to Rights Holders and Non-Rights Holders

## GENERAL GUIDELINES

### Professional Conduct

Media are expected to follow the guidelines set forth in this document, as well as the instructions of U.S. Soccer staff, stadium employees and security, at the risk of limitation of access or revocation of credentials.

Media credentials are issued with the purpose of providing access to interviews and written, audio and visual accounts of the game as appropriate. **Media members should not use access for autographs, personal photographs or commercial requests.**

Media credentialed for access to shoot photographs and video are expected to use professional equipment to file photographic or video accounts. Use of equipment such as 'point and shoot' style cameras or mobile telephones that are not considered professional equipment will result in access being restricted or rescinded.

### Media Services

**Press Releases:** To be added to the U.S. Soccer media distribution list, please send an email request to [communications@ussoccer.org](mailto:communications@ussoccer.org).

**Media Guides:** To request a current media guide for the U.S. Men's or Women's National Team, please send an email request to [communications@ussoccer.org](mailto:communications@ussoccer.org). A digital version of the Men's and Women's National Team's media guides can be found on the Media Guide page in the right-hand navigation column.

**Interview Requests:** Media requesting interviews with U.S. National Team players, coaches or administrators should make arrangements with the U.S. Soccer Communications Department or the onsite press officer with the respective team. When requesting and conducting interviews, media should identify the organization that they are representing, and provide advance notice if audio or video will be recorded for later distribution. All audio and video interviews are subject to U.S. Soccer's Video Guidelines, which are included in this document.

**ussoccer.com:** Is the official web site of the U.S. Soccer Federation. All press releases – content that includes a dateline are posted on [ussoccer.com](http://ussoccer.com), and can be republished by media in their entirety. U.S. Soccer press releases are available in Spanish. Media interested in receiving press releases in Spanish can send an email request to [communications@ussoccer.org](mailto:communications@ussoccer.org).

**Video:** Media are welcome to embed videos that appear on [ussoccer.com](http://ussoccer.com). Visit [youtube.com/ussoccerdotcom](http://youtube.com/ussoccerdotcom) and <http://www.ussoccer.com/stories> for the latest U.S. Soccer-produced videos.

**Audio, Video Roll & Interviews:** U.S. Soccer periodically sends out video and audio media rolls from National Team events for outlets to use free of charge, provided they properly credit video as; Courtesy of U.S. Soccer/Veritone. If you'd like to sign up for the email list that distributes these media rolls, please email [communications@ussoccer.org](mailto:communications@ussoccer.org) with Media Roll in the subject line.

**Twitter:** U.S. Soccer provides updates at [www.twitter.com/ussoccer](http://www.twitter.com/ussoccer) that include breaking news and new content posted to [ussoccer.com](http://ussoccer.com). Media are welcome to re-tweet @ussoccer, @USMNT, @USWNT, @ussoccer\_comms, @USYNT, @ussoccer\_coach, @ussoccer\_ref, and @ussoccer\_pnt content, including play-by-play accounts.

### Photography Requests

**Head Shots:** U.S. Soccer maintains head and shoulder portraits of select U.S. National Team players and coaches that can be requested by emailing [communications@ussoccer.org](mailto:communications@ussoccer.org) or calling 312-808-1300.

*continued next page*

**Action Photography:** For action photos, please contact Annette Shelby at International Sports Images at 650-906-7753 or at [annette@isiphotos.com](mailto:annette@isiphotos.com). International Sports Images serves as the photography manager for U.S. Soccer. Media outlets can also search and preview the photography archive at [isiphotos.com](http://isiphotos.com).

## U.S. SOCCER EVENTS

### Credentials

**Policies:** In addition to the policies listed below, please note that only working media will be credentialed and no one under the age of 18 will be issued a credential.

**Applications:** Media can request credentials for matches online at <https://www.usoccer.com/about/us-soccer-media-services/credentials>. The online application process can be found by clicking on the Media Services link in the footer on the front page of [usoccer.com](http://usoccer.com). Media can also contact U.S. Soccer Communications with questions on the application process directly by phone at 312-808-1300 or e-mail [communications@usoccer.org](mailto:communications@usoccer.org).

**Deadlines:** The deadline to apply for credentials to U.S. Soccer events is generally two (2) weeks prior to the game. There is no guarantee that late applications will be accepted.

**Pickup:** U.S. Soccer will distribute credential pickup times prior to each game. Credential pickup times generally coincide with media availabilities. For pickup on the day of the game, Media Will Call at the stadium will open approximately two (2) hours before kickoff for WNT matches and three (3) hours for MNT matches. Each media member must show identification in order to receive their credential. An individual cannot pick up more than one credential.

**Parking Shipping:** If you would like single-game parking passes (subject to availability) to be shipped, please provide a UPS or FedEx account number at least two (2) weeks prior to the game. Replacement parking passes cannot be provided if lost in transit.

**All Matches Credential Holders:** All media provided an All Matches credential must still inform the U.S. Soccer Communications Department of their plans to attend specific matches to ensure a space in the press box. Please do so at least two (2) weeks in advance of a match.

### Media Facilities

Media facilities, including the press box and photographers' work area, will open approximately two (2) - three (3) hours before each game.

**Press Box:** All seats will be assigned. Auxiliary seating arrangements will be made if the capacity of the press box is exceeded.

**Photographer Work Room:** Where available, a photographer work room will be available at field level.

**Internet:** Wireless Internet access will be provided to media filing on deadline.

**Game Notes & Media Guides:** Game notes will be placed at each seat and also on a table near the press box entrance. Media guides will be made available upon request and digital versions are available online at [usoccer.com/about/us-soccer-media-services](http://usoccer.com/about/us-soccer-media-services).

**Lineups:** Official lineups are made available approximately one (1) hour prior to kickoff. Lineups, which include jersey numbers for each team, will be distributed to the media as quickly as possible.

### Media Access / Interviews

There is no pre-game access to U.S. Soccer players and coaches on game days. No "flash" interviews are permitted on the field. All post-game access is available in the press conference and mixed zone.

**Press Conference:** There will be a formal press conference with the head coach shortly after the final whistle. In the event something changes a member of the U.S. Soccer communications staff will inform the media.

**Mixed Zone:** Locker rooms are not open to the media at U.S. Soccer events. All post-game interviews will be conducted in a press conference or mixed zone. Players from both teams will typically be available in the mixed zone. The media mixed zone will generally be near the locker rooms.

## Print & Online Media

**Live Blogging / Commentary:** Live blogging of U.S. Soccer events from either the venue or via the television broadcast is subject to our Live Blogging Guidelines. The guidelines are included in Appendix II of this document.

**Video:** Please notify U.S. Soccer in advance if your coverage includes video recording. Any video footage, including interviews, gathered by print and online media is subject to the U.S. Soccer Video Guidelines. The Video Guidelines are included in Appendix I of this document.

**Audio:** Please notify U.S. Soccer in advance if your coverage includes audio recording. Any audio, including interviews, gathered by radio, print and online media is subject to the U.S. Soccer Audio Use Guidelines. The guidelines are included in Appendix III of this document.

## Radio - Non Rights Holders

Non-rights-holding radio journalists are welcome to conduct pregame and postgame reports from the press box, but NO play-by-play reports are permitted. Radio non-rights-holders will have access to post-match press conference and mixed zones unless otherwise notified. Radio outlets interested in purchasing rights should contact U.S. Soccer at 312-808-1300.

**Audio:** Any audio, including interviews, gathered by radio, print and online media is subject to the U.S. Soccer Audio Use Guidelines. The guidelines are included in Appendix III of this document.

## Field Access

Print, online and radio writers and reporters are not permitted on the field at any time. Media members granted field access must have a working purpose. Representatives from the broadcast media who are not filing reports, but would like to attend as an observer, should inform U.S. Soccer of such when making the application.

## Still Photographers

**Locations:** Still photographers are permitted to shoot U.S. Soccer events from behind the field sign boards in either end line. At events where space allows, photographers may also shoot on the sideline opposite the benches between the end line and the 18-yard line. Shooting from the 18-yard line will be allowed on a match-by-match basis depending on space. The attacking direction of the teams is determined by a coin toss. Following the coin toss, photographers must pick one end of the field to shoot for the entire half. The ONLY time photographers may change ends is at halftime. At NO time are photographers allowed on the field of play.

**Photo Marshals:** U.S. Soccer will use photo marshals to assist on-field media. Photo marshals can assist with providing lineups/rosters, distributing bibs and assist with questions on location and other topics. Photographers are required to follow all instructions of the photo marshals.

**Bibs:** All still photographers are required to wear a colored bib as provided by U.S. Soccer. The bib is lightweight and designed to be worn outside of outerwear and be visible at all times. Please return the bibs to a photo marshal following the game, or leave them in the press box / photographers' work room.

**Pre-Game Photos:** Each team's starters will pose for a pre-game photo near the bench area following the national anthems. Photographers should gather in the near-side corners once the teams leave the field after warm-ups. U.S. Soccer will escort the photographers to midfield.

**Field Watering:** The grounds crew may water the field prior to warm-ups and also prior to kickoff. Please be responsible for your equipment during this time. U.S. Soccer is not responsible for damage to any equipment.

## Non-Rights Holder Video (ENG)

**Video Footage:** All non-rights holders and ENG crews must follow the U.S. Soccer Video Guidelines for all footage gathered at events. The Video Guidelines are included in Appendix I of this document.

**TV Reporters:** ENG reporters may stay on the field until two (2) hours prior to kickoff to shoot 'scene sets,' and are not allowed on the field again until after the conclusion of the broadcast window. Reporters/anchors will not be issued a bib. U.S. Soccer will not generally credential non-rights holder producers, editors, or technicians.

**Location:** ENG cameras are permitted to shoot U.S. Soccer events from behind the field sign boards of either end line. The attacking direction of the teams is determined by a coin toss. Following the coin toss, ENG cameras must pick one end of the field to shoot for the entire half. The ONLY time ENG crews may change ends is at halftime. At NO time are any media members allowed on the field of play.

**Photo Marshals:** U.S. Soccer will use photo marshals to assist on-field media. Photo marshals can assist with providing lineups/rosters, distributing bibs and assist with questions on location and other topics. ENG crews are required to follow all instructions of the photo marshals.

**Bibs:** All ENG camera operators are required to wear a colored bib as provided by U.S. Soccer. The bib is lightweight and designed to be worn outside of outerwear and be visible at all times. Please return the bibs to a photo marshal following the game, or leave them in the press box / photographers' work room.

**Field Watering:** The grounds crew may water the field prior to warm-ups and also prior to kickoff. Please be responsible for your equipment during this time. U.S. Soccer is not responsible for damage to any equipment.

**Live Newscasts:** Please contact U.S. Soccer in advance of the event if you would like to broadcast live pre or post-game as part of a newscast from the stadium.

## Social Media

U.S. Soccer will not generally credential media looking to cover a U.S. Soccer event only for social media purposes. This means someone looking to provide coverage of a match for social media sites not limited or restricted to; Facebook, Twitter, Instagram, etc., will be considered for a press credential on a case basis but in most cases will not be accommodated for a press credential.

**Social Media Reporting:** U.S. Soccer permits credentialed reporters to report on behalf of their media organizations through social media channels or personal accounts. U.S. Soccer permits pictures to be taken from the press box for social media reporting purposes but prohibits the collection of any type of video from the press box. Doing so may result in revocation of press credentials.

---

# APPENDIX I: NON-RIGHTS HOLDER VIDEO GUIDELINES

**Video Footage:** All rights to match footage including all applicable copyrights belong to U.S. Soccer and its rights holders who broadcast each specific match. U.S. Soccer has three rights holders that will broadcast their Men's National Team and Women's National Team matches in 2020: ESPN, FOX Sports and Univision. If an organization is interested in recording video footage at a U.S. Soccer match for non-news gathering purposes they should contact U.S. Soccer Communications at [communications@ussoccer.org](mailto:communications@ussoccer.org).

## Television Broadcasters

**Game Action:** Television broadcasters can use footage of U.S. Soccer events obtained either via 1) their own recording or 2) action dubbed from a U.S. Soccer rights holder broadcast with credit only in connection with its regularly scheduled news programming within a week of the game. This footage should not exceed two (2) minutes. Highlights aired as part of a continuous news program should not be longer than one (1) minute per 30-minute segment.

**Filming – Game Action:** For televised events, non-rights holders / ENG cameras may record the first 15 minutes of each half (from 00:00 to 15:00 and 45:00 to 60:00 on the game clock). For non-televised events, non-rights holders / ENG cameras may record the entire game but are still subject to the aforementioned limits. This includes events that are web streamed live online.

**Filming – Interviews and Scene Sets:** There is no limit to the gathering of footage pre-game, at halftime and post-game. All footage gathered is subject to the usage guidelines indicated in this document.

**Filming – In Seating Area:** Video cameras looking to shoot in the concourse or seating area must contact U.S. Soccer in advance of the event for approval.

**Previews or Advances:** In advance of a U.S. Soccer event, television broadcasters can use two (2) minutes of archival game action to preview an upcoming event. In the local/regional markets, broadcasters should mention the time and location of the game along with their report. Outside of the local markets, broadcasters should mention the time and broadcast information.

**Television Broadcasters' Web Sites:** Video produced for air as part of regular programming that is simulcast or archived online must be accompanied by a link to [ussoccer.com](http://ussoccer.com). Content produced exclusively for the Internet is subject to the guidelines for Online Video.

**U.S. Soccer Video Dept. Audio and Video Roll:** U.S. Soccer periodically sends out video and audio media rolls

from National Team events for outlets to use free of charge, provided they properly credit video as; Courtesy of U.S. Soccer/Veritone. If you'd like to sign up for the email list that distributes these media rolls, please email [communications@ussoccer.org](mailto:communications@ussoccer.org) with "Media Roll" in the subject line.

## Online Video

**Game Action:** Online organizations (including print publications that post video online) are not permitted to film or use game action video at any time. Game action includes any footage of the field, teams, etc., following the beginning of the television broadcast window. Only video of off-field activities (i.e. interviews, training sessions) may be recorded.

**Non-Game Video:** Any video posted online that is recorded as part of media access is limited to the use of eight (8) minutes per day/activity date. Online video may not incorporate integrated advertising and must be accompanied by links to [ussoccer.com](http://ussoccer.com).

**Professional Presentation:** Online video is expected to be recorded, edited and presented in a professional manner. Video must be presented/hosted on an organization's website, and not solely on a site provided by a third-party (i.e. YouTube, Vimeo, Facebook, etc.).

**Online Video Sites:** Organizations who regularly post video to online video sites (i.e. YouTube, Vimeo, etc.) may not include advertising with video gathered as a result of media access. Allowing users to embed these videos is not permitted, and the description of any video must include a link to [ussoccer.com](http://ussoccer.com).

---

# APPENDIX III: NON-RIGHTS HOLDER AUDIO GUIDELINES

## Radio Broadcasters

**Play-by-Play Accounts:** Play-by-play accounts are forbidden by non-rights holders at any time.

**Non-Game Audio:** Any online audio recorded as part of media access is limited to the use of eight (8) minutes per day/activity date. Audio posted on radio broadcaster websites must comply with Online Guidelines below.

### Online

**Non-Game Audio:** Any audio recorded as part of media access is limited to the use of eight (8) minutes per day/activity date. Online audio may not incorporate integrated advertising and must be accompanied by links to [ussoccer.com](http://ussoccer.com).

---

# APPENDIX III: LIVE WRITTEN UPDATES

## All Media

Online or text reports (i.e., live blogs, Twitter, etc.) concerning U.S. Soccer games while they are in progress ("Live Written Updates") are subject to the following:

- Live updates may not use any audio, video or graphic simulations of U.S. Soccer games.
- Live updates must provide television and radio broadcast information for that U.S. Soccer Game. For example: "Tonight's U.S. Soccer game is being broadcast live on (name of television/radio station)."
- All live updates must be free of charge to readers.

**NOTE:** *This policy does not prohibit the posting of the facts of a game (i.e., goals scored, cards given, game score and time remaining).*

**U.S. Soccer Communications**

312-808-1300 phone  
communications@ussoccer.org  
www.usoccer.com

Neil Bueth: 312-528-1270

Email: [nbueth@ussoccer.org](mailto:nbueth@ussoccer.org)

Chief Communications Officer/Spokesman

Michael Kammarman: 312-528-1246

Email: [mkammarman@ussoccer.org](mailto:mkammarman@ussoccer.org)

USMNT Press Officer

Aaron Heifetz: 424-233-3743

Email: [ahweifetz@ussoccer.org](mailto:ahweifetz@ussoccer.org)

USWNT Press Officer

Chris Kennedy: 312-528-1292

Email: [ckennedy@ussoccer.org](mailto:ckennedy@ussoccer.org)

U.S. YNT Press Officer

Ilyanna Gutierrez: 312-528-1293

Email: [igutierrez@ussoccer.org](mailto:igutierrez@ussoccer.org)

Media Credentials

Andy Sevcik: 312-528-1267

Email: [asevcik@ussoccer.org](mailto:asevcik@ussoccer.org)

Video requests

**Federation Internationale de Football Association [FIFA]**

FIFA headquarters

41-43-222-7777 phone

41-43-222-7878 fax

Media Department

41-43-222-7272 phone

41-43-222-7373 fax

Marketing & TV Division

41-41-727-0000 phone

41-41-727-0011 fax

[www.fifa.com/associations](http://www.fifa.com/associations)

**CONFEDERATIONS****Asian Football Confederation [AFC]**

60-3-8994-3388 phone

20-2-3824-7279 Comm. Dept.

60-3-8994-2689 fax

Main Email: [info@cafonline.com](mailto:info@cafonline.com)

[www.the-AFC.com](http://www.the-AFC.com)

**African Football Confederation [CAF]**

20-2-3824-7272 phone

20-2-3824-7279 Comm. Dept.

20-2-3824-7274 fax

[www.cafonline.com](http://www.cafonline.com)

**Confederation of North, Central American and Caribbean Association Football [Concacaf]**

305-704-3232 phone

305-704-3232 Communications Dept.

305-397-8813 fax

Main Email: [general.secretariat@concacaf.org](mailto:general.secretariat@concacaf.org)

[www.concacaf.com](http://www.concacaf.com)

**Oceania Football Confederation [OFC]**

64-9-531-4096 phone

64-9-531-5958 Comm. Dept.

64-9-529-5143 fax

Main Email: [admin@oceaniafootball.com](mailto:admin@oceaniafootball.com)

[www.oceaniafootball.com](http://www.oceaniafootball.com)

**South American Football Confederation [CONMEBOL]**

59-5-21645-781 phone

59-5-21645-791 fax

Main Email: [secretaria@conmebol.com](mailto:secretaria@conmebol.com)

[www.conmebol.com](http://www.conmebol.com)

**Union of European Football Associations [UEFA]**

41-848-00-2727 phone

41-848-04-2727 Comm. Dept.

418-48-01-2727 fax

[www.uefa.com](http://www.uefa.com)

**SELECTED CONCACAF NUMBERS****Canada**

613-237-7678 phone

613-237-1516 fax

[info@canadasoccer.com](mailto:info@canadasoccer.com)

[www.canadasoccer.com](http://www.canadasoccer.com)

**Costa Rica**

506-2508-2900 phone

506-2589-1457 fax

[ejecutivo@fedefutbol.com](mailto:ejecutivo@fedefutbol.com)

[www.fedefutbol.com](http://www.fedefutbol.com)

**Honduras**

504-22-311-436 phone

504-22-398-826 fax

[fenafuth@fenafuth.org.hn](mailto:fenafuth@fenafuth.org.hn)

[www.fenafuth.org.hn](http://www.fenafuth.org.hn)

**Jamaica**

876-929-8036 phone

876-929-0483 fax

[jamff@hotmail.com](mailto:jamff@hotmail.com)

[www.jamaicafootballfederation.com](http://www.jamaicafootballfederation.com)

**Mexico**

52-722-580-8000 phone

52-722-236-0290 fax

[presidenciafmf@fmf.mx](mailto:presidenciafmf@fmf.mx)

[www.femexfut.org.mx](http://www.femexfut.org.mx)

**Panama**

507-233-3896 phone

507-233-0582 fax

[info@fepafut.com](mailto:info@fepafut.com)

[www.fepafut.com](http://www.fepafut.com)

**Trinidad & Tobago**

868-235-5057 phone

868-625-8150 fax

[generalmail@ttfafootball.org](mailto:generalmail@ttfafootball.org)

[www.ttfootball.org](http://www.ttfootball.org)

**PROFESSIONAL LEAGUES****Major League Soccer (MLS)**

212-450-1200 phone

Dan Courtemanche: 212-450-1225

Marisabel Muñoz: 212-450-1262

Lauren Hayes: 212-450-1227

Angela Alfano: 646-682-5313

Molly Dreska: 646-682-5301

Christa Mann: 212-450-1377

Paola Garcia: 212-450-1365

Enrique Ferreyros: 646-682-5205

Gabriel Gabor: 917-364-2755

Rick Lawes: 646-342-3193

[www.mlssoccer.com/league/media-contacts](http://www.mlssoccer.com/league/media-contacts)

**National Women's Soccer League (NWSL)**

212-549-8900 phone

[communications@nwslsoccer.com](mailto:communications@nwslsoccer.com)

Kirsten Brierley: 312-549-8831

Email: [kbrierley@nwslsoccer.com](mailto:kbrierley@nwslsoccer.com)

[www.nwslsoccer.com](http://www.nwslsoccer.com)

**United Soccer Leagues (USL)**

[Championship, League One, League Two, Super Y League]

813-963-3909 phone

813-963-3807 fax

Ryan Madden: Senior VP of

Communications and Community

Nicholas Murray: Associate Director of

Communications

[www.uslsoccer.com](http://www.uslsoccer.com)

**U.S. SOCCER MEMBERS****United States Adult****Soccer Association (USASA)**

708-496-6870 phone

708-496-6879 fax

Anthony Isabelli 708-496-6875

[www.usasa.com](http://www.usasa.com)

**US Club Soccer**

843-614-4140 phone

Josh Gresh: 843-614-4140 x20

Elizabeth Heard: 843-614-4140 x18

[info@usclubsoccer.org](mailto:info@usclubsoccer.org)

[www.usclubsoccer.org](http://www.usclubsoccer.org)

**U.S. Youth Soccer**

800-4-SOCCER phone

972-334-9300 phone

972-334-9960

Mike Fletcher: Chief Marketing Officer

Jordan Gracey: Content Services Manager

Ryan Loy: Marketing & Communications

Manager

[www.usyouthsoccer.org](http://www.usyouthsoccer.org)

**American Youth****Soccer Organization [AYSO]**

800-872-2976 phone

310-525-1155 fax

Yvonne Lara: 424-221-7971

[www.ayso.org](http://www.ayso.org)

**Soccer Association****for Youth [SAY Soccer]**

800-233-7291 phone

513-769-3800 phone

513-769-0500 fax

Samantha Parker:

800-233-7291 x1116

Emmett Kresslein:

800-233-7291 x1124

[info@saysoccer.org](mailto:info@saysoccer.org)

[www.saysoccer.org](http://www.saysoccer.org)

**OTHER NUMBERS****Amateur Athletic Union**

407-934-7200 phone

407-934-7242 fax

[www.aausports.org](http://www.aausports.org)

**International Sports Images (ISI)**

John Todd

650-814-2142 phone

[www.isiphotos.com](http://www.isiphotos.com)

[info@isiphotos.com](mailto:info@isiphotos.com)

**Maccabi USA/Sports for Israel**

215-561-6900 phone

215-561-5470 fax

Dakota Marine:

(215) 561-6900 Ext. 415

[www.maccabiusa.com](http://www.maccabiusa.com)

**National Association of****Intercollegiate Athletics [NAIA]**

816-595-8000 phone

816-595-8200 fax

[www.naia.org](http://www.naia.org)

**National Collegiate****Athletic Association [NCAA]**

317-917-6222 phone

317-917-6888 fax

[www.ncaa.org](http://www.ncaa.org)

**United Soccer Coaches**

816-471-1941 phone

816-474-7408 fax

[www.unitedsoccercaches.org](http://www.unitedsoccercaches.org)

**National Soccer Hall of Fame**

469-365-0043 phone

[info@nationalsoccerhof.com](mailto:info@nationalsoccerhof.com)

[www.nationalsoccerhof.com](http://www.nationalsoccerhof.com)

**Soccer in the Streets [SITS]**

888-436-5833 phone

[www.soccerstreets.org](http://www.soccerstreets.org)

**Special Olympics**

202-628-3630 phone

202-824-0200 fax

[www.specialolympics.org](http://www.specialolympics.org)

**Sports & Fitness****Industry Association [SFIA]**

301-495-6321 phone

301-495-6322 fax

[info@sfia.org](mailto:info@sfia.org)

[www.sfia.org](http://www.sfia.org)

**U.S. Olympic Committee [USOC]**

719-866-4529 phone

[communications@usoc.org](mailto:communications@usoc.org)

[www.teamusa.org](http://www.teamusa.org)

**U.S. Soccer Foundation**

202-872-9277 phone

202-872-6655 fax

[info@ussoccerfoundation.org](mailto:info@ussoccerfoundation.org)

[www.ussoccerfoundation.org](http://www.ussoccerfoundation.org)



USSOCCER.COM

OFFICIAL SPONSORS OF U.S. SOCCER

